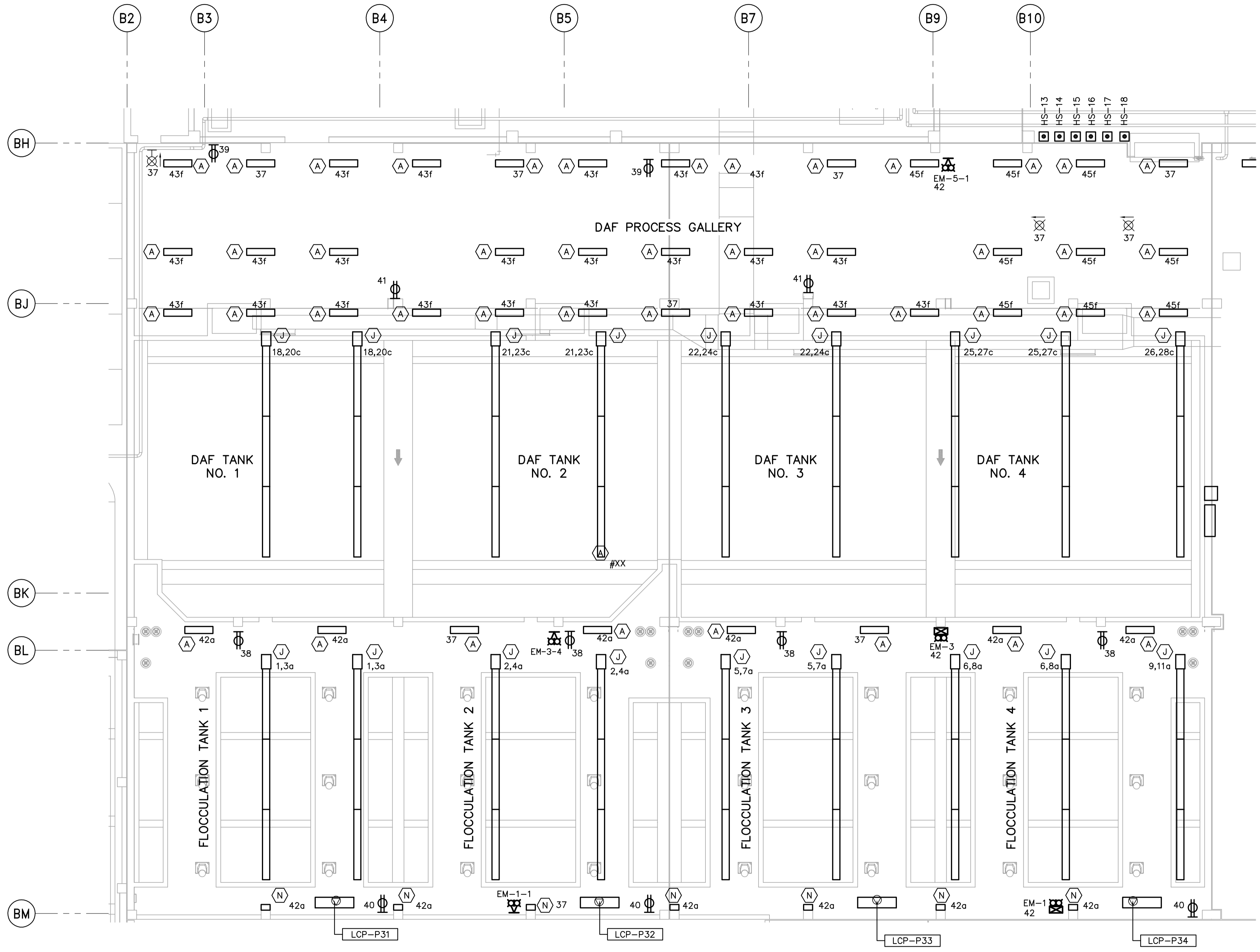
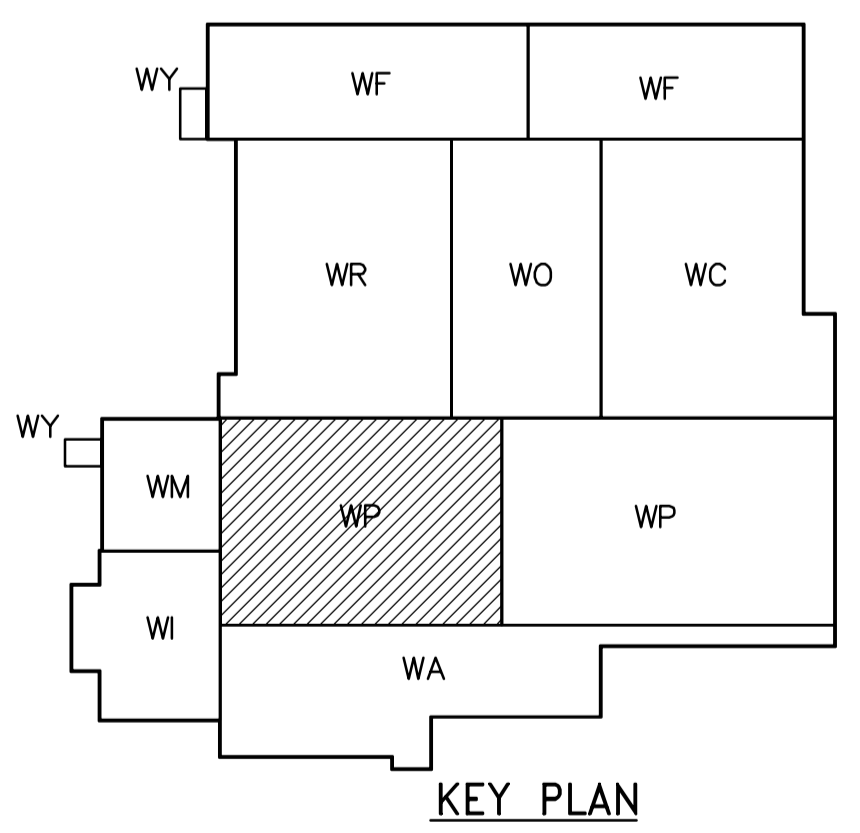
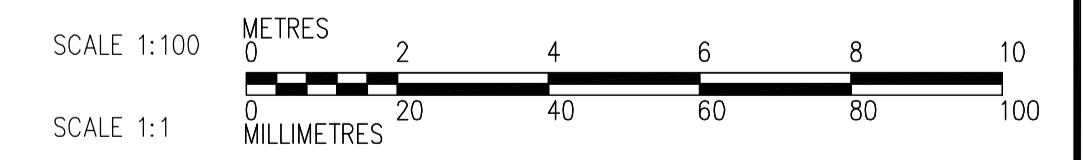


- NOTES:
 1. ALL 120V AND 208V LOADS ARE FED FROM LP-P31
 2. SEE DRAWINGS WB-E0402 AND WB-E0403 FOR LUMINAIR MOUNTING DETAILS



THIRD FLOOR POWER AND LIGHTING PLAN (AREA 1)
 1:100



<p>Certificate of Authorization CH2M HILL Canada Ltd. No. 1441 Expiry: April 30, 2006</p>	B.M. ELEV.	<p>Frederickson Cooper ARCHITECTS</p>	<p>A You International Ltd. Company</p>	ENGINEER'S SEAL ORIGINAL SIGNED BY L.D. LLEWELLYN 2006/03/29	<p>THE CITY OF WINNIPEG WATER AND WASTE DEPARTMENT ENGINEERING DIVISION</p>	
	DESIGNED BY LL CHECKED BY ND			WATER TREATMENT PLANT FLOCCULATION AND DAF MECHANICAL AND ELECTRICAL		CITY FILE NUMBER
	DRAWN BY TLL APPROVED BY AHL			RELEASED FOR CONSTRUCTION BY: R. SOROKOWSKI		SHEET OF
	SCALE: 1:100			CONSULTANT DRAWING NO. WP-E0135		CITY DRAWING NUMBER 1-0601P-A-E0135-001-000
00 ISSUED FOR TENDER NO. REVISIONS	06/03/29 DATE BY	DATE 2005/07/12	DATE 2006/03/29	ELECTRICAL FLOC/DAF AREA 1 THIRD FLOOR POWER AND LIGHTING PLAN		