SHEET: COW-A1 (03/2005)

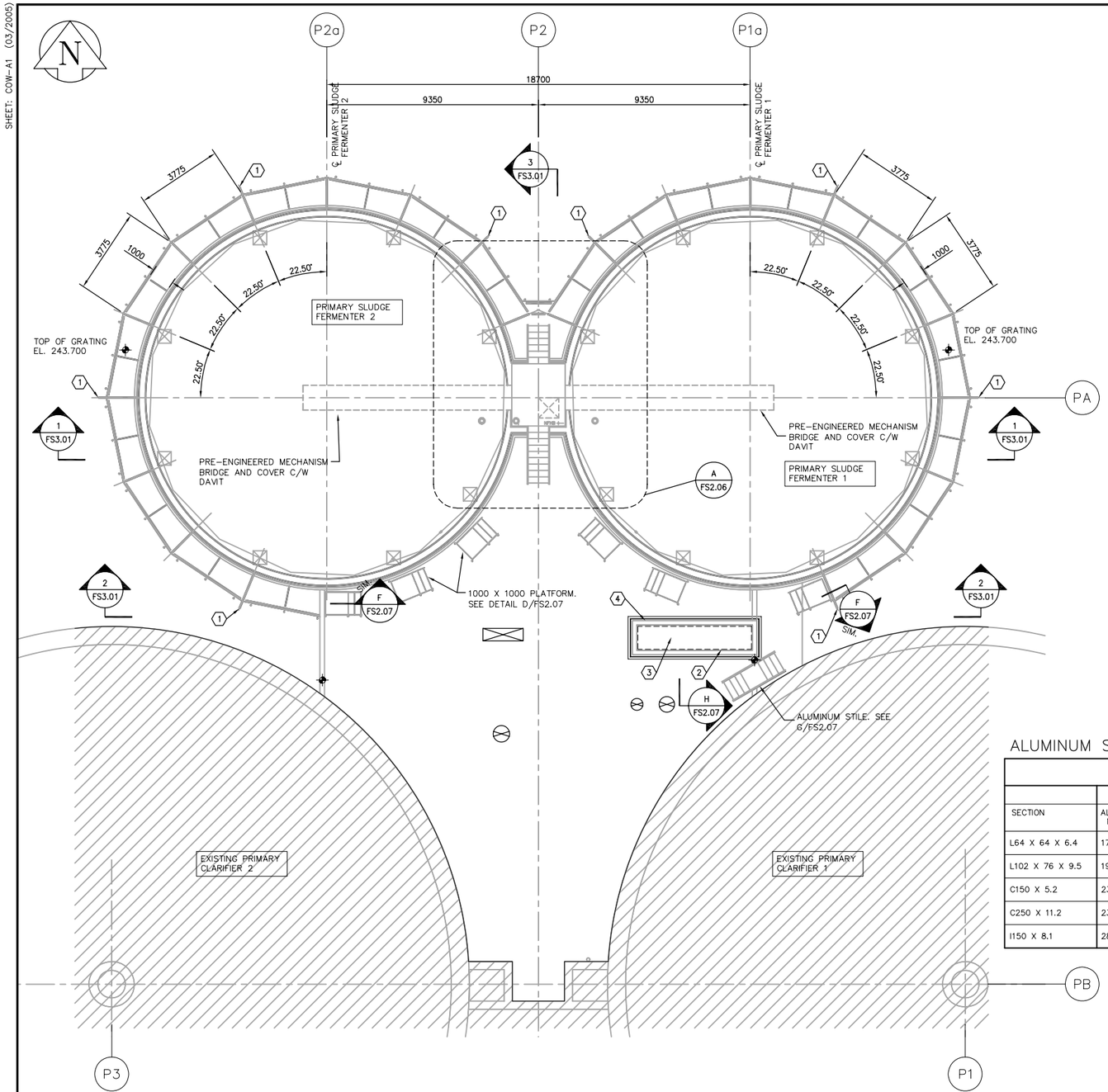

WALKWAY FRAMING PLAN @ EL. 243.700

SCALE : 1:100

DESIGN LOADS

DL = STRUCTURE SELF WEIGHT
LL = 4.8 kPa

KEYNOTES:

1. EXTEND BEAM 250 PAST EDGE OF GUARDRAIL FOR LIGHT POLE ATTACHMENT (LIGHT POLE BY OTHERS).
2. L102 X 102 X 6.4 PERIMETER ANGLE ALL AROUND.
3. 0.76 X 38mm GALVANIZED DECK. U/S DECK ELEVATION = 245.600
4. 190 MASONRY WALL WALL C/W 1-15M IN GROUTED CORE AT 1200 O.C.

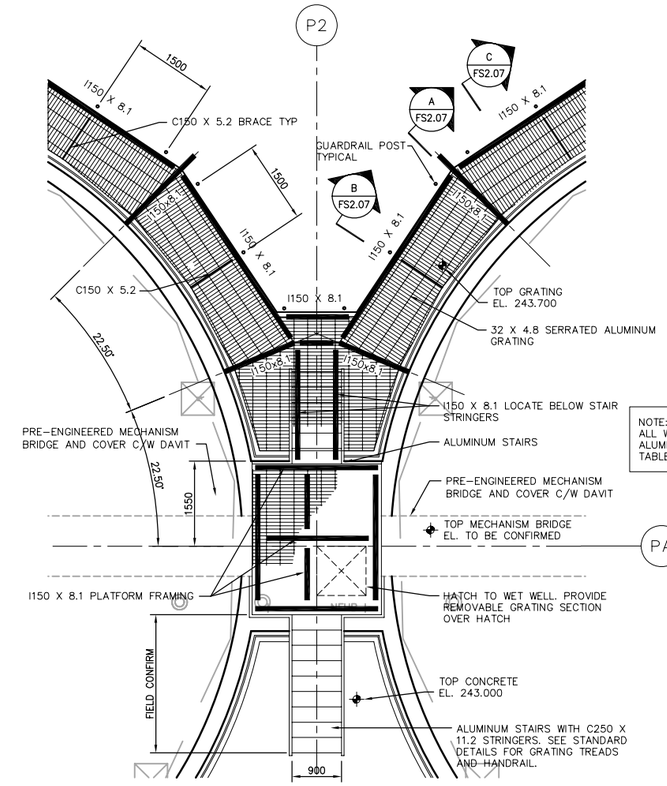

NOTE:
ALL WALKWAY FRAMING SHALL BE ALUMINUM SECTIONS U.N.O. SEE TABLE FOR SECTION GEOMETRY

A FS2.06 PARTIAL WALKWAY FRAMING PLAN
1:50

ALUMINUM SECTIONS – IMPERIAL SIZES IN METRIC UNITS

		DIMENSIONS						SECTION PROPERTIES						
									X-X AXIS			Y-Y AXIS		
SECTION	ALCAN No.	D (mm)	B (mm)	t (mm)	t¹ (mm)	R (mm)	WEIGHT (kg/m)	A (mm²)	I/10⁶ (mm⁴)	S/10³ (mm³)	r (mm)	I/10⁶ (mm⁴)	S/10³ (mm³)	r (mm)
L64 X 64 X 6.4	17524	63.50	63.50	6.35	–	6.35	2.093	775	0.294	6.467	19.5	0.294	6.467	19.5
L102 X 76 X 9.5	19038	101.60	76.20	9.52	–	9.52	4.382	1622	1.658	23.934	32.0	0.801	14.184	22.2
C150 X 5.2	23023	152.40	63.50	6.4	7.9	11.1	5.204	1927	6.834	89.687	59.6	0.727	16.059	19.4
C250 X 11.2	23031	254.00	88.90	7.9	12.7	14.3	11.229	5640	79.954	525	119.1	5.467	74.887	31.1
I150 X 8.1	28010	152.40	101.60	7.1	9.5	11.1	8.085	2993	11.740	154	62.6	1.673	32.939	23.6

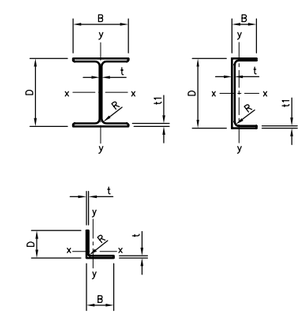

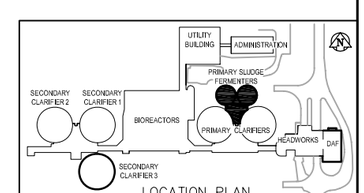

LOCATION PLAN

APEGM
Certificate of Authorization
Earth Tech Canada Inc.
No. 730 Expiry: April 30, 2006

NO.	REVISIONS	DATE	BY
00	ISSUED FOR TENDER	06/04/26	NV

B.M. ELEV.

EarthTech
A Tyco International Ltd. Company

DESIGNED BY	CJG	CHECKED BY	CJG
DRAWN BY	NV	APPROVED BY	JEH
HOR. SCALE: VERTICAL SCALE:	AS NOTED	RELEASED FOR CONSTRUCTION BY:	J.VEILLEUX
DATE	2006/03/10	DATE	2006/04/26

ENGINEER'S SEAL
ORIGINAL SIGNED BY
C.J. GENTILE
2006/04/25

CONSULTANT DRAWING NO.
FS2.06

THE CITY OF WINNIPEG
WATER AND WASTE DEPARTMENT
ENGINEERING DIVISION

WEWPCC
BIOLOGICAL NUTRIENT REMOVAL UPGRADE
CONTRACT No. 3

STRUCTURAL
AREA – F PRIMARY SLUDGE FERMENTERS
WALKWAY PLANS

CITY FILE NUMBER
SHEET OF
CITY DRAWING NUMBER

04/26/06 03:19pm norm.villeneuve L:\work\76000\76063\02a-CAD\IND\Contr\Fermentor-Clarifier\FS2.06.dwg Layout:Layout1