



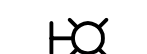
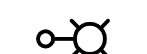






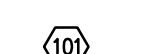

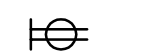














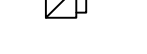

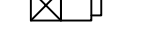
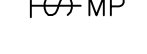

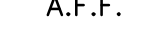



ELECTRICAL SYMBOL LEGEND




















LIGHTING



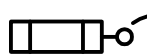
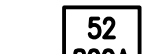
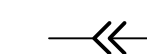
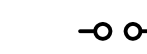
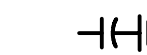

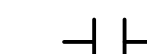
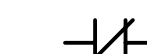

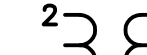
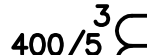






-  FLUORESCENT LUMINAIRE -- SURFACE OR SUSPENDED
 -  FLUORESCENT LUMINAIRE -- RECESSED
 -  FLUORESCENT EMERGENCY LUMINAIRE --SURFACE OR SUSPENDED
 -  CEILING POT OR HID LUMINAIRE -- SURFACE OR SUSPENDED
 -  WALL SCONCE OR HID LUMINAIRE
 -  STANCHION MOUNTED HID LUMINAIRE
 -  CEILING MOUNTED EXIT LIGHT -- ARROWS AS REQUIRED
 -  WALL MOUNTED EXIT LIGHT -- ARROWS AS REQUIRED
 -  BATTERY PACK C/W HEADS AS INDICATED
 -  WALL MOUNTED EMERGENCY REMOTE HEADS
 -  PHOTO ELECTRIC CELL
 -  TIME CLOCK
 - NL NIGHT LIGHT
 -  LUMINAIRE TYPE
 -  SINGLE POLE SWITCH
- WALL SWITCH: 3 - THREE WAY LV- LOW VOLTAGE
 4 - FOUR WAY M - MOTOR RATED
 D - DIMMER PL- PILOT LIGHT
 EX- EXPLOSION PROOF WP- WEATHER PROOF

POWER




-  DUPLEX RECEPTACLE
-  SINGLE RECEPTACLE
-  ISOLATED GROUND RECEPTACLE
-  SPLIT-FEED RECEPTACLE
-  GROUND FAULT RECEPTACLE
-  SPECIAL 120V RECEPTACLE
-  SPECIAL 208V 1Ø RECEPTACLE
-  SPECIAL 208V 3Ø RECEPTACLE
-  SPECIAL 347V RECEPTACLE
-  SPECIAL 600V RECEPTACLE
-  SPECIAL RECEPTACLE
-  MOTOR CONNECTION
-  DIRECT CONNECTION -- CONNECTION TO EQUIPMENT SUPPLIED UNDER OTHER DIVISIONS.
-  DISCONNECT SWITCH
-  FUSED DISCONNECT SWITCH
-  MAGNETIC MOTOR STARTER
-  COMBINATION DISCONNECT/MAGNETIC MOTOR STARTER
-  MANUAL MOTOR STARTER C/W PILOT LIGHT
-  PANEL BOARD -- SURFACE MOUNTED
-  MISC. PANEL BOARD -- FLUSH MOUNTED
- WP WEATHER PROOF
- GF GROUND FAULT
- A.F.F. ABOVE FINISHED FLOOR
-  START-STOP PUSHBUTTON
-  OVERHEAD GARAGE DOOR OPENER

FIRE ALARM




-  MANUAL PULL STATION
-  BELL C/W VISUAL ALARM LIGHT
-  WALL MOUNTED HORN
-  WALL MOUNTED HORN/STROBE
-  WALL MOUNTED BELL
-  WALL MOUNTED BELL/STROBE
-  CEILING MOUNTED HORN
-  SMOKE DETECTOR
-  RATE OF RISE THERMAL DETECTOR
-  FIXED TEMPERATURE THERMAL DETECTOR
-  DUCT MOUNTED SMOKE DETECTOR
-  END OF LINE RESISTOR
-  SPRINKLER FLOW SWITCH
-  SPRINKLER PRESSURE SWITCH
-  SPRINKLER VALVE MONITOR
-  CONTROL MODULE
-  SOLENOID VALVE
-  FIRE PHONE
-  FIRE ALARM SPEAKER

-  CIRCUIT BREAKER
-  DRAW OUT CIRCUIT BREAKER
-  CIRCUIT BREAKER C/W CURRENT LIMITERS
-  POWER CIRCUIT BREAKER C/W FRAME SIZE INDICATION
-  STAB TYPE DISCONNECT
-  LIGHTNING ARRESTER
-  SURGE ARRESTER
-  THERMAL OVERLOAD DEVICE
-  CONTACT
-  CONTACT
-  CAPACITOR C/W KVAR RATING
-  POTENTIAL TRANSFORMER C/W VOLTAGE AND QUANTITY
-  CURRENT TRANSFORMER C/W RATIO AND QUANTITY
-  ZERO SEQUENCE CURRENT TRANSFORMER
-  DIGITAL METERING
-  TRANSIENT VOLTAGE SURGE SUPPRESSOR
-  VARIABLE FREQUENCY DRIVE
-  METERING DEVICE
- V - VOLTAGE kW - KILOWATTS
- A - AMPERAGE kVAR - KILOVARS
- PF - POWER FACTOR
-  ELECTRIC MOTOR



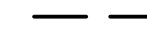

COMMUNICATION










-  VOICE OUTLET
-  DATA OUTLET
-  VOICE/DATA OUTLET

SECURITY

-  CARD READER
-  DOOR POSITION SWITCH
-  MOTION DETECTOR

LINE SYMBOLS

-  CABLE NUMBER
-  CONDUCTOR
-  UNDERGROUND CONDUCTOR
-  OVERHEAD CONDUCTOR

-  HARMONIC FILTER KW RATED
-  DISTRIBUTION TRANSFORMER
-  DELTA
-  WYE
-  WYE OR STAR WITH SOLID GROUNDED NEUTRAL
-  GROUND
-  STARTER - FVNR FULL VOLTAGE NON-REVERSING
-  STARTER - SOFT START
-  STARTER - 2 SPEED, 1 WINDING



B.M. ELEV.					
DESIGNED BY	GSN	CHECKED BY	PS		
DRAWN BY	ERC	APPROVED BY	JEH		
HOR. SCALE:	NTS	RELEASED FOR CONSTRUCTION BY:	J. VEILLEUX		
VERTICAL SCALE:					
NO.	ISSUED FOR TENDER	DATE	BY	DATE	2005/11/22
REVISIONS				DATE	2006/04/26



ENGINEER'S SEAL

ORIGINAL SIGNED BY
P. STRYK

2006/04/26

CONSULTANT DRAWING NO.
LE1.01



WEWPCC
BIOLOGICAL NUTRIENT REMOVAL UPGRADE
CONTRACT 3

ELECTRICAL
AREA L - GENERAL AND SITWORKS
SYMBOL LEGEND

CITY FILE NUMBER

SHEET OF

CITY DRAWING NUMBER