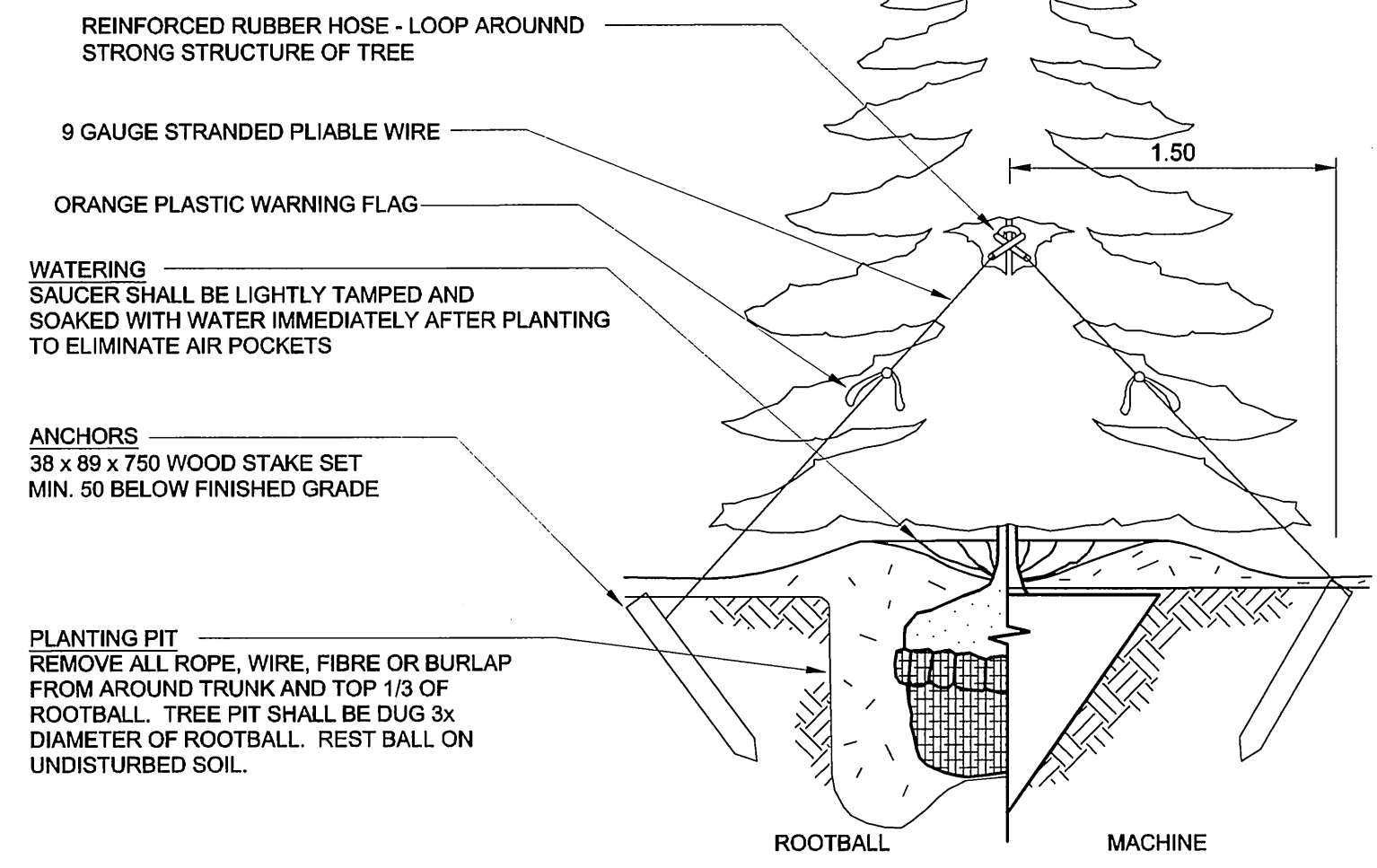
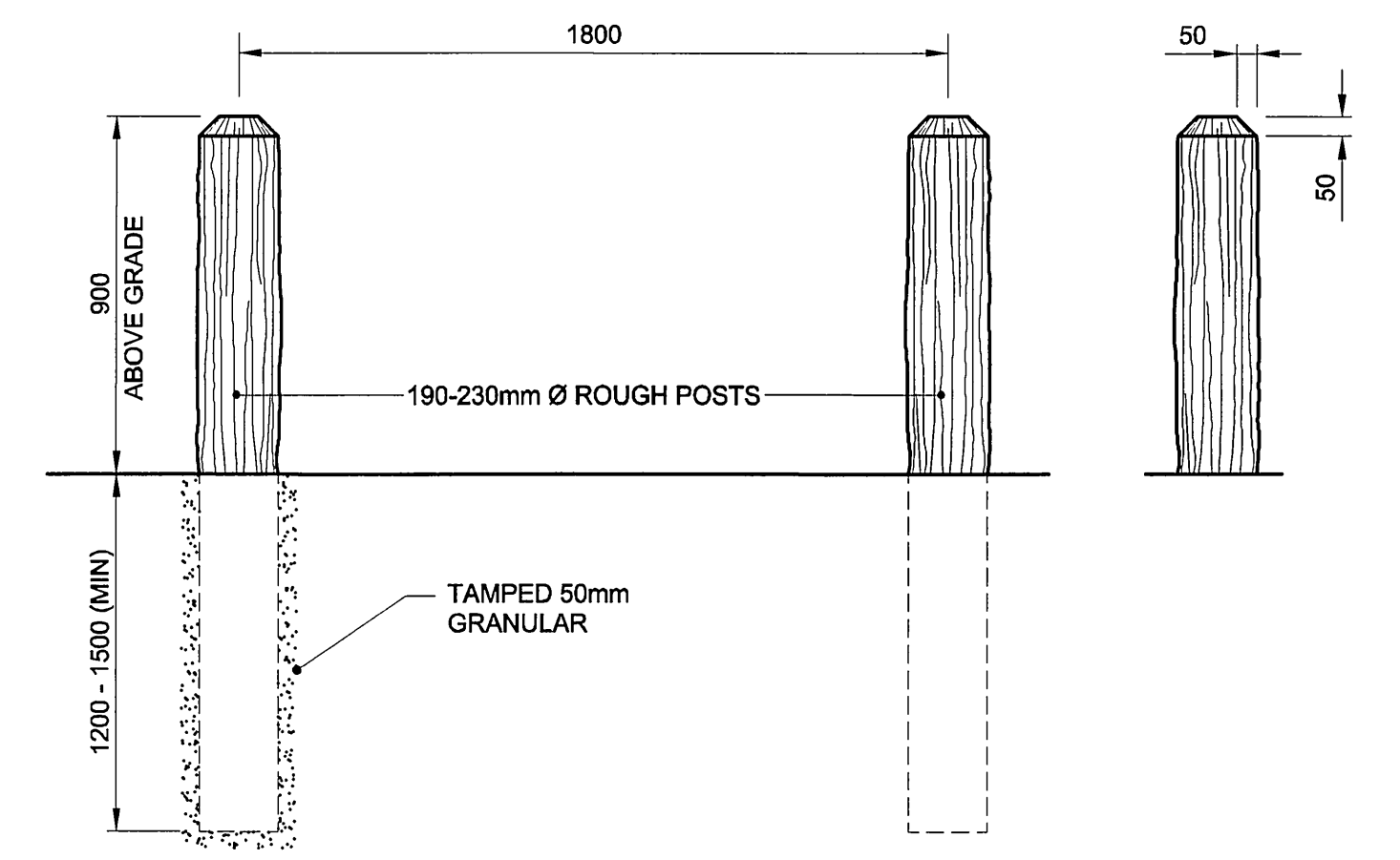


**SODDING DETAIL**  
SCALE: N.T.S.  
- GRASS MUST BE MOWN PRIOR TO DELIVERY OF SOD TO HEIGHT OF 50mm

NOTES:  
TREE TO BE SET PLUMB  
CONTRACTOR SHALL ALLOW FOR SOIL SETTLEMENT.

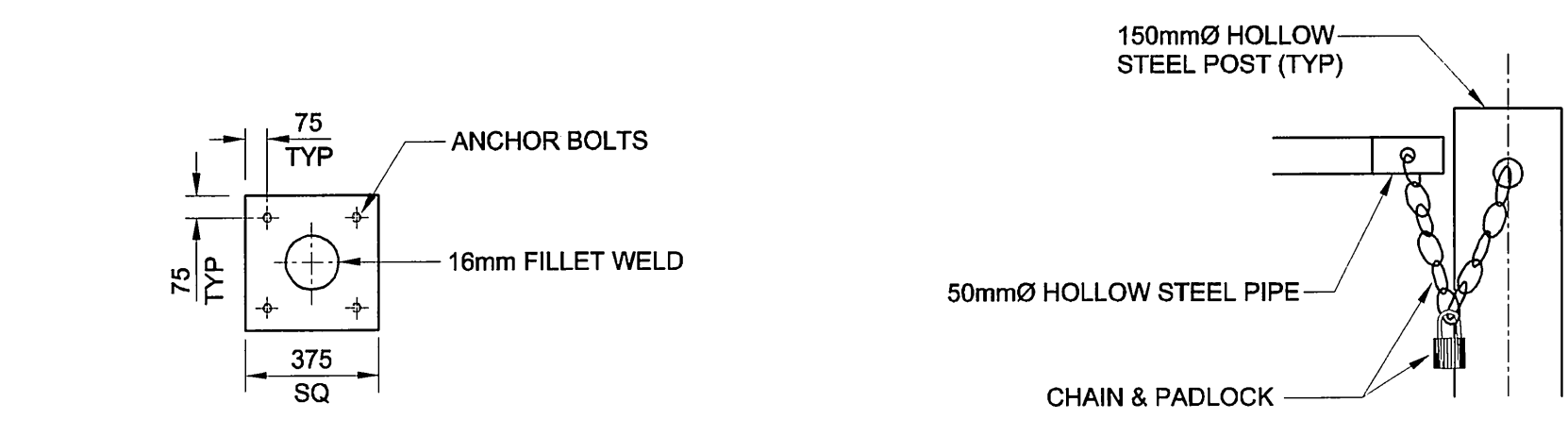


**CONIFEROUS TREE PLANTING DETAIL**  
SCALE: N.T.S.



NOTE:  
- WESTERN RED CEDAR, FREE OF BARK, SOLID CORE, AIR DRIED, PRESSURE TREATED AFTER SHAPING - OR MANITOBA PINE, FREE OF BARK, SOLID CORE, ROUGH NOT TURNED AND PRESSURE TREATED.  
- ALL POSTS THOROUGHLY TAMPED AND EARTH MOUNDED APPROX. 100mm AT EACH POST FOR FUTURE SETTLING. SURPLUS EARTH TO BE DISPOSED OF ALONG BOUNDARY LINE.

**POST FENCING**  
SCALE 1:20



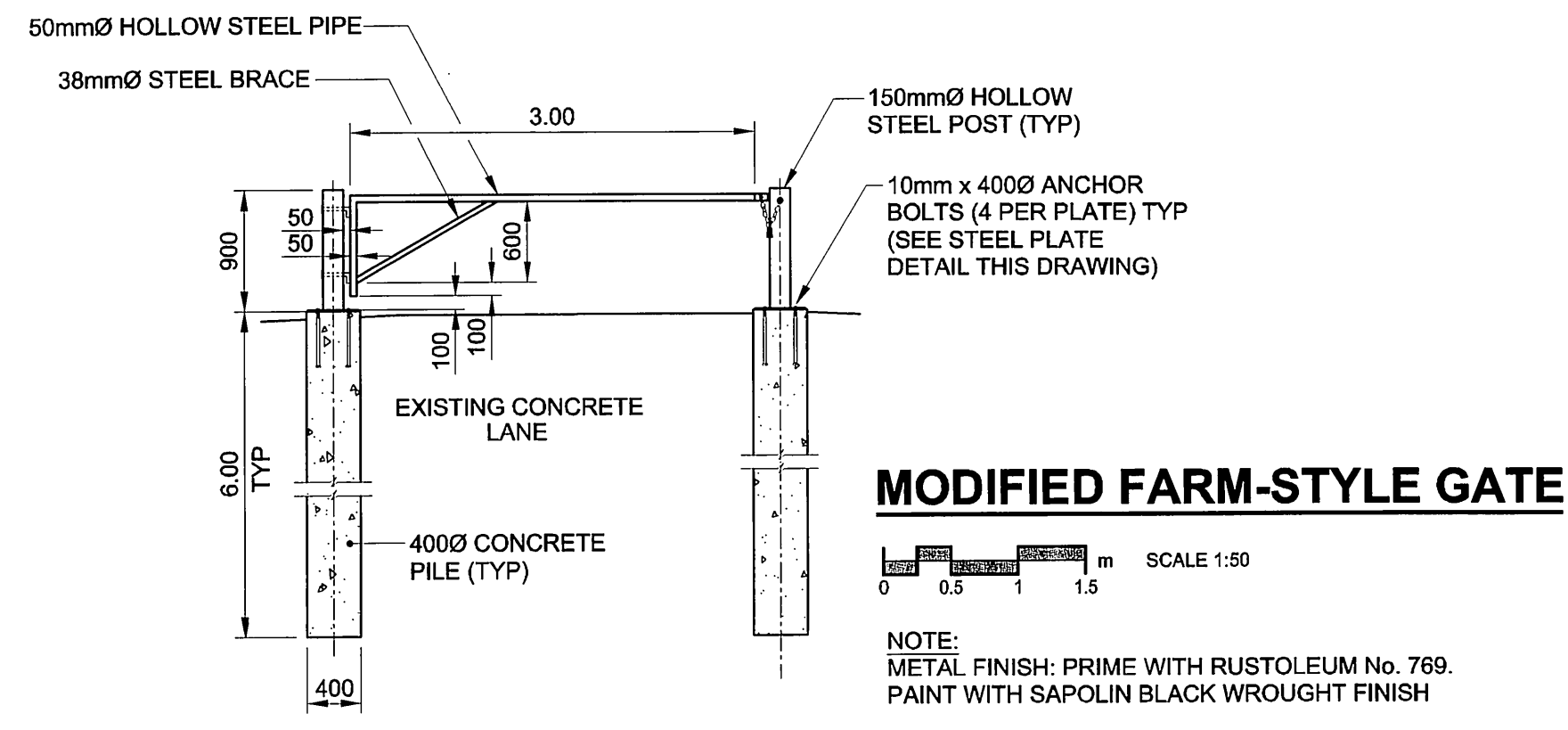
**TOP VIEW OF STEEL PLATE**  
SCALE: N.T.S.

**ELEVATION OF GATE END**  
SCALE: N.T.S.


**PLANT LIST**

| No.                     | COMMON NAME            | BOTANICAL NAME                     | SIZE/HEIGHT                    | NOTES         |
|-------------------------|------------------------|------------------------------------|--------------------------------|---------------|
| <b>CONIFEROUS TREES</b> |                        |                                    |                                |               |
| 8                       | Morden Colorado Spruce | <i>Picea pungens</i> 'Morden'      | 3.6m ht.                       | B&B/Container |
| <b>CLIMBERS</b>         |                        |                                    |                                |               |
| 22                      | Virginia Creeper       | <i>Parthenocissus quinquefolia</i> | 2 yr. healthy, vigorous growth | Container     |

SPECIFICATION: All plant material to be supplied and installed in accordance with the latest edition of Landscape Canada's Metric Guide Specifications for Nursery Stock.  
NOTE: SEE PLANTING DETAILS, SHEET P-3258-208



**MODIFIED FARM-STYLE GATE**  
SCALE 1:50  
NOTE:  
METAL FINISH: PRIME WITH RUSTOLEUM No. 769.  
PAINT WITH SAPOLIN BLACK WROUGHT FINISH



**LOCATION APPROVED**  
UNDERGROUND STRUCTURES

| NO. | REVISIONS                    | DATE     | BY  |
|-----|------------------------------|----------|-----|
| C   | REVISED AS PER CITY COMMENTS | 06/06/29 | KMB |
| B   | ISSUED FOR BID               | 06/05/17 | WJd |
| A   | ISSUED FOR REVIEW            | 06/03/10 | KMB |

NOTE:  
LOCATION OF UNDERGROUND STRUCTURES AS SHOWN ARE BASED ON THE BEST INFORMATION AVAILABLE. BUT NO GUARANTEE IS GIVEN THAT ALL EXISTING UTILITIES ARE SHOWN OR THAT THE GIVEN LOCATIONS ARE EXACT. CONFIRMATION OF EXISTENCE AND EXACT LOCATION OF ALL SERVICES MUST BE OBTAINED FROM THE INDIVIDUAL UTILITIES BEFORE PROCEEDING WITH CONSTRUCTION.

| DESIGNED BY | DKH      | CHECKED BY                | BTD         |
|-------------|----------|---------------------------|-------------|
| DRAWN BY    | WJd      | APPROVED BY               | [Signature] |
| HOR. SCALE  | 1:250    | RELEASED FOR CONSTRUCTION |             |
| VERT. SCALE | -        |                           |             |
| DATE        | 06/06/29 | DATE                      |             |

UMA | AECOM

© 2005 UMA ENGINEERING LTD. ALL RIGHTS RESERVED.

DESIGNED BY: DKH  
DRAWN BY: WJd  
HOR. SCALE: 1:250  
VERT. SCALE: -  
DATE: 06/06/29

CHECKED BY: BTD  
APPROVED BY: [Signature]  
RELEASED FOR CONSTRUCTION

PROFESSIONAL'S SEAL  
27/06/2006  
DONALD K. HESTER  
member no. 32  
CONSULTANT DRAWING NO. 08  
0265-378-00

THE CITY OF WINNIPEG  
PUBLIC WORKS DEPARTMENT

LUXTON COMMUNITY CENTRE  
SITE DEVELOPMENT PROJECT  
Luxton / St. John's Park / Seven Oaks

Building Communities Initiative Plan  
PLANTING DETAILS

CITY DRAWING NUMBER  
SHEET 8 OF 8  
REV L8 C

TENDER NO. 225-2006