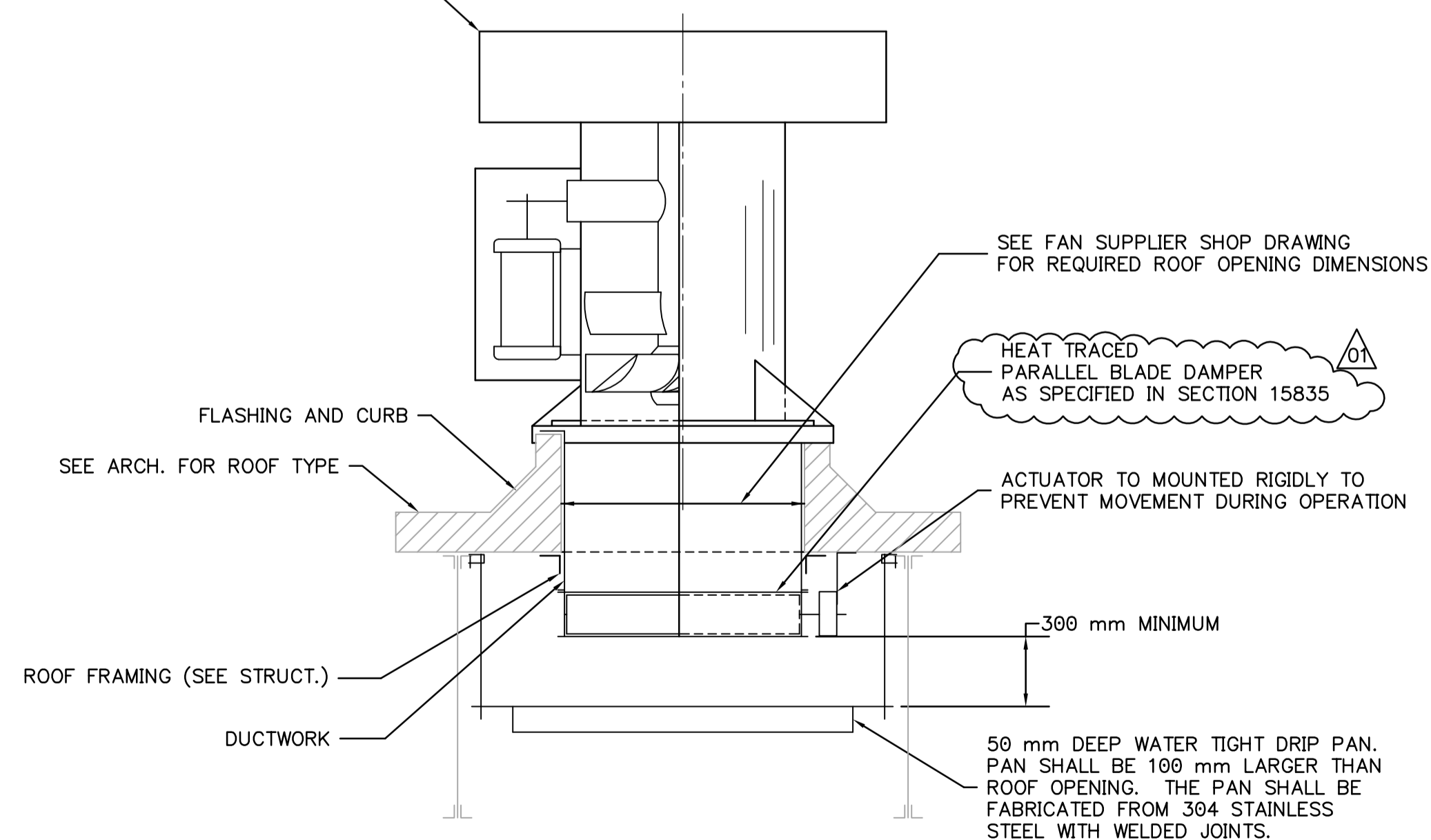


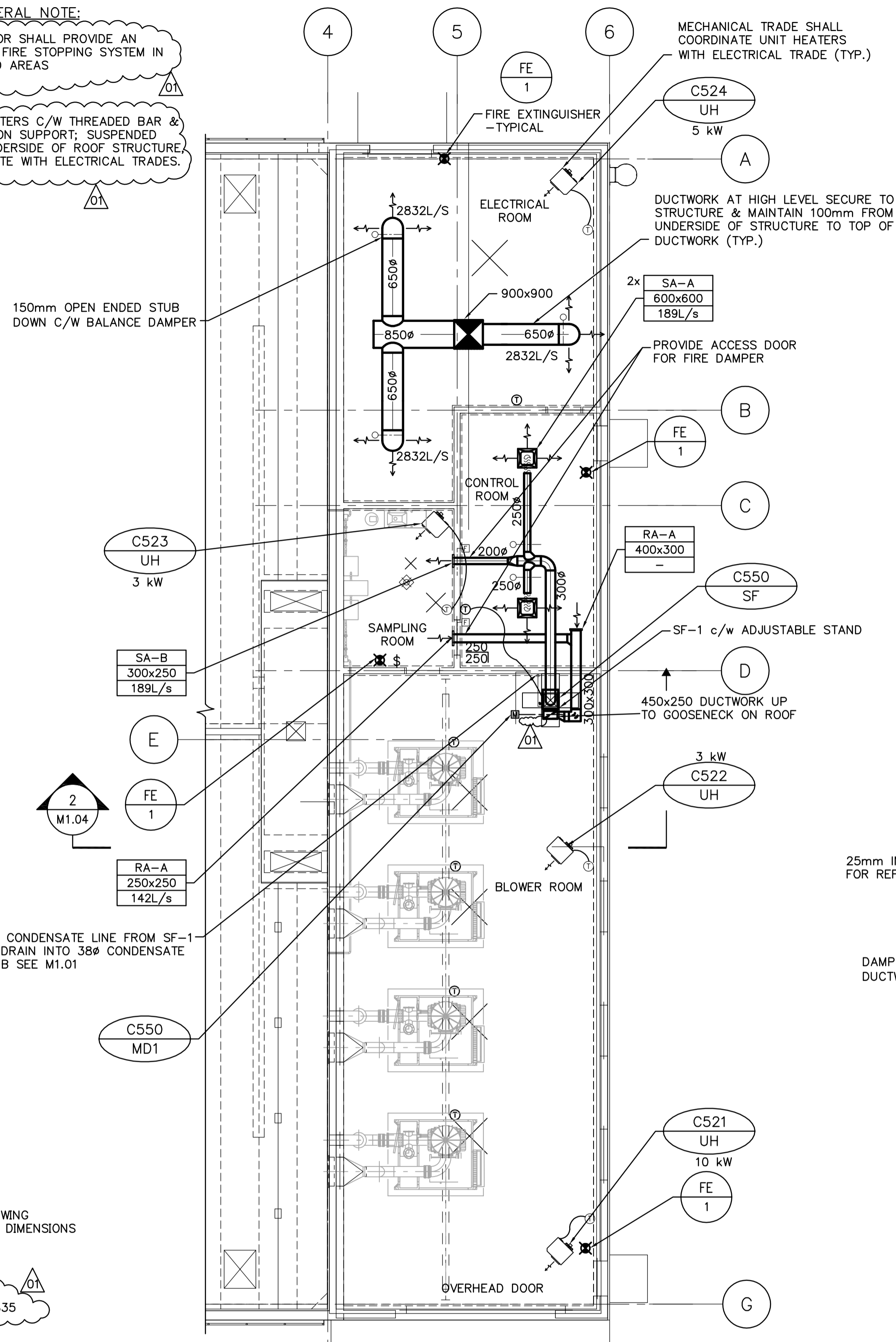
1 EXHAUST FAN BUILDING - HVAC PLAN  
M1.02 SCALE 1:100

EXHAUST FAN REFER TO EQUIPMENT SCHEDULE

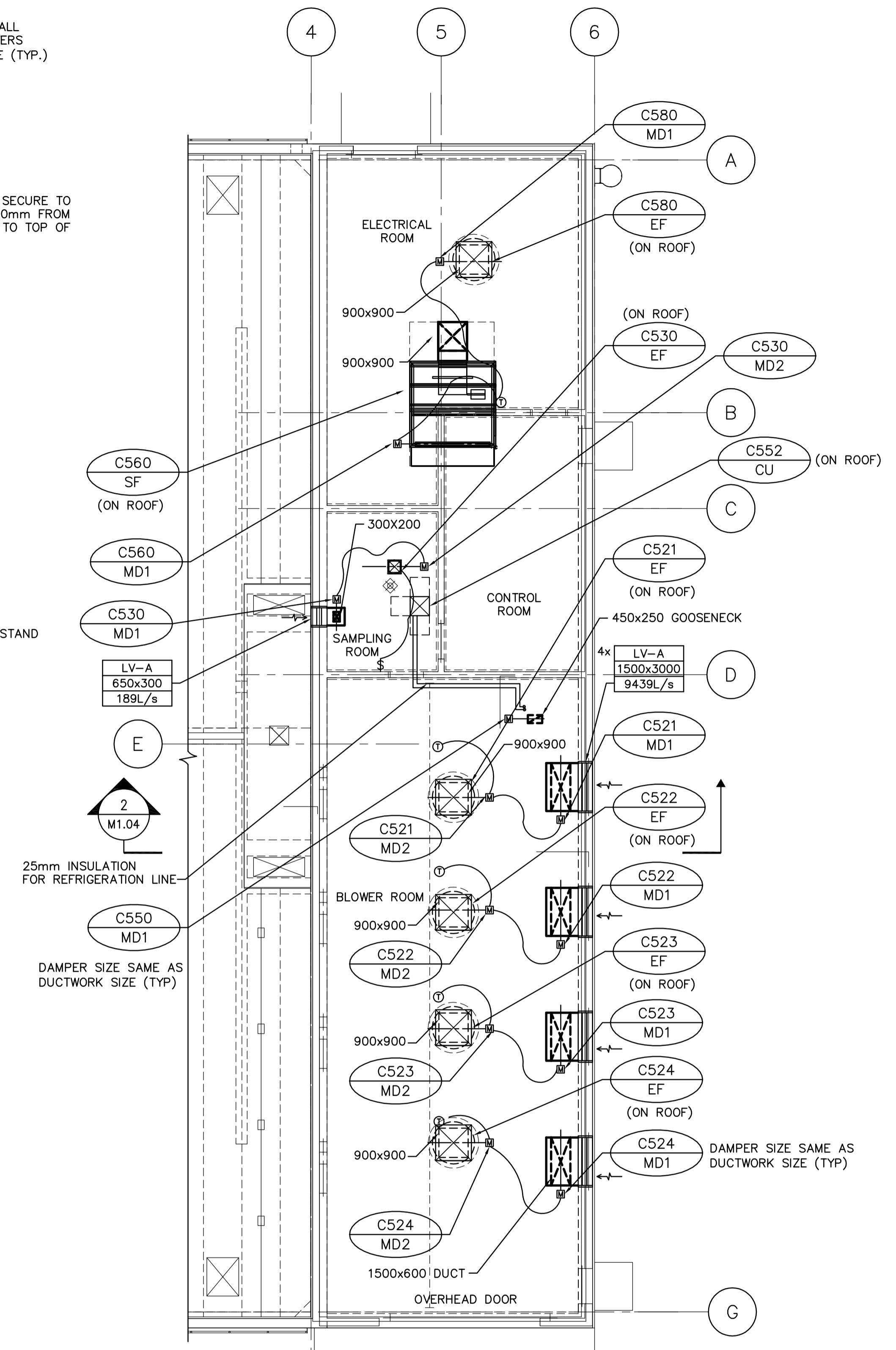


4 EXHAUST FAN ON ROOF DETAIL  
M1.02 SCALE N.T.S.

**GENERAL NOTE:**  
1. CONTRACTOR SHALL PROVIDE AN APPROVED FIRE STOPPING SYSTEM IN FIRE RATED AREAS  
2. UNIT HEATERS C/W THREADED BAR & ANGLE IRON SUPPORT; SUSPENDED FROM UNDERSIDE OF ROOF STRUCTURE; COORDINATE WITH ELECTRICAL TRADES.



2 BLOWER BUILDING - HVAC FLOOR PLAN  
M1.02 SCALE 1:100



3 BLOWER BUILDING - HVAC ROOF & FLOOR PLAN  
M1.02 SCALE 1:100

**APEGM**  
Certificate of Authorization  
Earth Tech Canada Inc.  
No. 730 Expiry: April 30, 2007

B.M. ELEV.			
DESIGNED BY	AB	CHECKED BY	AB
DRAWN BY	DJP	APPROVED BY	JEH
SCALE:	AS NOTED	RELEASED FOR CONSTRUCTION BY:	K. MARTENS
ISSUED FOR TENDERS	06/07/12	DATE	2006/05/15
NO. REVISIONS	DATE	BY	DATE

**EarthTech**  
A Tyco International Ltd. Company

DATE	2006/05/15	DATE	2006/05/15
------	------------	------	------------

ENGINEER'S SEAL  
ORIGINAL SIGNED BY  
A. BURACHYNSKY  
2006/05/15  
CONSULTANT DRAWING NO.  
M1.02

**THE CITY OF WINNIPEG**  
WATER AND WASTE DEPARTMENT  
ENGINEERING DIVISION  
NEWPCC CENTRATE NUTRIENT TREATMENT  
NITROGEN REMOVAL FACILITY

CITY FILE NUMBER	
SHEET OF	
CITY DRAWING NUMBER	

MECHANICAL  
BLOWER BUILDING AND EXHAUST FAN BUILDING  
HVAC PLANS