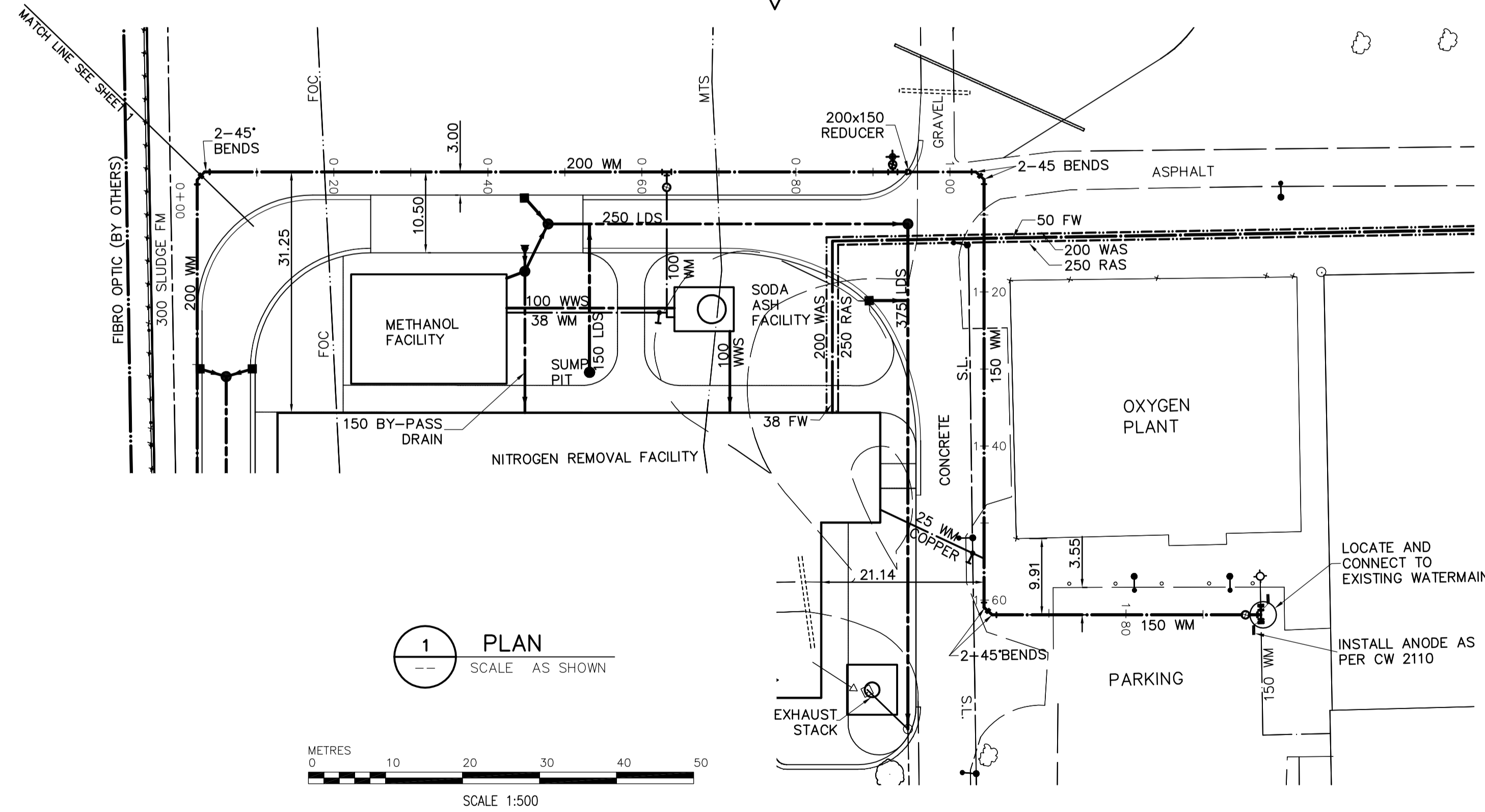
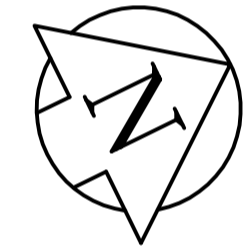
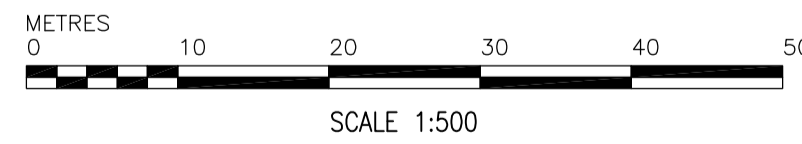


1 PROFILE  
SCALE AS SHOWN



1 PLAN  
SCALE AS SHOWN



CONSTRUCTION NOTES

1. ALL MATERIALS SHALL CONFORM TO THE CITY OF WINNIPEG STANDARD CONSTRUCTION SPECIFICATIONS.
2. RESTORE ALL SURFACES TO A CONDITION EQUAL TO OR BETTER THAN ORIGINAL CONDITION.
3. MINIMUM COVER TO TOP OF WATERMAIN TO BE 2.50m FROM FINISHED GRADE.
4. INSTALL HYDRANTS WITH FLANGE 75-100mm ABOVE FINISHED GRADE.
5. COORDINATE WATER SHUTDOWN WITH PLANT MANAGER MINIMUM 72 HOURS PRIOR TO CONSTRUCTION.
6. ALL VALVES SHALL BE BLACK TOP (CLOCKWISE TO CLOSE)

GENERAL NOTES:

- A. BASELINE MEASURED DOWN CENTERLINE OF WATER
- B. EARTH TECH FIELD BOOK No. 4401
- C. LOCATION OF UNDERGROUND STRUCTURES AS SHOWN ARE BASED ON THE BEST INFORMATION AVAILABLE, BUT NO GUARANTEE IS GIVEN THAT ALL EXISTING UTILITIES ARE SHOWN OR THAT THE GIVEN LOCATIONS ARE EXACT. CONFIRMATION OF EXISTENCE AND EXACT LOCATION OF ALL SERVICES MUST BE OBTAINED FROM THE INDIVIDUAL UTILITIES BEFORE PROCEEDING WITH CONSTRUCTION.

150 mm W.M.	WATERMAIN	150 mm W.M.	HYDRO	M.T.S./F.O.C.	LIGHT STANDARD
○	HYDRANT	+	CONCRETE	—	○B
⊙	VALVE	●	ASPHALT	—	⊗FE
300mm L.D.S.	LAND DRAINAGE SEWER	300mm L.D.S.	PROPERTY LINE	—	—
250mm W.W.S.	WASTEWATER SEWER	250mm W.W.S.	TEST HOLES	—	—
○	MANHOLE	●	ELEVATION	(32.750)	—
□	CATCH BASIN	⊙	TREE	—	—
▽	CURB INLET	⊙	ANODE	—	—
—	JUNCTIONS	—	CONCRETE SIDEWALK	—	—
—	CULVERT	—	FENCE	—	—
—	GAS	—			
---	EXISTING	---	LEGEND - PLAN	PROPOSED	EXISTING
---	LEGEND - PLAN	---	PROPOSED	EXISTING	LEGEND - PLAN
---	PROPOSED	---	EXISTING	LEGEND - PLAN	PROPOSED

**APEGM**  
Certificate of Authorization  
Earth Tech Canada Inc.  
No. 730 Expiry: April 30, 2007

B.M.	13-027 W. side Main St. on the grounds of the North End Treatment Plant, 1ft. on top of conc. pit in front of main bldg., 22.3m E. of line of most Ely. wall & 32.8m S. of most Nly. wall of main bldg. (Tie to 1411) ELEV. = 231.261m
NO.	ISSUED FOR TENDER
NO.	REVISIONS
DATE	06/05/15
BY	FC
DATE	2006/01/16
DATE	2006/05/15

**EarthTech**  
A Tyco International Ltd. Company

DESIGNED BY	GSK	CHECKED BY	KWF
DRAWN BY	FC	APPROVED BY	JEH
SCALE:	HOR: 1:500 VERT: 1:50	RELEASED FOR CONSTRUCTION BY:	K. MARTENS

ENGINEER'S SEAL  
ORIGINAL SIGNED BY  
K.W. FITCHETT  
2006/05/15  
CONSULTANT DRAWING NO.  
C3.02

**THE CITY OF WINNIPEG**  
WATER AND WASTE DEPARTMENT  
ENGINEERING DIVISION

**NEWPCC CENTRATE NUTRIENT TREATMENT NITROGEN REMOVAL FACILITY**

CIVIL  
WATERMAINS - PLAN AND PROFILE  
SHEET 2

CITY FILE NUMBER  
SHEET OF  
CITY DRAWING NUMBER