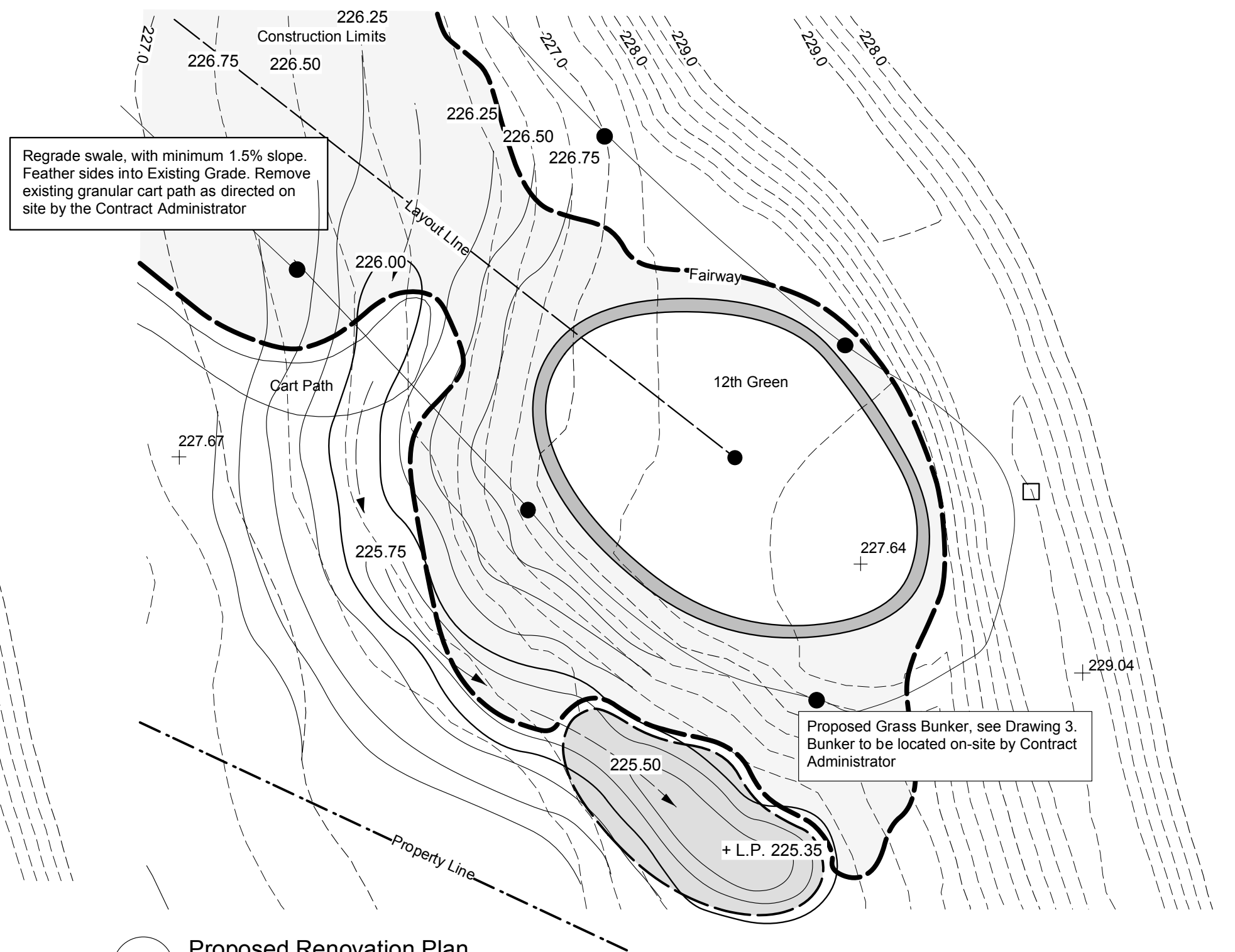
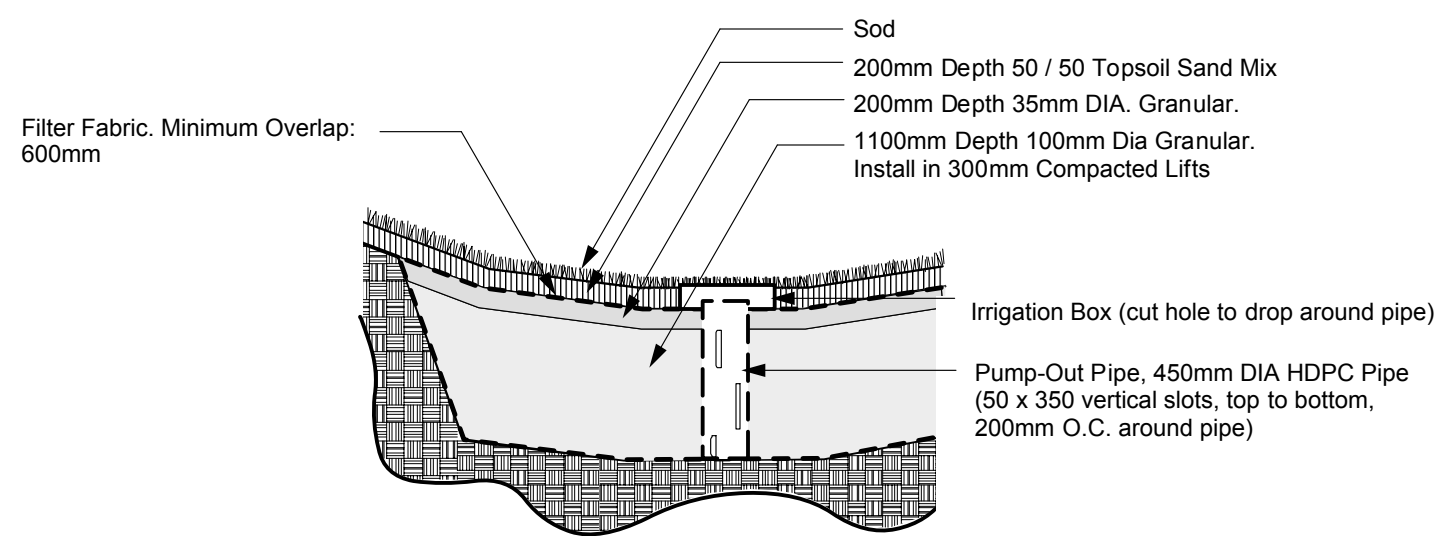


1 Existing Conditions
Scale: 1:300



2 Proposed Renovation Plan
Scale: 1:300



3 Grass Bunker / Sump Section
1:75

LEGEND

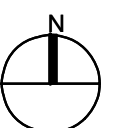
- EXISTING SPOT ELEVATION
- PROPOSED SPOT ELEVATION
- EXISTING CONTOUR (0.5m INTERVAL)
- PROPOSED CONTOUR (0.5m INTERVAL)
- TREE CANOPY
- EXISTING IRRIGATION PIPE - DIA. IN MM.
- EXISTING SPRINKLER, Toro 674-01-72, 634-05-72
- EXISTING SPRINKLER, Toro 634-01-34, 634-06-34
- EXISTING QUICK COUPLING VALVE
- EXISTING BUTTERFLY VALVE
- EXISTING LIMIT OF FAIRWAY
- PROPOSED LIMIT OF FAIRWAY
- 100mm DIA. Flexible Drain Pipe
- ADS - 'Nyoplast' Inline Drain (12")
- PROPOSED DIRECTION OF FLOW (% SLOPE)

THIS DRAWING SHALL NOT BE USED FOR CONSTRUCTION PURPOSES UNLESS SIGNED ACCORDINGLY
THE CONTRACTOR SHALL CHECK ALL DIMENSIONS AND OTHER DATA ON SITE AND REPORT ANY DISCREPANCIES TO THE CONTRACT ADMINISTRATOR.
FIGURED DIMENSIONS TO BE TAKEN IN PREFERENCE TO SCALED DIMENSIONS.

DESIGNED BY: DKM	CHECKED BY:
DRAWN BY: DKM	APPROVED BY:
HOR. SCALE: As Shown	RELEASED FOR CONSTRUCTION
VERT. SCALE:	
DATE: June 22, 2006	CAD FILE:

SCATLIFF + MILLER + MURRAY

landscape architecture urban design golf course architecture
8th floor 44 princess street, winnipeg, mb., r3b 1k2, tel: 204.927.3444 fax: 204.927.3443



DRAWING TITLE	CAD DRAWING NO.
KILDONAN and WINDSOR PARK GOLF COURSE RENOVATIONS - 2006	SHEET 1 OF 1
Kildonan 12th Green Renovation Plan	DRAWING NO.
	K12(G)