










NOTES:

-  Electrical panel PPAA
-  Air make-up unit
-  Exhaust fan
-  Nederman overhead bus exhaust system
-  Exhaust fan at Radiator Shop sink
-  Interior exhaust fan in Tire shop
-  Interior exhaust fan solv tank in Machine Sop
-  Interior exhaust fan in Tire Shop
-  Commercial Water Heater

NOTES:

- .01 Contractor is responsible for site verifications of all dimensions
- .02 Drawings are not to be scaled for estimating purposes
- .03 All locations given are approximate

WINNIPEG TRANSIT DEPARTMENT 421 Osborne Street Winnipeg MB R3L 2A2 Tel: 986-3821 / 479-5430 avecherya@winnipeg.ca		
PROJECT INSPECTION AND REPAIR OF HVAC EQUIPMENT AT WINNIPEG TRANSIT DEPARTMENT		
SHEET TITLE LOCATION OF MUA UNITS AND EXHAUST FANS AT FORT ROUGE GARAGE ON TRACK G		
DRAWN BY	CHECKED BY	APPR. BY
AV	AV	
eFILE 309-2006 DRAWING A-1-RO	PROJECT No 309-2006	
DATE 2006. 06.06	SCALE NTS	
SHEET No		A-1