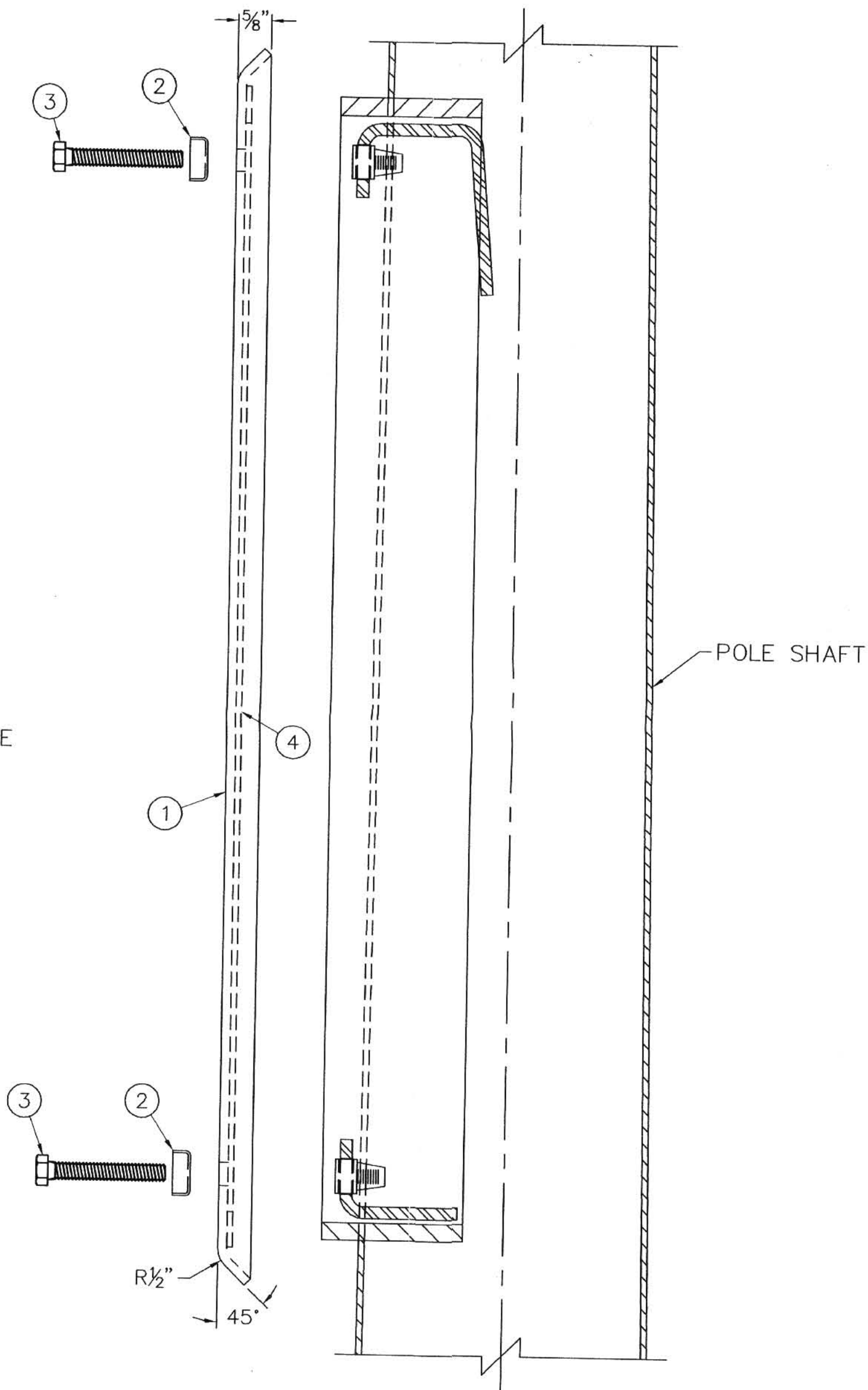


FACE VIEW



SIDE VIEW

TERMINAL STRIP BRACKET NOT SHOWN

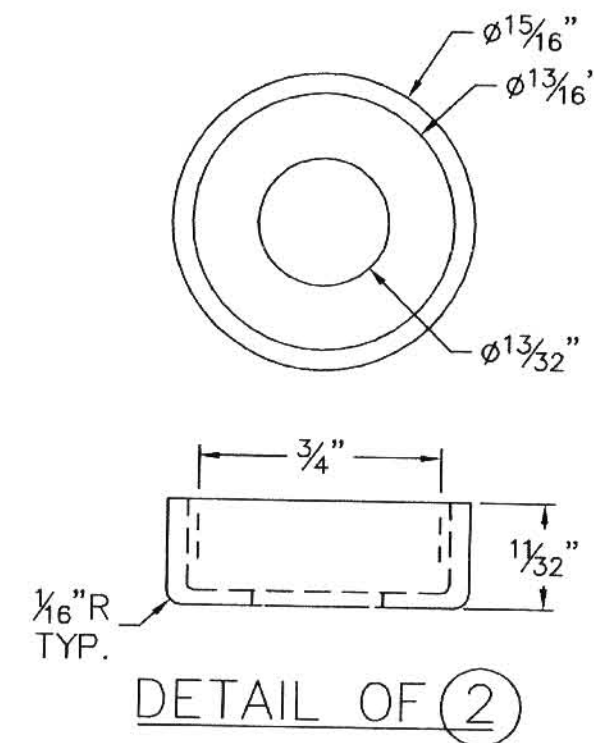
ITEM No.	No. REQ'D	DESCRIPTION	MATERIAL	DWG No.
1	1	ACCESS PANEL COVER 6 3/4" WIDE x 26 3/4" LONG	7 GA. A570 GR.50	
2	2	CUPWASHER SUITABLE FOR 3/8" DIA. BOLTS	16 GA. ALUMINUM	
3	2	HEX BOLT 3/8"-16 UNC FULL THREAD x 2 1/2" LONG	STAINLESS STEEL TYPE 316	
4	1	NEOPRENE CLOSED CELL GASKET 1/4" THICK x 3/4" WIDE	LENGTH TO SUIT	

FINISH:


HOT DIP GALVANIZE TO CSA STANDARD G164-M92 TO NET MINIMUM RETENTION OF 600 g/m²
 ALL AREAS OF DAMAGED GALVANIZING SHALL BE REPAIRED WITH SELF FLUXING LOW TEMPERATURE ZINC BASED ALLOY ROD. USE OF SPRAY ON COATINGS IS NOT ACCEPTABLE.

NOTE:

1. ALL EDGES OF STEEL COVER TO BE GROUND SMOOTH.
2. GASKET MATERIAL TO BE APPLIED AFTER GALVANIZING, ALL THE WAY AROUND ON THE FLAT INSIDE PORTION OF THE COVER. GASKET TO BE FASTENED WITH SILICON SEALANT OR SELF ADHESIVE GASKET STRIP MAY BE USED.
3. PRIOR TO INSTALLING COVER ON POLE, APPLY PETROLEUM JELLY IN EQUAL AMOUNTS AROUND THE ENTIRE SURFACE OF GASKET.
4. 4 3/4" x 24" ACCESS PANEL SHOWN ON DRAWING ST-111.



REV. No.	DATE	REVISIONS	APPROVED
1	APRIL 26, 2004	REDRAWN	


THE CITY OF WINNIPEG
 PUBLIC WORKS DEPARTMENT
 TRANSPORTATION DIVISION

GES ENGINEERING INC.
 CALGARY, AB. PHONE (403) 240-2921 FAX (403) 240-3713

COVER FOR THE 38 CIRCUIT WIRING ACCESS PANEL

DESIGNED AND APPROVED <i>D. Selme</i> DATE GES Engineering Inc July 23, 2004	DRAWN G.G. DATE MARCH 18, 2004	DWG No. ST-164	SCALE NTS	SHEET 1 OF 1	REV. No. 1
--	---	-------------------	--------------	-----------------	---------------