




Rev.	Comments	Jumper or Internal Cable	Conductor #	Cable	Cable Information
		Switch 2			
4	Primary DBPS Branch 1 Pump PLC		01	RJ-45 ———— C-CP-D21-C01	4-Pair #24 AWG - Cat 5E TO CP-D21
4	Standby DBPS Branch 1 Pump PLC		02	RJ-45 ———— C-CP-D21-C02	4-Pair #24 AWG - Cat 5E TO CP-D21
4	Spare		03	—————	
4	Spare		04		
4	Spare		05		
4	Spare		06		
4	Plant Control Network	PP1: 01, 02	07-Sx		
4	Plant Control Network	PP3: 02, 01	08-Sx		
4	Spare		09		
4	Spare		10		
4	Spare		11		
4	Spare		12		
4	Spare		13		
4	Spare		14		
4	Spare		15		
4	Spare		16		
4	Spare		17		
4	Spare		18		
4	Spare		19		

NOTES:  <div style="border: 1px solid black; padding: 5px; text-align: center;">   <b>APEGM</b>            Certificate of Authorization            Earth Tech Canada Inc.            No. 730    Expiry: April 30, 2006.         </div>	B.M. ELEV.				 		ENGINEER'S SEAL		<b>THE CITY OF WINNIPEG</b> <b>WATER AND WASTE DEPARTMENT</b> <b>ENGINEERING DIVISION</b>		
					DESIGNED BY	SWT	CHECKED BY	SWT	ORIGINAL SIGNED BY S.W. TORMEY 2006/03/29		
	4	FOR TENDER (35-2006)	06/03/19	BT	DRAWN BY	SWT	APPROVED BY	AHL			
	3	FOR CONSTRUCTION	06/07/28	BT	SCALE:	<b>NTS</b>	RELEASED FOR CONSTRUCTION BY:	R. SOROKOWSKI	WATER TREATMENT PLANT PLANT UTILITIES MECHANICAL AND ELECTRICAL		CITY FILE NUMBER
	2	GENERAL REVISIONS	06/07/13	BT	DATE		2006/03/29				DATE
	1	742-2005 ADDENDUM 6	06/05/29	SWT			CONSULTANT DRAWING NO.		AUTOMATION / I AND C PLANT COMMUNICATION CABLE TERMINATION DIAGRAMS		CITY DRAWING NUMBER
0	ISSUED FOR TENDER	06/03/29	SWT			WH-A0508		1-0601H-J-A0508-001-04B			
NO. REVISIONS		DATE	BY								

Monday, March 19, 2007