




REV.	CABLE TAG	CABLE SPECIFICATIONS	LENGTH (m)	FROM	TO	DESCRIPTION	REMARKS
9	C-LCP-D12-C01	1-Coaxial RG-11		CP-D21A	LCP-D12	DBPS Branch 1 Pump 2 Comm. Cable	In Contract 35-2006.
9	C-LCP-H10A-C02	24-Strand 50/125/250 um Multi-mode		CP-D21A	LCP-H10A Electrical Room No. 1 Communication Panel	Plant Communication	In Contract 37-2006.
9	C-LCP-L11A-C01	24-Strand 50/125/250 um Multi-mode		CP-D21A	LCP-L11A Dewatering Pump Station Control Panel	Plant Communication	In Contract (De-Watering Pumping Station)
9	C-LCP-L11A-C02	24-Strand 50/125/250 um Multi-mode		CP-D21A	LCP-L11A Dewatering Pump Station Control Panel	Plant Communication	In Contract (De-Watering Pumping Station)
9	C-WTPWSD21 01-C01	4-Pair #24 AWG - Cat 5E		CP-D21A	WTPWSD21 01	Interface to DBPS PLC's	In Contract 37-2006.
9	P-CP-D21A	4-C #14 AWG		CP-D21	CP-D21A	UPS & non-UPS Panel Power	In Contract 35-2006.

NOTES:  <p>Certificate of Authorization Earth Tech Canada Inc. No. 730 Expiry: April 30, 2006.</p>	B.M. ELEV.			 		ENGINEER'S SEAL		THE CITY OF WINNIPEG WATER AND WASTE DEPARTMENT ENGINEERING DIVISION			
	7	FOR CONSTRUCTION	06/12/01			BT	ORIGINAL SIGNED BY S.W. TORMEY 2006/03/29			WATER TREATMENT PLANT PLANT UTILITIES MECHANICAL AND ELECTRICAL	
	6	498-2006 ADDENDUM 6	06/10/13	BT	DESIGNED BY: SWT CHECKED BY: SWT					SHEET 11 OF 11	
	5	498-2006 ADDENDUM 2	06/09/22	BT	DRAWN BY: SWT APPROVED BY: AHL		AUTOMATION / I AND C PLANT COMMUNICATION CABLES CABLE LIST		CITY DRAWING NUMBER		
	4	FOR CONSTRUCTION	06/07/28	BT	SCALE: NTS RELEASED FOR CONSTRUCTION BY: R. SOROKOWSKI		CONSULTANT DRAWING NO. WH-A0711		1-0601H-K-A0711-001-09B		
	3	GENERAL REVISIONS	06/07/13	BT							
	2	742-2005 ADDENDUM 13	06/06/30	BT							
	9	FOR TENDER (35-2006)	07/03/19	BT							
	8	ISSUED FOR TENDER	07/01/22	BT							
	NO.	REVISIONS	DATE	BY	DATE	2006/03/29	DATE	2006/03/29			

Monday, March 19, 2007