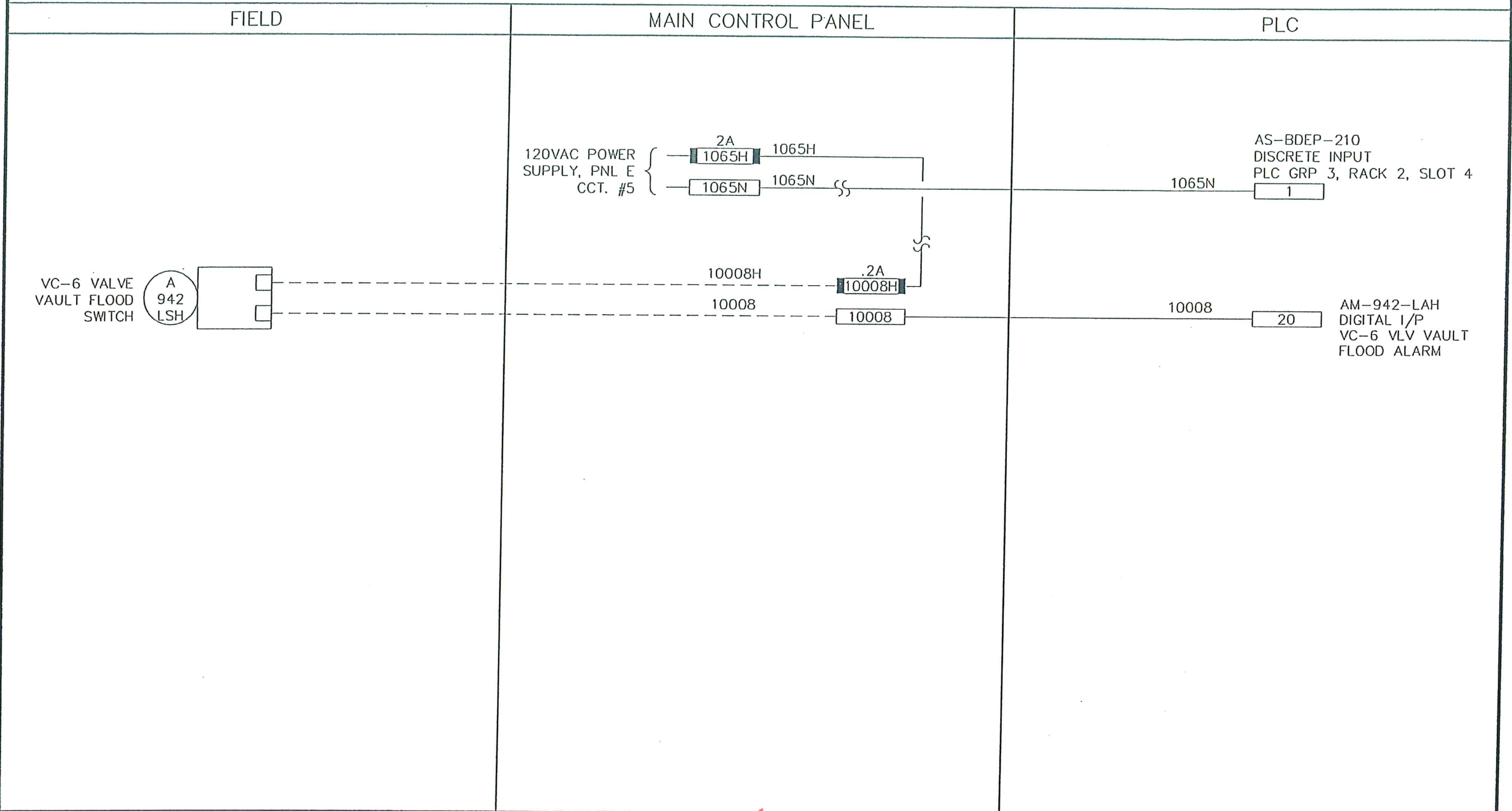




# INSTRUMENT LOOP DIAGRAM

LOOP NO. A-942-LSH



**NOTE:**  
1. CONTACTS OPERATE IN FAILSAFE MODE.

 Kenonic Controls Ltd. <small>Calgary, Alberta</small>	JOB NO. 3153
	FILENAME D2853
95.06.30 1 AS-BUILT	PL
94.09.14 0 ISSUED FOR CONST.	PL
94.08.22 A ISSUED FOR APPROVAL	PL
DATE	REVISION APP.

 <b>THE CITY OF WINNIPEG</b> REGIONAL WATER SUPPLY SYSTEM INSTRUMENTATION CONTROL AND DATA ACQUISITION
DEACON BOOSTER PUMPING STATION – MCP VC-6 VALVE VAULT FLOOD SWITCH

SCALE _____
DATE 94.08.22
DES <u>PL</u> <u>DWN</u> <u>LFB</u>
CKD <u>DN</u> <u>APP</u> <u>LK</u>
DRAWING NO. D-2853