Dean Spearman
Landscape Architect
Winnipeg, Manitoba

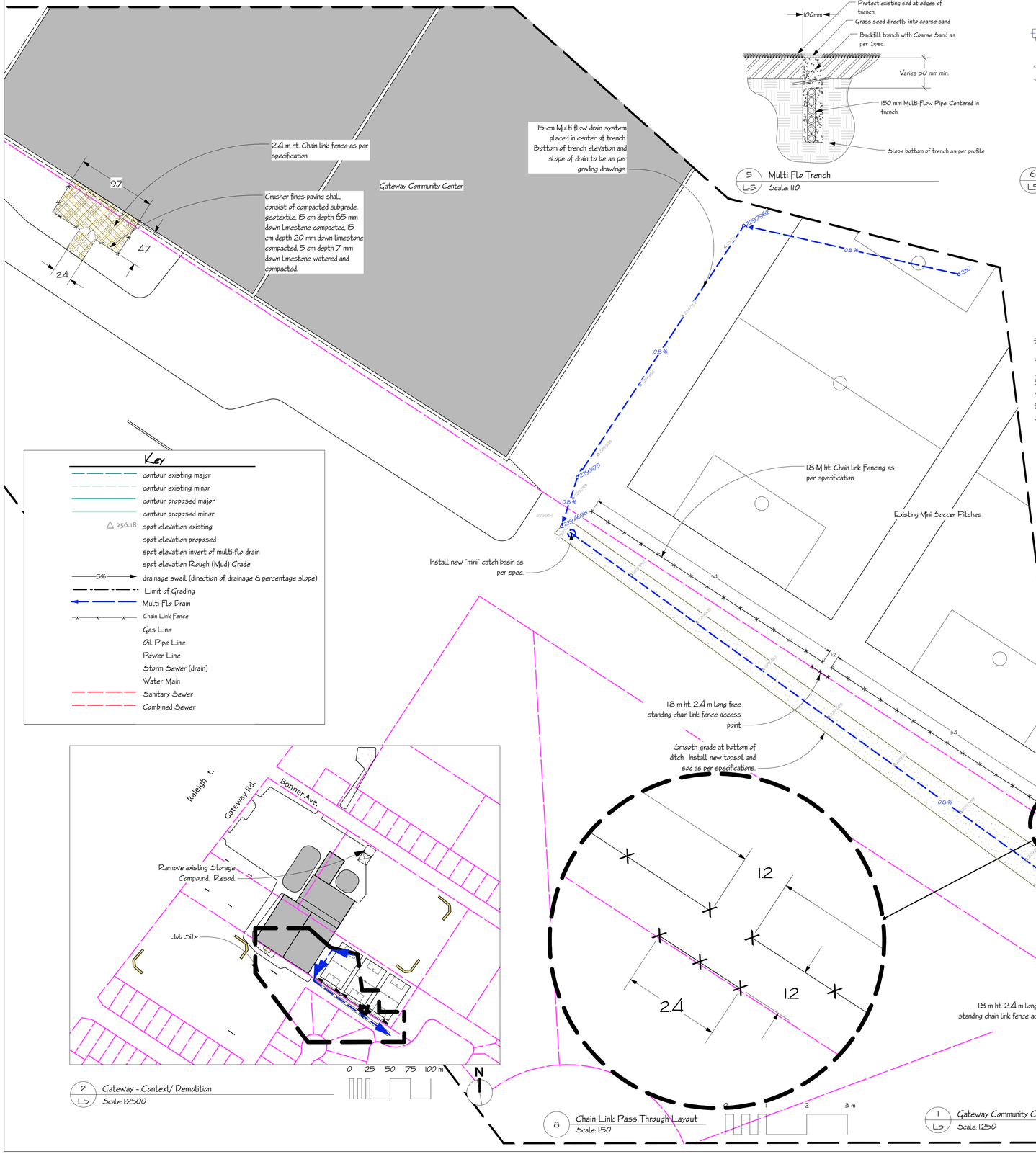

2 / L5 Gateway - Context/ Demolition
Scale: 1:2500

5 / L5 Multi Flo Trench
Scale: 1:10

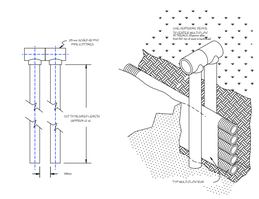

6 / L5 Multi Flo Centering

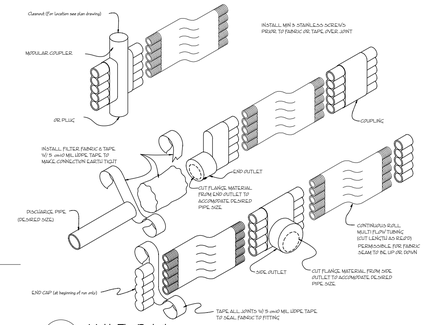

7 / L5 Mult-Flo Details

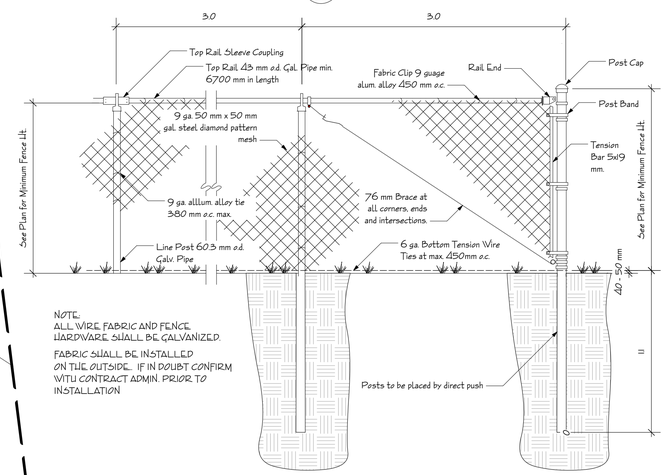

4 / L5 1.2 m ht. Chain Link Fence
Scale: 1:20

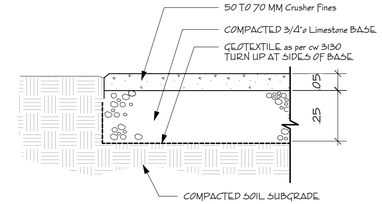

3 / L5 Crusher Fines Paving
Scale: 1:10

8 Chain Link Pass Through Layout
Scale: 1:50

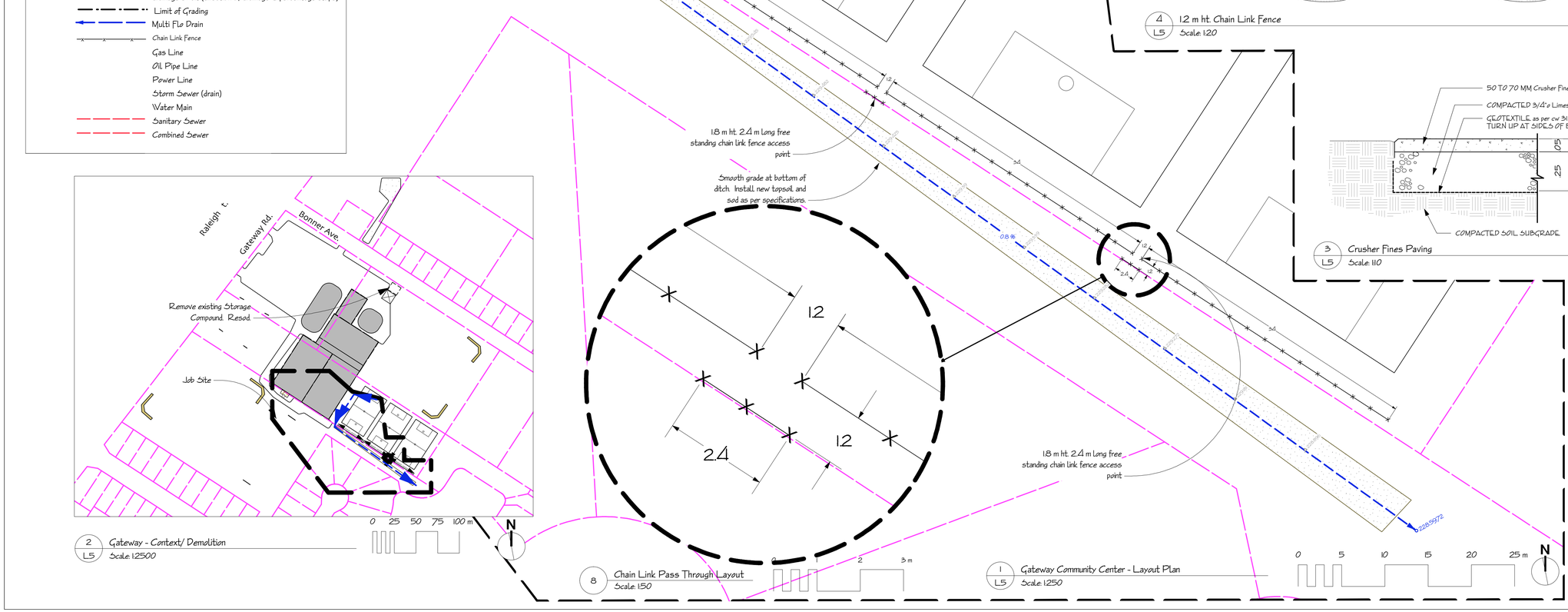

1 / L5 Gateway Community Center - Layout Plan
Scale: 1:250

General Notes

1. All dimensions are in meters unless otherwise noted
2. All elevations are Geodetic and in Meters
3. All existing trees, sidewalks, curbs, catch basins, culverts, survey markers, to remain are to be protected during construction. Any damage to them is to be made good by the Contractor. Maintain positive drainage into all catch basins and curb inlets.
4. All work is to be warranted for a period of not less than 1 year.
5. Contractor is to limit operations to the area within the area of work shown on the drawing. Should areas outside of this limit be damaged during the course of construction, Contractor is to make good the damage at his own expense
6. Contractor is to obtain location of all utilities prior to construction. If using power equipment to excavate contractor must notify Hydro and Gas and telephone utilities and take steps to avoid damaging their installations.
7. Contractor is to protect any existing trees/shrubs not scheduled for demolition/removal.
8. Contractor to confirm all dimensions and report any discrepancies to Contract Administrator prior to construction.
9. Layout is to be approved by Contract Administrator prior to any construction or demolition/removals.
10. Irrigation will not be accepted until final inspection when it must be in operation.
11. Inspections by Contract Administrator are required after trench layout, after installation of pipe and prior to backfilling, and upon completion of installation and after adjustments.
12. Contract Administrator is to receive at least 48 hours notice prior to an inspection being required.
13. This drawing is schematic only and is intended only to be indicative of the scope of work. All components are to be located on site and those locations approved by Contract Administrator prior to installation.

1. This drawing shall not be used for construction unless signed and sealed by Landscape Architect.
2. Variations and modifications to the work shown will not be allowed without prior written consent of Landscape Architect.
3. Drawing and Specifications, as instruments of service, are the property of the Landscape Architect. The copyright is reserved in the name of the Landscape Architect. No reproduction may be made without the prior written consent of the Landscape Architect
4. Contractors/bidders are hereby granted a limited licence to reproduce these drawings for the purposes of bidding. Such reproductions are not to be used for construction.

No.	Date	Issue Notes
0	07/05/06	For Bid Opportunity

the manitoba association of landscape architects
DEAN J. SPEARMAN
Member No. 86
June 01 2006

Consultant

Project Title
Gateway Community Center

Drawing Title
Gateway CC Improvements

Drawing No.
L-5
of 5