




REV.	CABLE TAG	CABLE SPECIFICATIONS	LENGTH (m)	FROM	TO	DESCRIPTION	REMARKS
0	C-CP-C11-C01	4-Pair #24 AWG - Cat 5E		CP-C11A Polymer Communication Panel	CP-C11 PLC Cabinet Chemical Area 1st	Primary Polymer PLC Plant Control Network Cable	
0	C-CP-C11-C02	4-Pair #24 AWG - Cat 5E		CP-C11A Polymer Communication Panel	CP-C11 PLC Cabinet Chemical Area 1st	Standby Polymer PLC Plant Control Network Cable	
0	C-CP-D01-C02	4-Pair #24 AWG - Cat 5E		CP-D01A DBPS Communication Panel	CP-D01 DBPS Control Panel	Standby DBPS Br. 1 Pumps PLC Plant Control Network Cable	Not in Contract 742-2005.
0	C-CP-H30-C01	4-Pair #24 AWG - Cat 5E		CP-H30A Plant Master PLC Communication Panel	CP-H30 Main Plant PLC Electrical 3rd	Primary Plant Master PLC Plant Control Network Cable	
0	C-CP-H30-C02	4-Pair #24 AWG - Cat 5E		CP-H30A Plant Master PLC Communication Panel	CP-H30 Main Plant PLC Electrical 3rd	Standby Plant Master PLC Plant Control Network Cable	
0	C-CP-H30-C03	1-Coaxial RG-6		CP-H30A Plant Master PLC Communication Panel	CP-H30 Main Plant PLC Electrical 3rd	Plant Master Remote I/O	
0	C-CP-J11-C01	4-Pair #24 AWG - Cat 5E		CP-J11A Sodium Hypochlorite Communication Panel	CP-J11	Primary Sodium Hypochlorite PLC Plant Control Network Cable	Not in Contract 742-2005.
0	C-CP-J11-C02	4-Pair #24 AWG - Cat 5E		CP-J11A Sodium Hypochlorite Communication Panel	CP-J11	Standby Sodium Hypochlorite PLC Plant Control Network Cable	Not in Contract 742-2005.
0	C-CP-O11-C01	4-Pair #24 AWG - Cat 5E		CP-O11A Liquid Oxygen Communication Panel	CP-O11 PLC Cabinet LOX Area 1st	Primary Liquid Oxygen PLC Plant Control Network Cable	Not in Contract 742-2005.
0	C-CP-O11-C02	4-Pair #24 AWG - Cat 5E		CP-O11A Liquid Oxygen Communication Panel	CP-O11 PLC Cabinet LOX Area 1st	Standby Liquid Oxygen PLC Plant Control Network Cable	Not in Contract 742-2005.
0	C-CP-O30-C01	4-Pair #24 AWG - Cat 5E		CP-O30A Ozone Communication Panel	CP-O30 Ozone Control PLC Panel Supply	Primary Ozone Master PLC Plant Control Network Cable	
0	C-CP-O30-C02	4-Pair #24 AWG - Cat 5E		CP-O30A Ozone Communication Panel	CP-O30 Ozone Control PLC Panel Supply	Standby Ozone Master PLC Plant Control Network Cable	
0	C-CP-O31-C01	4-Pair #24 AWG - Cat 5E		CP-O30A Ozone Communication Panel	CP-O31	Ozone Generator 1 PLC Plant Control Network Cable	
0	C-CP-O32-C01	4-Pair #24 AWG - Cat 5E		CP-O30A Ozone Communication Panel	CP-O32	Ozone Generator 2 PLC Plant Control Network Cable	
0	C-CP-O33-C01	4-Pair #24 AWG - Cat 5E		CP-O30A Ozone Communication Panel	CP-O33	Ozone Generator 3 PLC Plant Control Network Cable	
0	C-CP-P31-C01	4-Pair #24 AWG - Cat 5E		CP-P31A DAF Communication Panel	CP-P31 DAF Basins 1-4 Control Panel	DAF Control	
0	C-CP-P32-C01	4-Pair #24 AWG - Cat 5E		CP-P31A DAF Communication Panel	CP-P32 DAF Basins 5-8 Control Panel	DAF Control	

NOTES: 	B.M. ELEV.			 		ENGINEER'S SEAL ORIGINAL SIGNED BY S.W. TORMEY 2006/03/29		THE CITY OF WINNIPEG WATER AND WASTE DEPARTMENT ENGINEERING DIVISION WATER TREATMENT PLANT PLANT UTILITIES MECHANICAL AND ELECTRICAL AUTOMATION / I AND C PLANT COMMUNICATION CABLES CABLE LIST			
	5	498-2006 ADDENDUM 2	06/09/22	BT	DESIGNED BY	SWT	CHECKED BY			SWT	CITY FILE NUMBER
	4	FOR CONSTRUCTION	06/07/28	BT	DRAWN BY	SWT	APPROVED BY			AHL	SHEET 1 OF 10
	3	GENERAL REVISIONS	06/07/13	BT	SCALE:	NTS	RELEASED FOR CONSTRUCTION BY:			R. SOROKOWSKI	CITY DRAWING NUMBER
	2	742-2005 ADDENDUM 13	06/06/30	BT	DATE	2006/03/29	DATE			2006/03/29	1-0601H-K-A0701-001-05B