

FIG. 1 DIRTY SERVICE DIAPHRAGM SEAL

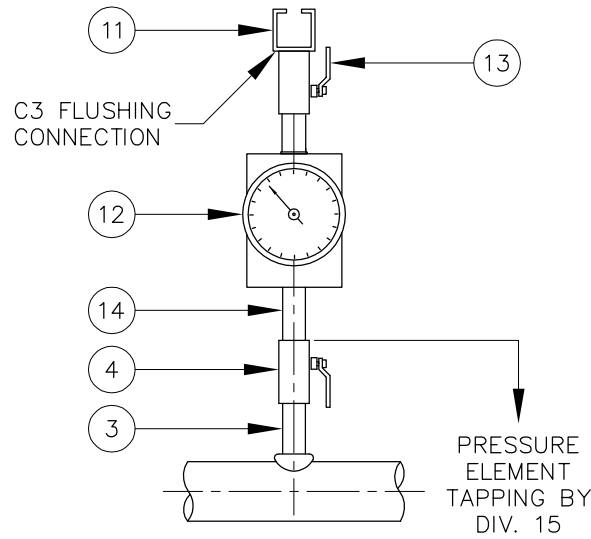


FIG. 2 DIRTY SERVICE IN-LINE SENSOR

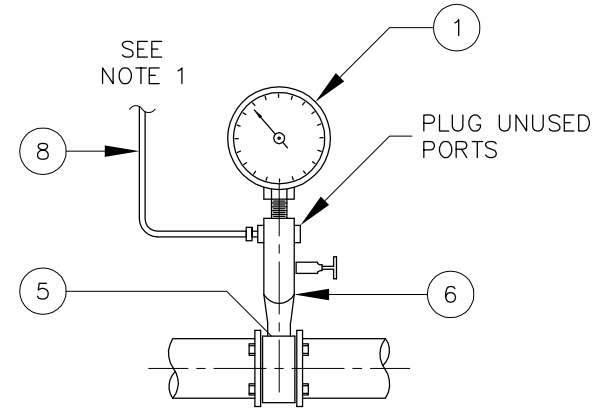


FIG. 3 DIRTY SERVICE IN-LINE SENSOR

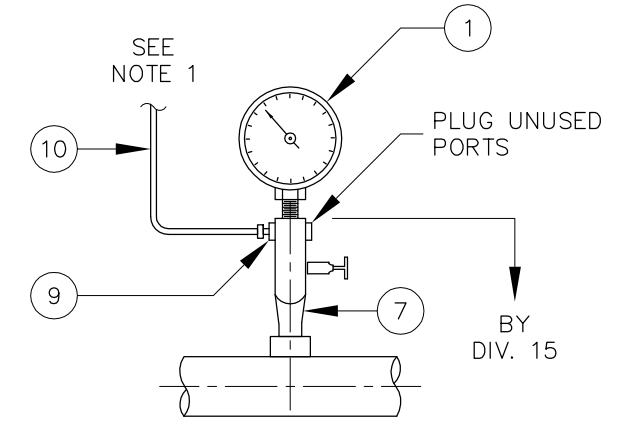


FIG. 4 CLEAN SERVICE

NOTES:

- 1) FOR REMOTE MOUNTING OF PRESSURE SWITCHES OR OTHER GAUGES (FIG. 4 ONLY) WHEN REQUIRED BY APPLICATION, REFER TO DRAWING NO. WB-A0405.
- 2) INSTALL A PRESSURE SNUBBER ON EVERY INSTALLATION THAT IS ON THE DISCHARGE OF A PUMP AND ANYWHERE THAT RAPID PRESSURE FLUCTUATIONS MAY OCCUR
- 3) SUPPLIED AND INSTALLED BY DIVISION 15. PROVIDE A BUSHING OR REDUCER TO MEET SIZE REQUIREMENTS.

ITEM	DESCRIPTION
1	PRESSURE GAUGE, 12mm (NPT), BY SECTION 17212
2	DIAPHRAGM SEAL, ASHCROFT TYPE 101, C/W FLUSHING AND FILL CONN.
3	LONG NIPPLE, 50 mm LONG, SEE NOTE 3
4	BALL VALVE – BV02, 20mm DIA, REFER TO DIVISION 15, SEE NOTE 3
5	THRU IN-LINE PRESSURE SENSOR, 12mm (NPT) CONN., BY SECTION 17701
6	MULTI-PORT GAUGE VALVE, STRAIGHT THROUGH TYPE, 12mm x 12mm (NPT), SEE NOTE 3
7	MULTI-PORT GAUGE VALVE, STRAIGHT THROUGH TYPE, 12mm x 20mm (NPT), SEE NOTE 3
8	CAPILLARY TUBING, C/W 316SST ARMoured SHEATH
9	MALE CONNECTOR, 12mm x 10mm (NPT)
10	TUBING, 10mm DIA, 316SST
11	QUICK DISCONNECT, 25mm, REFER TO DIVISION 15
12	IN-LINE PRESSURE SENSOR, RED VALVE TYPE 42S, C/W SENSING LIQUID & GAUGE
13	BALL VALVE – BV01, 25mm DIA, REFER TO DIVISION 15
14	LONG NIPPLE, 50mm LONG

APEGM
 Certificate of Authorization
 Earth Tech Canada Inc.
 No. 730 Expiry: April 30, 2007

B.M. ELEV.	
DESIGNED BY	NT
CHECKED BY	SWT
DRAWN BY	GLG
APPROVED BY	AHL
SCALE:	NTS
RELEASED FOR CONSTRUCTION BY:	R. SOROKOWSKI
DATE	2006/01/03
DATE	2006/03/29

CH2M HILL
 EarthTech
 Frederickson Cooper
 ARCHITECTS

ENGINEER'S SEAL
 ORIGINAL SIGNED BY
 S.W. TORMEY
 2006/03/29
 CONSULTANT DRAWING NO.
 WB-A0404

THE CITY OF WINNIPEG
 WATER AND WASTE DEPARTMENT
 ENGINEERING DIVISION

WATER TREATMENT PLANT
 MAIN BUILDING
 MECHANICAL AND ELECTRICAL

AUTOMATION / I&C
 PRESSURE GAUGE
 INSTALLATION DETAILS

CITY FILE NUMBER
 SHEET OF
 CITY DRAWING NUMBER
 1-0601B-D-A0404-001-03B