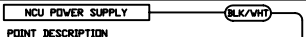
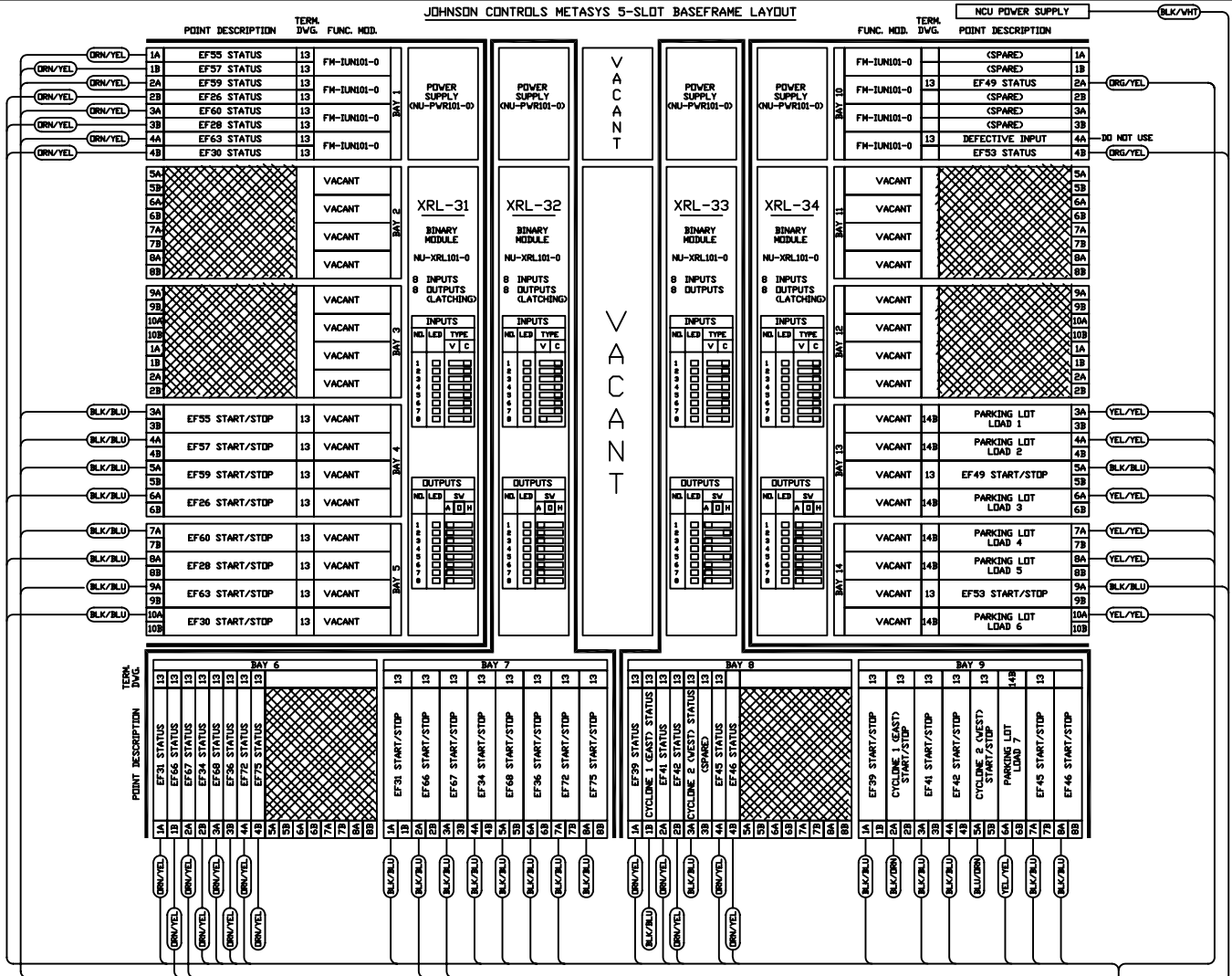


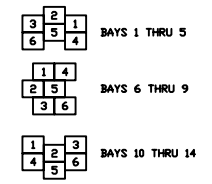
JOHNSON CONTROLS METASYS 5-SLOT BASEFRAME LAYOUT



- EN-BSF501-0 5 SLOT BASE FRAME
- EN-ENC501-0 5 SLOT ENCLOSURE / SHORT
- EN-CV501-0 5 SLOT COVER / SHORT / CLEAR
- EN-CV501-0 5 SLOT COVER / SHORT / SOLID
- EN-ENC502-0 5 SLOT ENCLOSURE / LONG
- EN-CV502-0 5 SLOT COVER / LONG / CLEAR
- EN-CV502-0 5 SLOT COVER / LONG / SOLID

SHADED AREA(S) INDICATES TERMINALS WHICH ARE NOT USED WITH THE ILLUSTRATED CONTROL MODULE ARRANGEMENT

METASYS BASEFRAME TERMINAL NUMBERING



- INDICATES 1 PAIR NOT SHIELDED
- INDICATES 1 PAIR SHIELDED
- INDICATES 2 PAIR SHIELDED

**B**  
TO LARGE TERMINATION CABINET (1501-13C)

**F**  
TO SMALL TERMINATION CABINET (1501-13D)