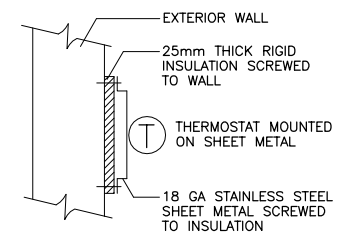
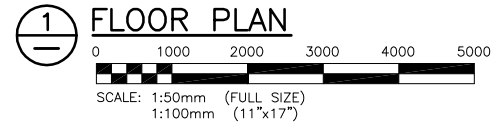
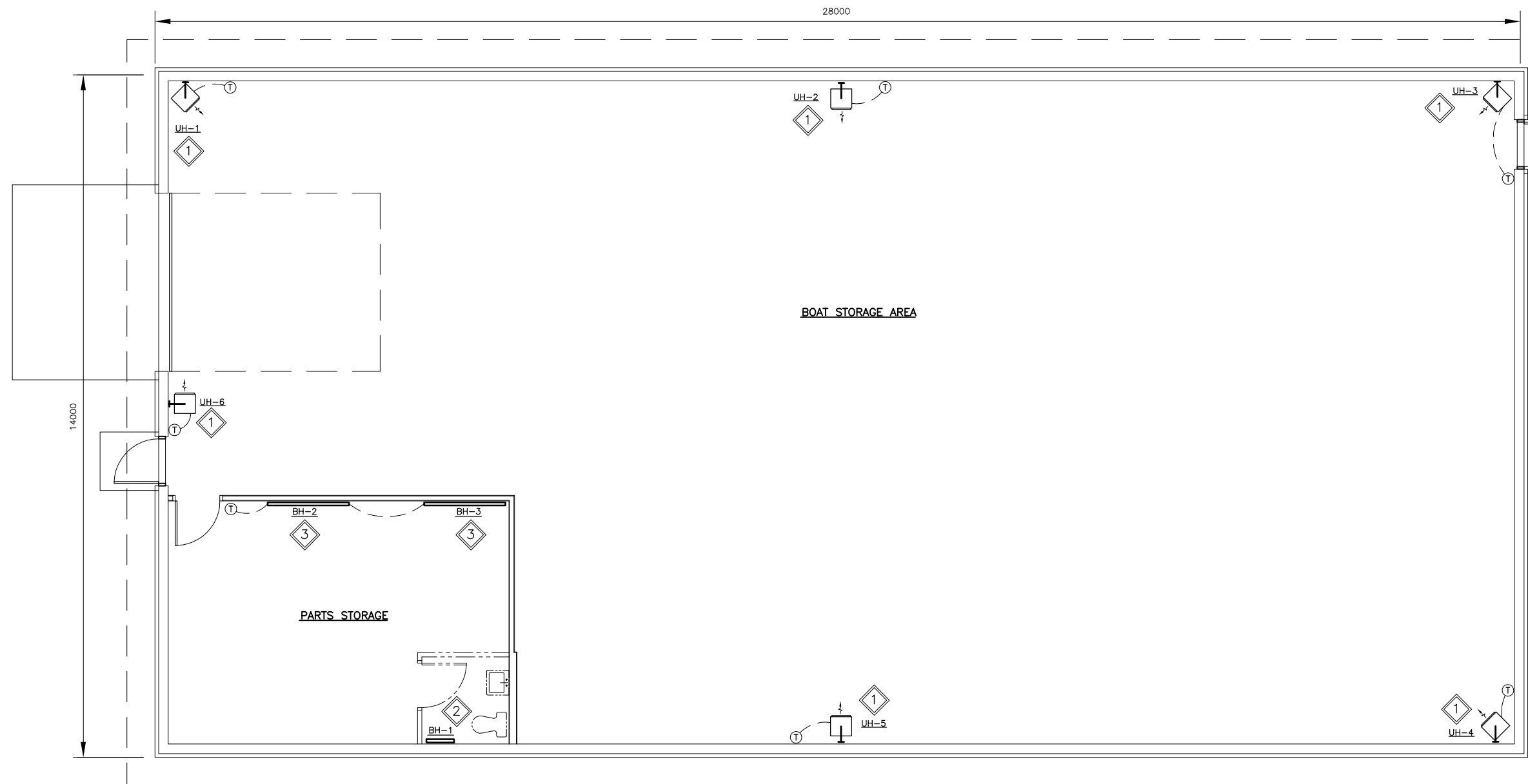


- GENERAL NOTES:**
1. CONFORM TO NATIONAL BUILDING CODE OF CANADA AND ALL OTHER APPLICABLE CODES.
 2. EQUIPMENT LOCATIONS SHOWN ARE APPROXIMATE. CONFIRM ACTUAL LOCATIONS IN FIELD.

- KEY NOTES:**
1. INSTALL NEW ELECTRIC UNIT HEATERS AS SHOWN. PROVIDE CONTROL WIRING BETWEEN THERMOSTAT AND UNIT HEATER. WIRING TO RUN IN CONDUIT.
 2. INSTALL NEW BASEBOARD HEATER BH-1 AS SHOWN.
 3. INSTALL NEW BASEBOARD HEATERS BH-2 AND BH-3 AS SHOWN. PROVIDE SPACE MOUNTED THERMOSTAT AND CONTROL WIRING BETWEEN BASEBOARD HEATERS AND THERMOSTAT.


- LEGEND:**
- ELECTRICAL/CONTROL WIRING
 - Ⓧ THERMOSTAT



2 THERMOSTAT - EXTERIOR WALL MOUNTING DETAIL
SCALE: N.T.S.

UNIT HEATER SCHEDULE				
TAG	DESCRIPTION	CAPACITY (kW)	VOLTAGE	MAKE/MODEL
UH-1	ELECTRIC UNIT HEATER	10	208/3/60	"CALORITECH"/GE102 C/W ET5-S REMOTE THERMOSTAT AND WALL MOUNTING BRACKET
UH-2	ELECTRIC UNIT HEATER	7.5	208/3/60	"CALORITECH"/GE072 C/W ET5-S REMOTE THERMOSTAT AND WALL MOUNTING BRACKET
UH-3	ELECTRIC UNIT HEATER	10	208/3/60	"CALORITECH"/GE102 C/W ET5-S REMOTE THERMOSTAT AND WALL MOUNTING BRACKET
UH-4	ELECTRIC UNIT HEATER	10	208/3/60	"CALORITECH"/GE102 C/W ET5-S REMOTE THERMOSTAT AND WALL MOUNTING BRACKET
UH-5	ELECTRIC UNIT HEATER	7.5	208/3/60	"CALORITECH"/GE072 C/W ET5-S REMOTE THERMOSTAT AND WALL MOUNTING BRACKET
UH-6	ELECTRIC UNIT HEATER	5	208/3/60	"CALORITECH"/GE052 C/W ET5-S REMOTE THERMOSTAT AND WALL MOUNTING BRACKET

ELECTRIC BASEBOARD HEATER SCHEDULE				
TAG	DESCRIPTION	CAPACITY (kW)	VOLTAGE	MAKE/MODEL
BH-1	BASEBOARD HEATER	0.3	120/1/60	"OUELLET"/OFM 0302 C/W BUILT IN THERMOSTAT
BH-2	BASEBOARD HEATER	1.5	120/1/60	"OUELLET"/OFM 1502 C/W CONTACTS FOR REMOTE THERMOSTAT
BH-3	BASEBOARD HEATER	1.5	120/1/60	"OUELLET"/OFM 1502 C/W CONTACTS FOR REMOTE THERMOSTAT



B.M. ELEV.	NO.	REVISIONS	DATE	BY
	0	ISSUED FOR TENDER	NOV.16/06	PSS

KGS GROUP		CONSULTING ENGINEERS & PROJECT MANAGERS	
WINNIPEG (204) 896-1209		THUNDER BAY (807) 345-2233	
DESIGNED BY PSS	CHECKED BY RBB	DRAWN BY VJH	APPROVED BY
HOR. SCALE	RELEASED FOR CONSTRUCTION	VERTICAL	AS NOTED
NOV. 2006			



CONSULTANT DRAWING NO. 06-0107-17M3

THE CITY OF WINNIPEG
PLANNING PROPERTY AND DEVELOPMENT
Winnipeg SERVICES DEPARTMENT

RIVER PATROL BOAT STORAGE BUILDING
HEATING SYSTEM OPTION 2
UNIT HEATERS

SHEET 3 OF 8
CAD FILE DRAWING NUMBER 06-107-17M003.dwg
PROJECT NUMBER 2005-081

KGS FILE NO.: P:\PROJECTS\2006\06-0107-17\MECH\DWGS\06-0107-17M003.dwg
PLOT SCALE: 1:1