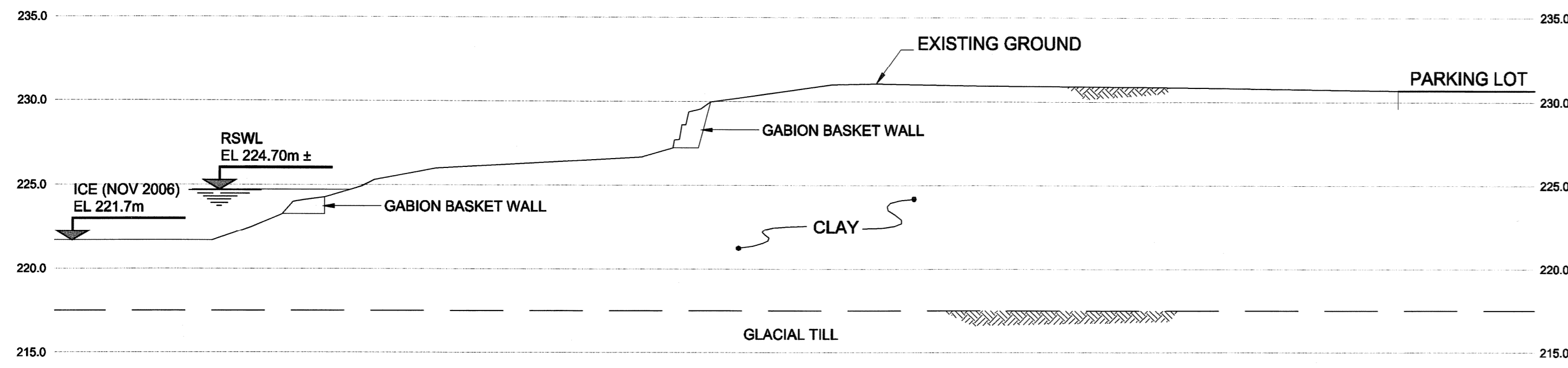


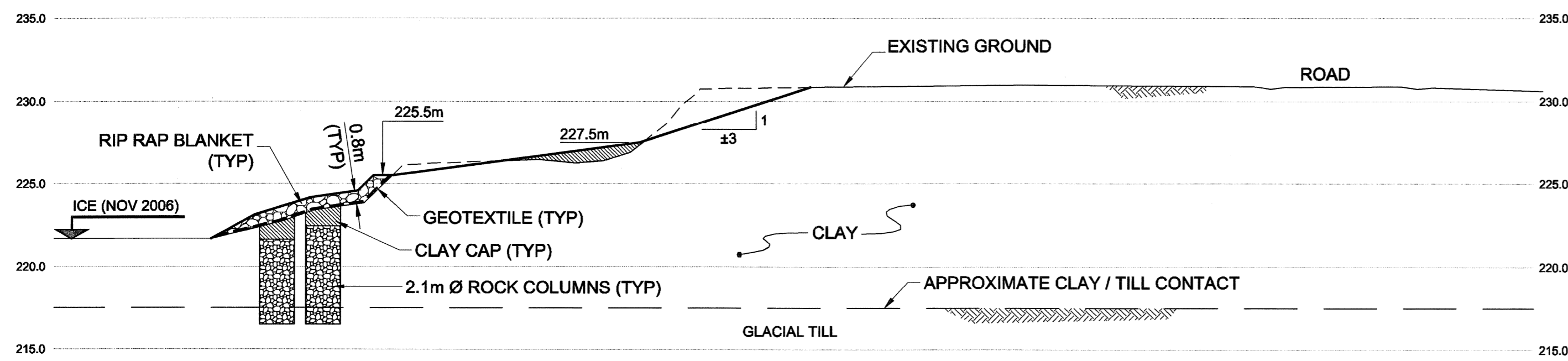
D SIZE 22" x 34" (559mm x 864mm)

PLOT: 06/12/19 11:09:06 AM

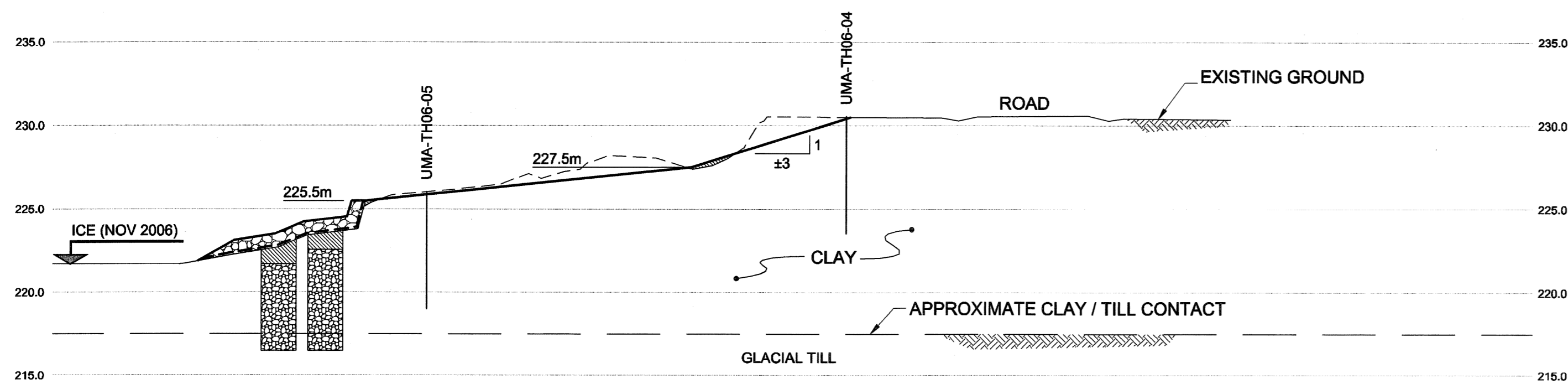
UMA FILE NAME: 0265-390-00\_02-B-3004\_RX.dwg Saved By: jrbberg



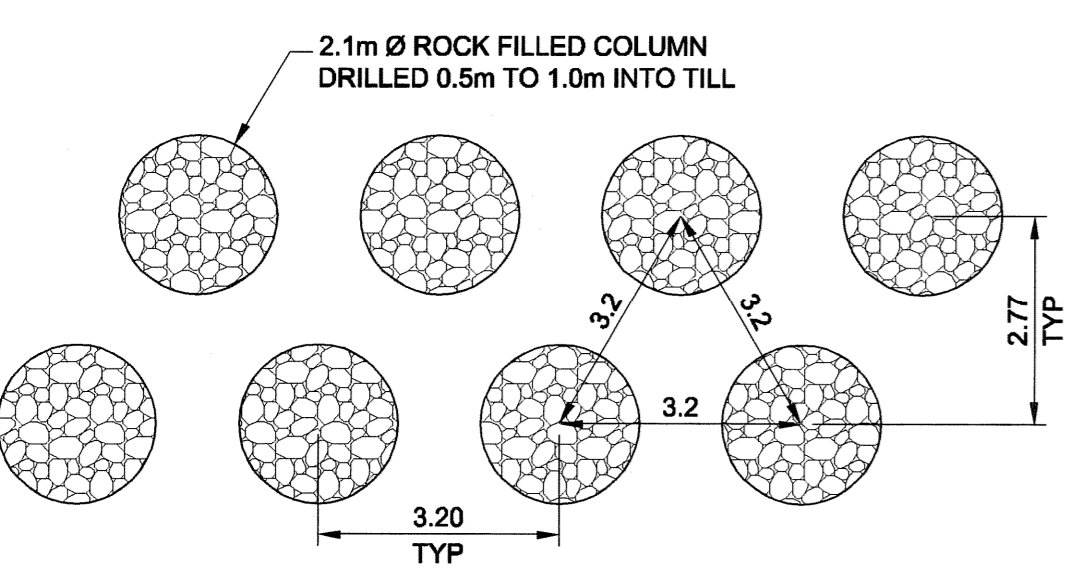
**SECTION A-A**  
S.15-BC-2  
SCALE 1:250



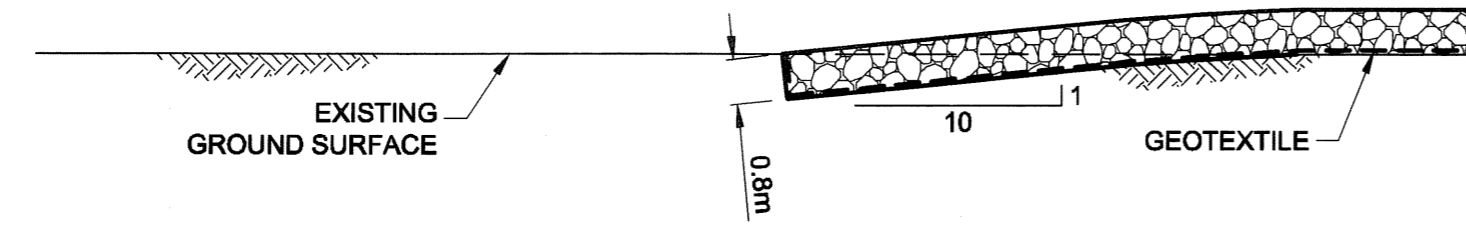
**SECTION B-B**  
S.15-BC-2  
SCALE 1:250



**SECTION C-C**  
S.15-BC-2  
SCALE 1:250



**DETAIL 1**  
S.15-BC-2  
SCALE 1:100



**DETAIL 2**  
S.15-BC-2  
SCALE 1:100

**LOCATION APPROVED UNDERGROUND STRUCTURES**

SUPR. U/G STRUCTURES DATE COMMITTEE

**NOTE:** LOCATION OF UNDERGROUND STRUCTURES AS SHOWN ARE BASED ON THE BEST INFORMATION AVAILABLE. BUT NO GUARANTEE IS GIVEN THAT ALL EXISTING UTILITIES ARE SHOWN OR THAT THE GIVEN LOCATIONS ARE EXACT. CONFIRMATION OF EXISTENCE AND EXACT LOCATION OF ALL SERVICES MUST BE OBTAINED FROM THE INDIVIDUAL UTILITIES BEFORE PROCEEDING WITH CONSTRUCTION.

NO.	REVISIONS	YYMMDD	BY
0	ISSUED FOR CONSTRUCTION	06/12/19	LJV

DESIGNED BY		CHECKED BY	
NJF		[Signature]	
DRAWN BY		APPROVED BY	
LJV		[Signature]	
HOR. SCALE		RELEASED FOR CONSTRUCTION	
1:250		[Signature]	
VERT. SCALE		DATE	
1:250		06/12/19	

**APEGM**  
Certificate of Authorization  
UMA Engineering Ltd.  
No. 256 Expiry: April 30, 2007

PROFESSIONAL'S SEAL  
PROVINCE OF MANITOBA  
**Ferreira**  
Member  
22892  
2006/11/19  
REGISTERED PROFESSIONAL ENGINEER

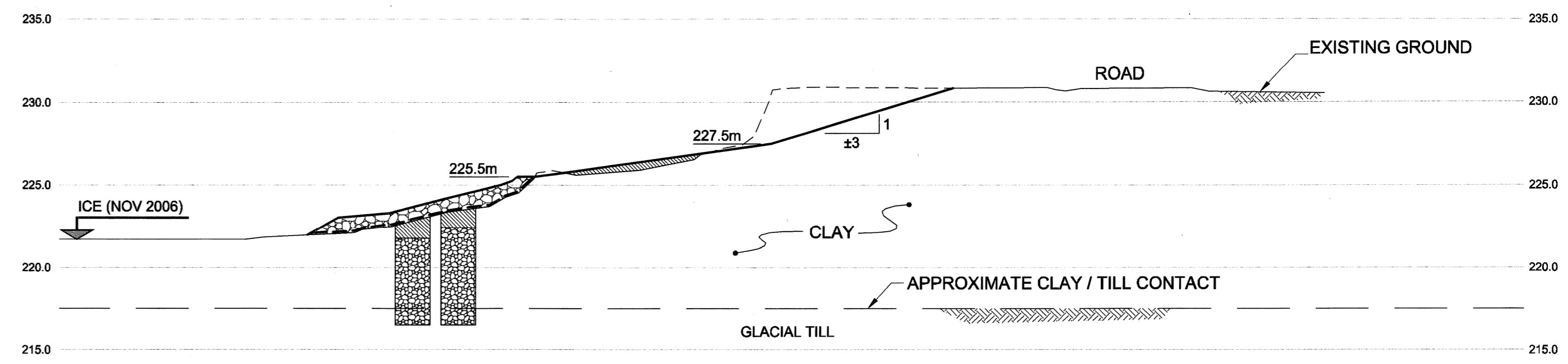
**THE CITY OF WINNIPEG**  
PUBLIC WORKS DEPARTMENT

**St. Vital Park**  
Riverbank Stabilization Works

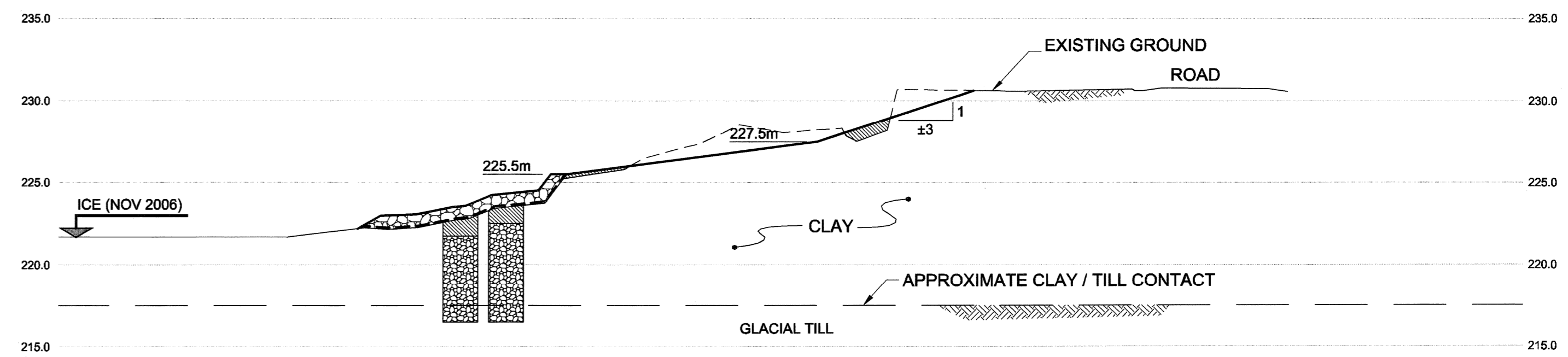
WORK AREA A - CROSS-SECTIONS

SHEET 4 OF 6  
CITY DRAWING NUMBER REV  
**S.15-BC-4** 0

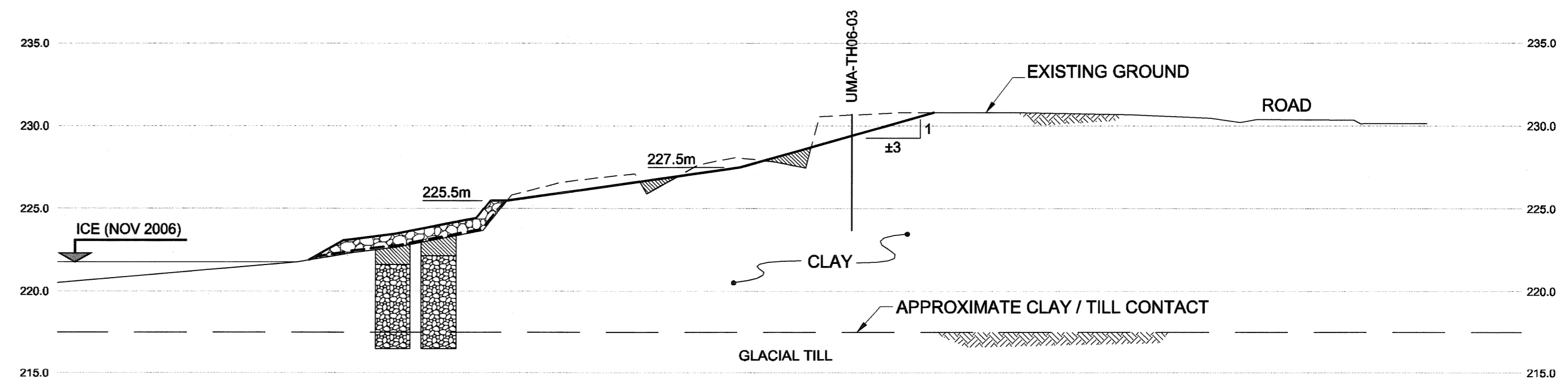
BID OPPORTUNITY 779-2006



**SECTION D-D**  
S.15-BC-2  
SCALE 1:250



**SECTION E-E**  
S.15-BC-2  
SCALE 1:250



**SECTION F-F**  
S.15-BC-2  
SCALE 1:250