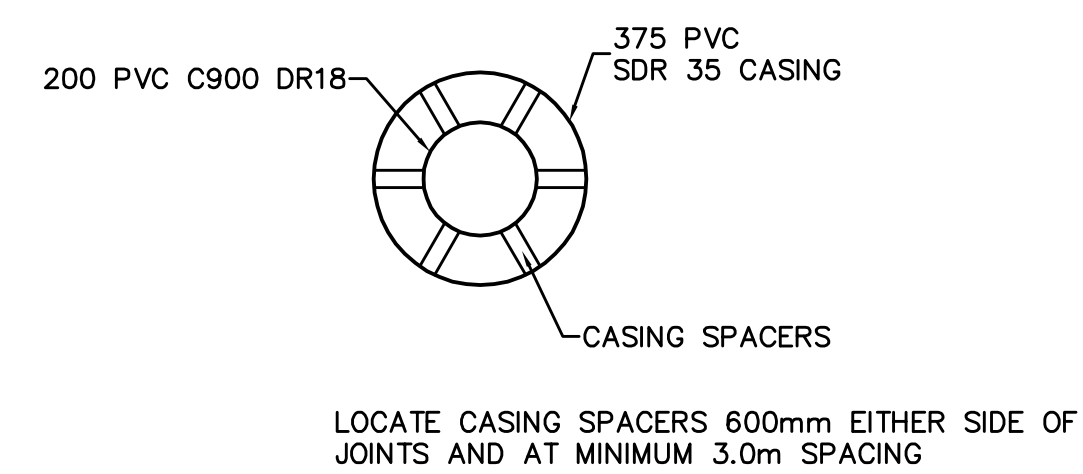
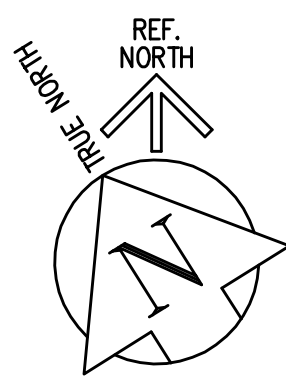


DESCRIPTION	NORTHING	EASTING
CONNECTION TO D.B.P.S.	5524047.223	647756.779
END CASING	5524036.621	647774.351
END CASING	5524030.215	647784.969
END CASING	5524029.074	647786.859
END CASING	5524022.875	647797.134
11.25° BEND	5524019.137	647803.329
11.25° BEND	5524013.578	647818.274
90° BEND	5523993.467	647851.165
90° BEND	5523997.829	647853.884
90° BEND	5523998.784	647852.353
CONNECTION TO WTP	5523999.226	647852.629



1 CASING DETAIL
WH-C0216 N.T.S.

CONSTRUCTION NOTES:

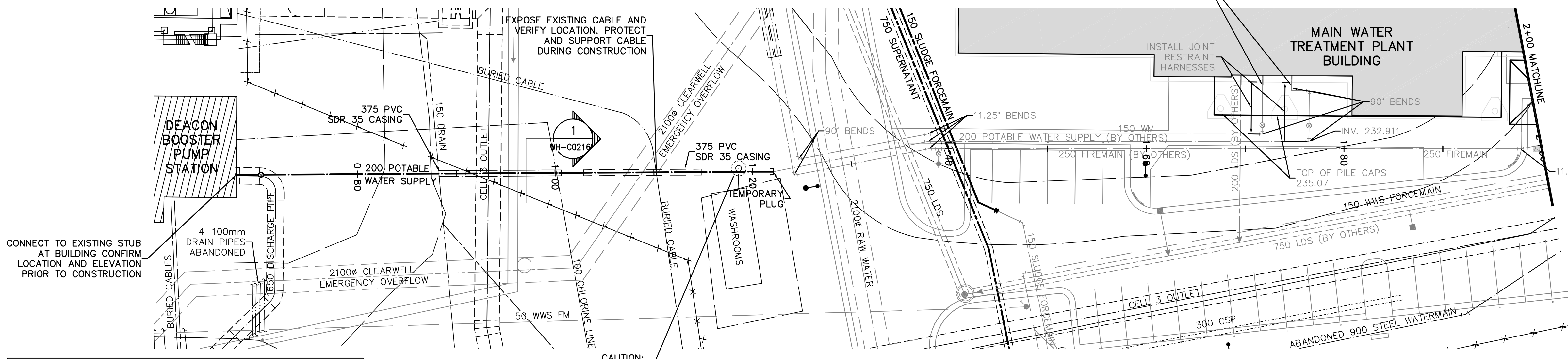
- ALL HYDRANT ASSEMBLIES TO HAVE MECHANICAL JOINT RESTRAINTS FROM TEE TO HYDRANT.
- ALL PIPE BEDDING TO BE CLASS B SAND BEDDING.

GENERAL NOTES:

A. LOCATION OF UNDERGROUND STRUCTURES AS SHOWN ARE BASED ON THE BEST INFORMATION AVAILABLE. BUT NO GUARANTEE IS GIVEN THAT ALL EXISTING UTILITIES ARE SHOWN OR THAT THE GIVEN LOCATIONS ARE EXACT. CONFIRMATION OF EXISTENCE AND EXACT LOCATION OF ALL SERVICES MUST BE OBTAINED FROM THE INDIVIDUAL UTILITIES BEFORE PROCEEDING WITH CONSTRUCTION.

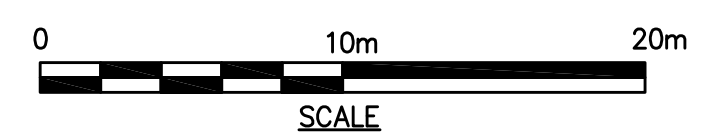
BENCHMARK NOTES:

DRAWING COORDINATES ARE UTM NAD83 - SCALE FACTOR 0.99983
 B.M. No. NORTHING EASTING ELEVATION
 PILE 136 5523873.734 647764.406 236.242
 PILE 133 5523256.606 647782.387 236.056



DESCRIPTION	NORTHING	EASTING
11.25° BEND	5523981.647	647869.058
HYDRANT	5524011.099	647818.015
11.25° BEND	5524012.901	647817.945
90° BEND	5524017.737	647804.942

DESCRIPTION	NORTHING	EASTING
CONNECTION TO WTP	5524000.777	647850.141
90° BEND STA. 1+71.7	5523996.575	647847.521
11.25° BEND STA. 1+38.0	5524014.256	647818.604
90° BEND STA. 1+24.8	5524018.881	647806.168



APEGM
 Certificate of Authorization
 Earth Tech Canada Inc.
 No. 730 Expiry: April 30, 2007

B.M. ELEV.	DESIGNED BY	CHECKED BY	DRAWN BY	APPROVED BY	SCALE:	RELEASED FOR CONSTRUCTION BY:
	GSK	KF	JBC	AHL	1:250 HOR 1:50 VER	R. SOROKOWSKI
00	ISSUED FOR TENDER 791-2006	07/01/26	GSK			
NO.	REVISIONS	DATE	BY	DATE	2005/11/21	DATE 2006/01/26

CH2M HILL
 Frederickson Cooper ARCHITECTS

EarthTech
 A Tyco International Ltd. Company

ENGINEER'S SEAL
 ORIGINAL SIGNED BY
 F.W. FITCHETT
 2007/01/26

CONSULTANT DRAWING NO.
 WY-C0215

THE CITY OF WINNIPEG
 WATER AND WASTE DEPARTMENT
 ENGINEERING DIVISION

WATER TREATMENT PLANT
 WTP OVERFLOW SUPERNATANT LINE

CITY FILE NUMBER
 SHEET OF

CIVIL
 POTABLE WATER SUPPLY
 DEACON BOOSTER PUMP STATION TO 1+22

CITY DRAWING NUMBER
1-0601-C-C0215-001-00D