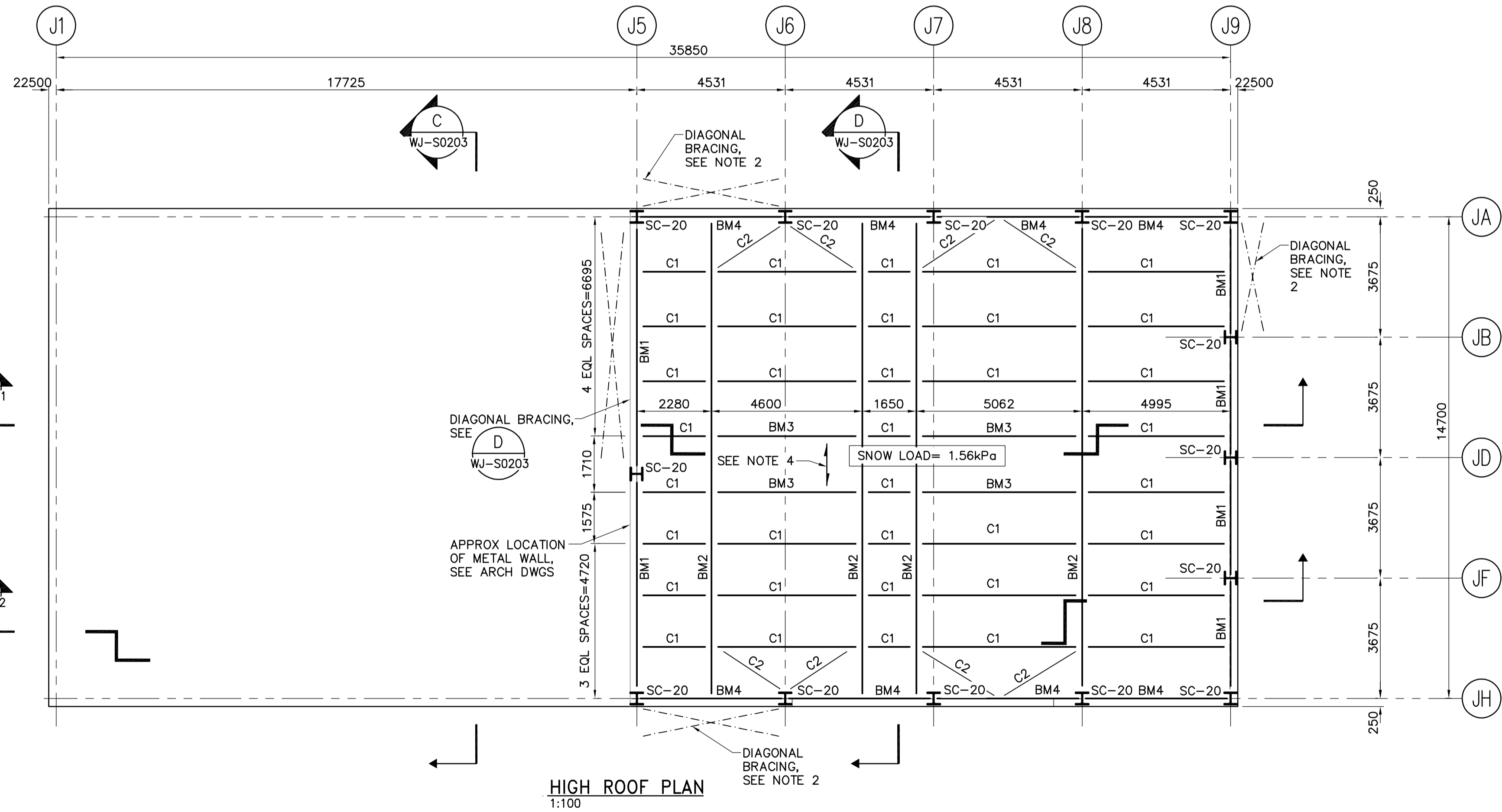
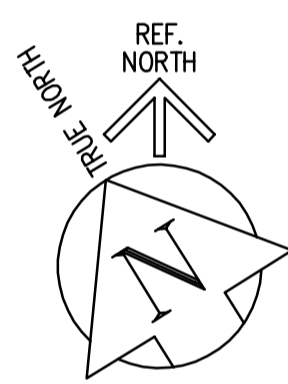


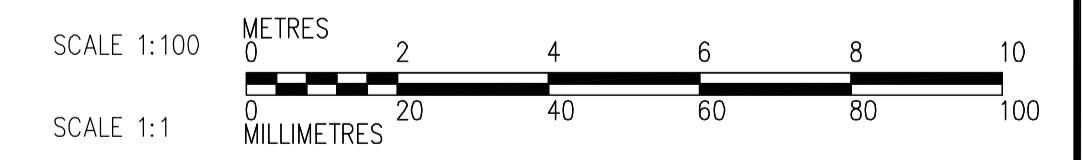
LOW ROOF PLAN
1:100



HIGH ROOF PLAN
1:100



- NOTES:**
- C1 C200x17
C2 HSS 102x102x9.5
BM1 W250x58
BM2 W610x140
BM3 W200x27
BM4 W530x74
BM5 HSS 203x152x8
SC-20 W360x216
SC-21 W250x101
FOR COLUMN BASE PLATE UNDER SC-20 AND SC-21 SEE TYPE A.
 - PROVIDE DIAGONAL BRACING WITH HSS 102x102x6.4. SEE SECTION FOR DIAGONAL BRACING ALONG GRID (JA). USE SIMILAR FOR OTHER LOCATIONS.
 - LOW ROOF DECK:
-38x0.91 THK STL ROOF DECK
-3 SPAN CONT MIN
-SUPPORT FASTENERS: 915/3
-SIDE LAP FASTENERS: 2-#10 TEK SCREWS PER SPAN
 - HIGH ROOF DECK:
-38x0.91 THK STL ROOF DECK
-3 SPAN CONT MIN
-SUPPORT FASTENERS: 915/7
-SIDE LAP FASTENERS: 2-#10 TEK SCREWS PER SPAN
 - FOR GENERAL NOTES SEE DWG WS-S0001. IN CASE OF CONFLICTING INFORMATION, WJ-SERIES DRAWINGS GOVERN.



 Certificate of Authorization CH2M HILL Canada Ltd. No. 1441 Expiry: April 30, 2007	B.M. ELEV.	 Frederickson Cooper ARCHITECTS	 EarthTech A 100 International Ltd. Company	ENGINEER'S SEAL	 THE CITY OF WINNIPEG WATER AND WASTE DEPARTMENT ENGINEERING DIVISION WATER TREATMENT PLANT SODIUM HYPOCHLORITE BUILDING SODIUM HYPOCHLORITE AND CHEMICAL STORAGE BUILDINGS STRUCTURAL SODIUM HYPOCHLORITE BUILDING HIGH AND LOW ROOF PLANS	CITY FILE NUMBER
	DESIGNED BY MH			CHECKED BY AP		ORIGINAL SIGNED BY
	DRAWN BY CR	APPROVED BY AHL	D. KRUGER	2007/01/31		CITY DRAWING NUMBER
	SCALE: 1:100	RELEASED FOR CONSTRUCTION BY: R. SOROKOWSKI	CONSULTANT DRAWING NO. WJ-S0121	1-0601J-A-S0121-001-000		
00 ISSUED FOR TENDER	07/01/31 MH	DATE 2006/08/14	DATE 2007/01/31			