

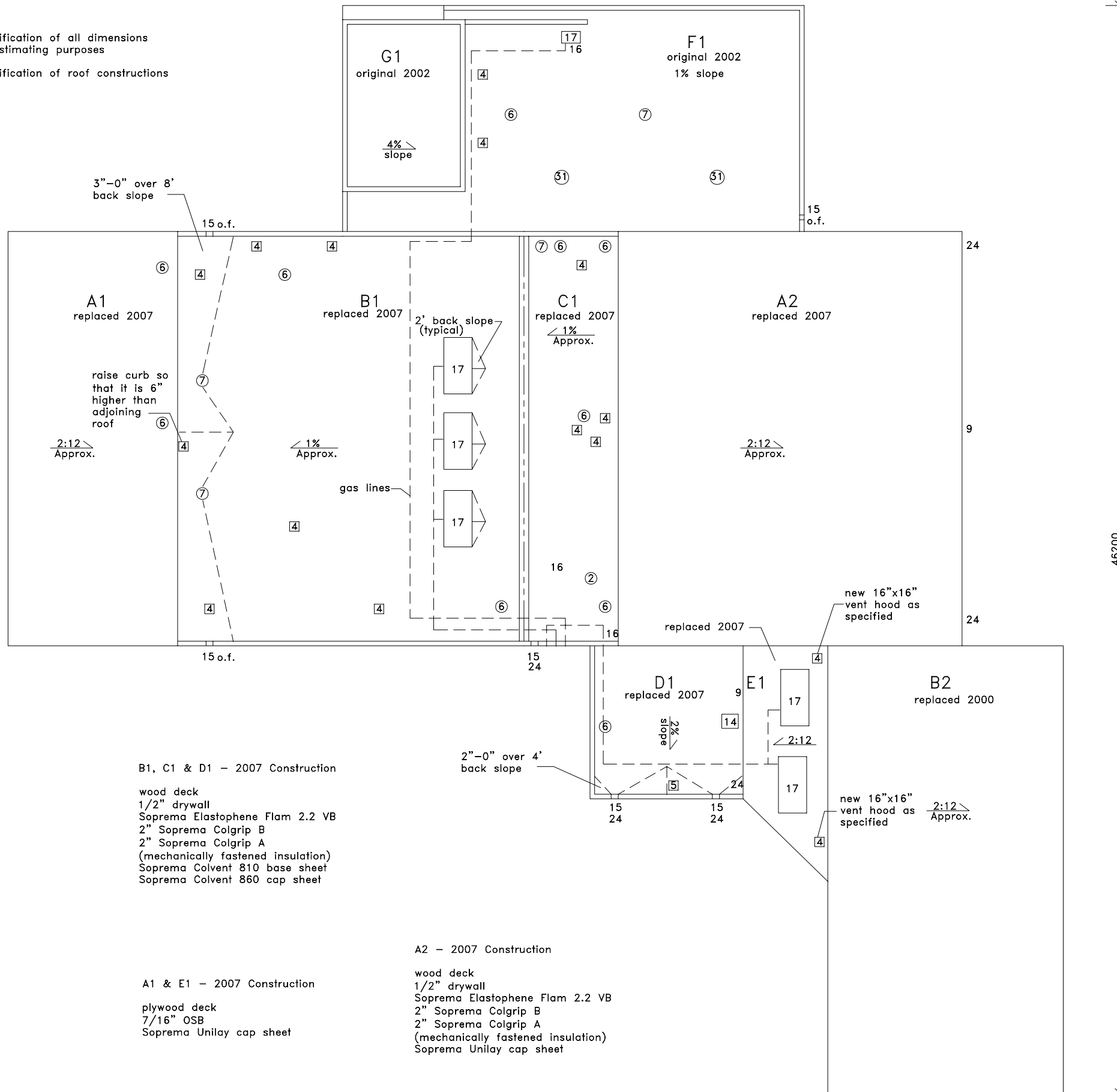
40500

- Notes:
- .01 Contractor is responsible for site verification of all dimensions
 - .02 Drawings are not to be scaled for estimating purposes
 - .03 All areas given are approximate
 - .04 Contractor is responsible for site verification of roof constructions

Stated scale is when in 11x17 format

Note: All slopes indicated are approximate

X= leak



D1 Existing Construction

- plywood deck
- felt vapor barrier
- 3" fiberglass
- 1 1/2" polyisocyanurate
- 1/2" fiberboard
- 1/2" fiberboard
- 4 ply felt and asphalt
- gravel cover

B1 Existing Construction

- plywood deck
- felt vapor barrier
- 1 1/2" fiberglass
- 4 ply felt and asphalt
- gravel cover

C1 & A2 Existing Construction

- wood deck
- felt vapor barrier
- 1" fiberboard
- 4 ply felt and asphalt
- gravel cover

A1 & E1 Existing Construction

- plywood deck
- 4 ply felt and asphalt
- gravel cover

B1, C1 & D1 - 2007 Construction

- wood deck
- 1/2" drywall
- Soprema Elastophene Flam 2.2 VB
- 2" Soprema Colgrip B
- 2" Soprema Colgrip A
- (mechanically fastened insulation)
- Soprema Colvent 810 base sheet
- Soprema Colvent 860 cap sheet

A1 & E1 - 2007 Construction

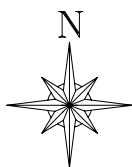
- plywood deck
- 7/16" OSB
- Soprema Unilay cap sheet

A2 - 2007 Construction

- wood deck
- 1/2" drywall
- Soprema Elastophene Flam 2.2 VB
- 2" Soprema Colgrip B
- 2" Soprema Colgrip A
- (mechanically fastened insulation)
- Soprema Unilay cap sheet

Approx. Area sq.m.

- A1 = 130
- A2 = 257
- B1 = 265
- B2 = 190
- C1 = 76
- D1 = 42
- E1 = 30
- F1 = 145
- G1 = 38




GRAPHIC LEGEND

- Parapet
- Gravel stop
- Gas line
- Control joint
- Expansion joint
- New insulated drain pipe
- Photo vantage point
- Area Label

⊠ = attic vent X = leak

KEYNOTE LEGEND

- 1 core sample
- 2 chimney
- 3 AC unit
- 4 vent hood
- 5 ventilator
- 6 vent pipe
- 7 roof drain
- 8 skylight
- 9 eavestrough
- 10 firewall
- 11 antenna
- 12 ladder
- 13 stub column
- 14 roof hatch
- 15 scupper
- 16 pitch box
- 17 HVAC unit
- 18 capped curb
- 19 flag pole
- 20 electrical mast
- 21 cooling tower
- 22 splash pad
- 23 splash pan
- 24 downspout/rainwater leader
- 25 back slope
- 26 cant
- 27 increase slope to drain
- 28 cricket
- 29 parapet/wide flashing
- 30 life line anchor



AGASSIZ CONSULTING GROUP LTD.

809 Pipeline Road, Winnipeg, Manitoba
Phone: 697-8091 Fax: 697-8039

Project: Norwood Community Center
87 Walmer
Winnipeg, MB

Date: January 2, 2007

Drawing No. R-1

File no: 3440-07 Scale: 1:200