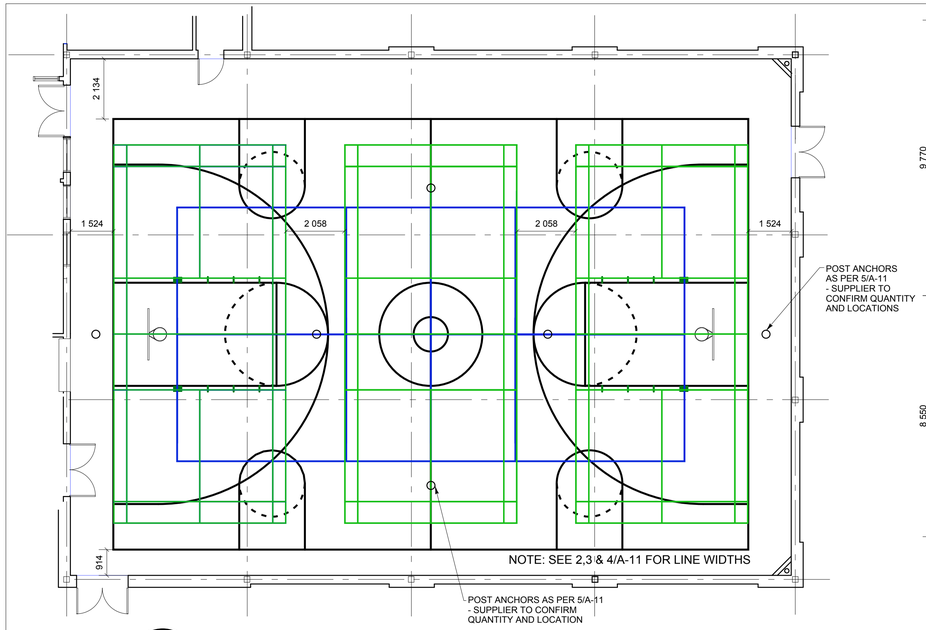

1 / A-11 GYMNASIUM FLOOR PLAN - PAINTED GAME LINES
SCALE 1:100

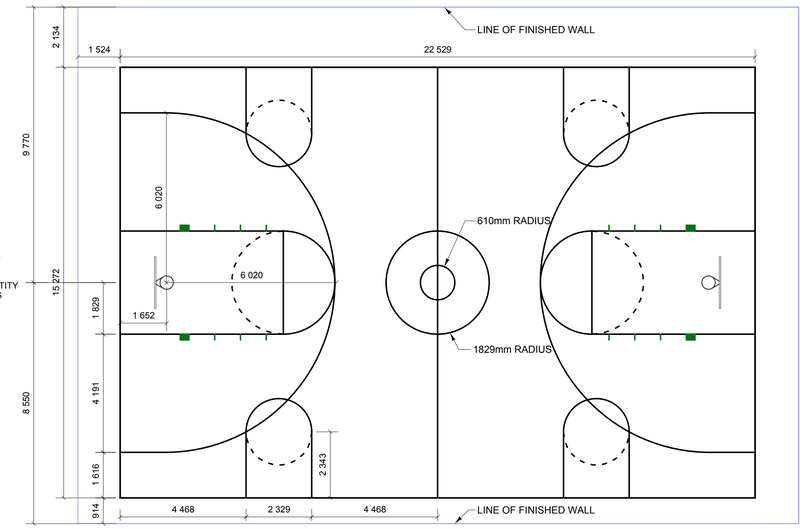

NOTE: ALL LINES TO BE 51mm WIDE

2 / A-11 BASKETBALL COURT LINES
SCALE 1:100

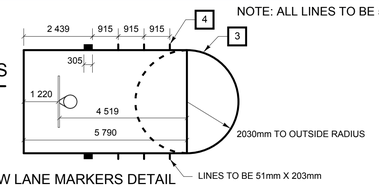

FREE THROW LANE MARKERS DETAIL

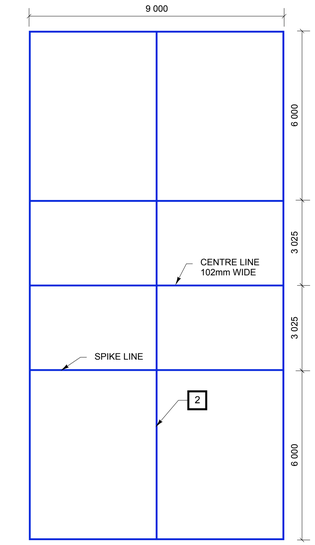

NOTE: ALL LINES TO BE 51mm WIDE, EXCLUDING THE CENTRE LINE

3 / A-11 VOLLEYBALL COURT LINES
SCALE 1:100

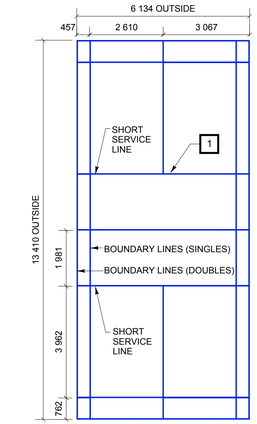

NOTE: ALL LINES TO BE 38mm WIDE

4 / A-11 BADMINTON COURT LINES
SCALE 1:100

NOTES:

THESE INSTRUCTIONS ARE INTENDED AS A REFERENCE ONLY; SUCCESSFUL CONTRACTOR SHALL PROVIDE SHOP DRAWINGS TO CONTRACT ADMINISTRATOR INDICATING COLOURS AND DIMENSIONS FOR ALL COURT LINES.

KEYNOTES

1. BADMINTON COURT LINES - ALL LINES 38mm WIDE - TO BE WHITE IN COLOUR
2. VOLLEYBALL COURT LINES - ALL LINES 51mm WIDE, EXCLUDING CENTRE LINE (102mm WIDE) - TO BE BLUE IN COLOUR
3. BASKETBALL COURT MAIN LINES - TO BE BLACK IN COLOUR - UNLESS OTHERWISE NOTED, ALL LINES SHALL BE 51mm WIDE (NEUTRAL ZONES EXCLUDED). ENDLINES AND SIDELINES SHALL BE A MINIMUM OF 51mm IN WIDTH.

   THE THREE POINT LINE SHALL BE THE SAME COLOUR AS THE FREE THROW LANE LINE AND SEMI-CIRCLE.

   LINES SHOWN HERE HAVE BEEN DERIVED FROM OFFICIAL FLOOR MARKINGS (ARCHITECTURAL GRAPHIC STANDARDS).
4. LANE SPACE AND NEUTRAL ZONE MARKERS - 51mm WIDE - TO BE GREEN IN COLOR

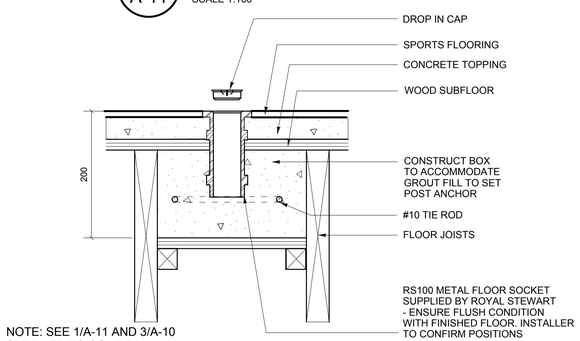

NOTE: SEE 1/A-11 AND 3/A-10 SUPPLIER TO CONFIRM QUANTITY AND LOCATION

NOTE: STORAGE ANCHOR SIMILAR (RS108S)

5 / A-11 SPORTS POST ANCHOR
SCALE 1:5

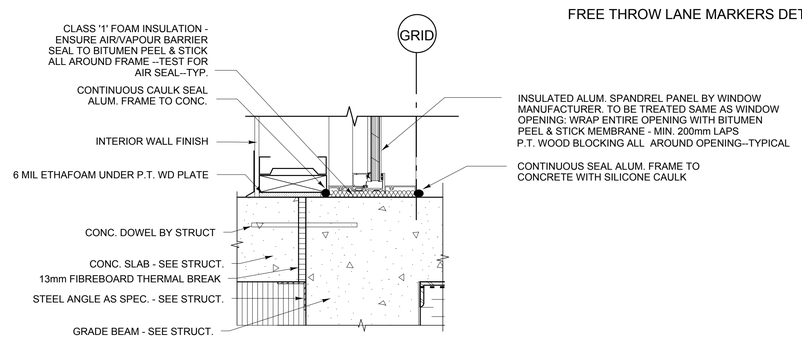

6 / A-11 SPANDREL PANEL DETAIL @ BASE
SCALE 1:5

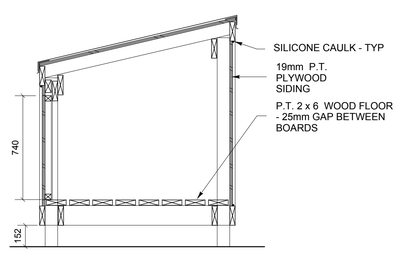

CROSS SECTION

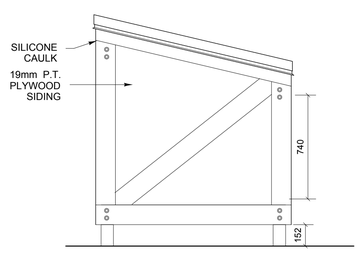

SIDE ELEVATION

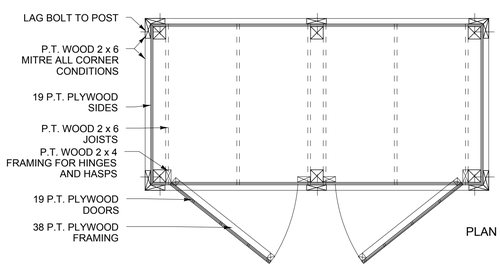

PLAN

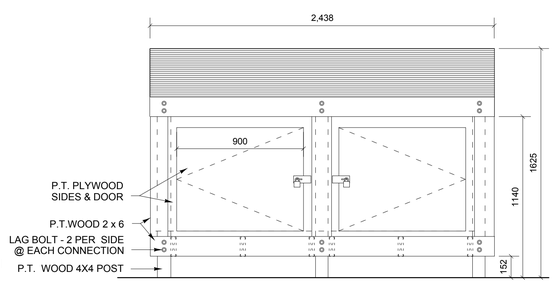

FRONT ELEVATION

7 / A-11 REFUSE CONTAINER DETAILS
SCALE 1:20

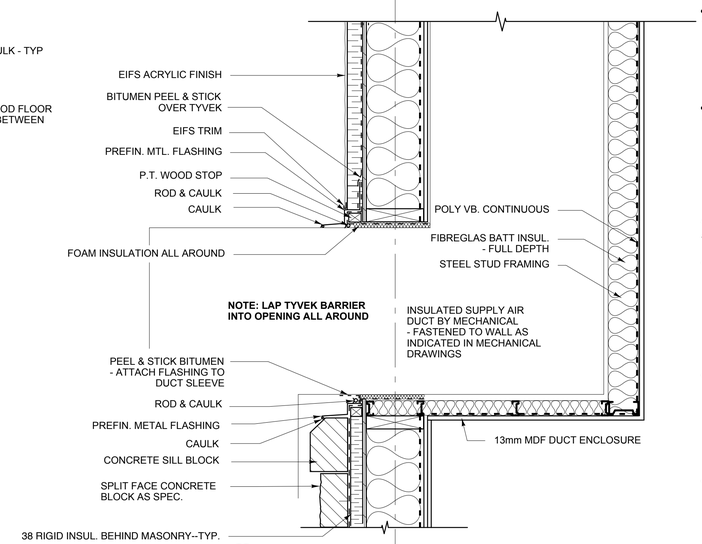

8 / A-11 DUCT SHAFT DETAIL
SCALE 1:10

revisions

This drawing must not be scaled.

The general Contractor must verify all dimensions, datums and levels prior to commencement of work. All errors and omissions must be reported immediately to the Architect.

Variations and modifications to work shown on this drawing shall not be carried out without written permission from the Architect.

This drawing is the exclusive property of the Architect and cannot be reproduced without written permission of the Architect. Reproduction must bear the name of the Architect. Copyright © 2007.

seals

engineers

architect

HAROLD FUNK ARCHITECT INC.

401-55 Donald Street Winnipeg MB R3C 1L8
Tel. (204) 943-5087 Fax (204) 949-9231

project

VALOUR COMMUNITY CENTRE GYMNASIUM ADDITION AND RENOVATIONS

715 Telfer St. North, Winnipeg, Manitoba

sheet title

GYMNASIUM DETAILS & MISC. DETAILS

project no. 06 1288
scale 1:100 or as indicated
drawn by B.P.
approved by H.F
date 14 November 2007

sheet no.

A-11