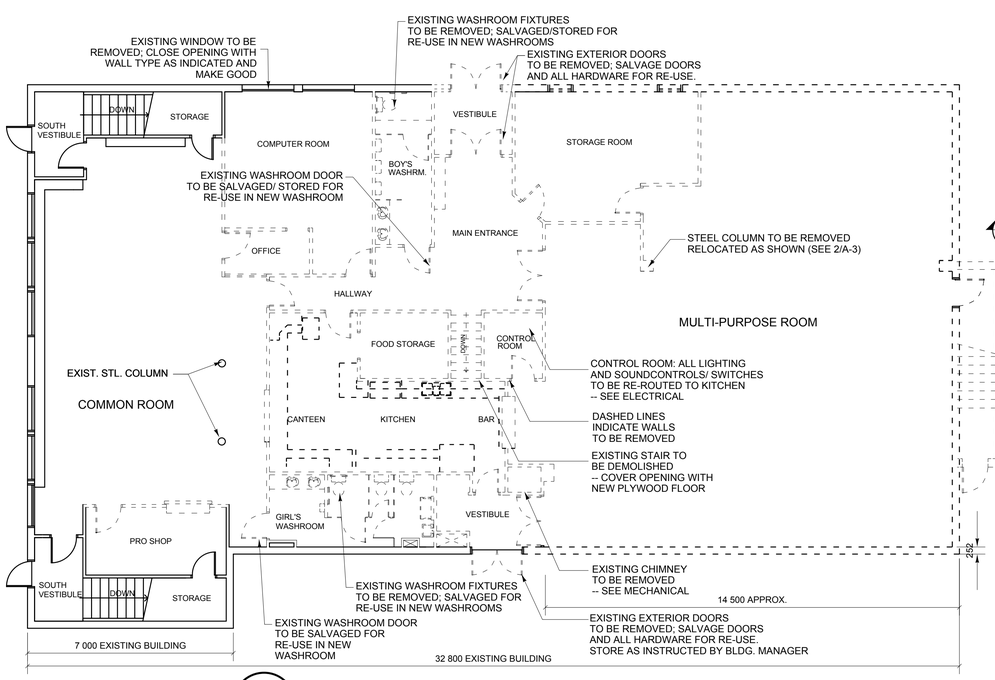

1 A-3 DEMOLITION PLAN - MAIN FLOOR
SCALE 1:100

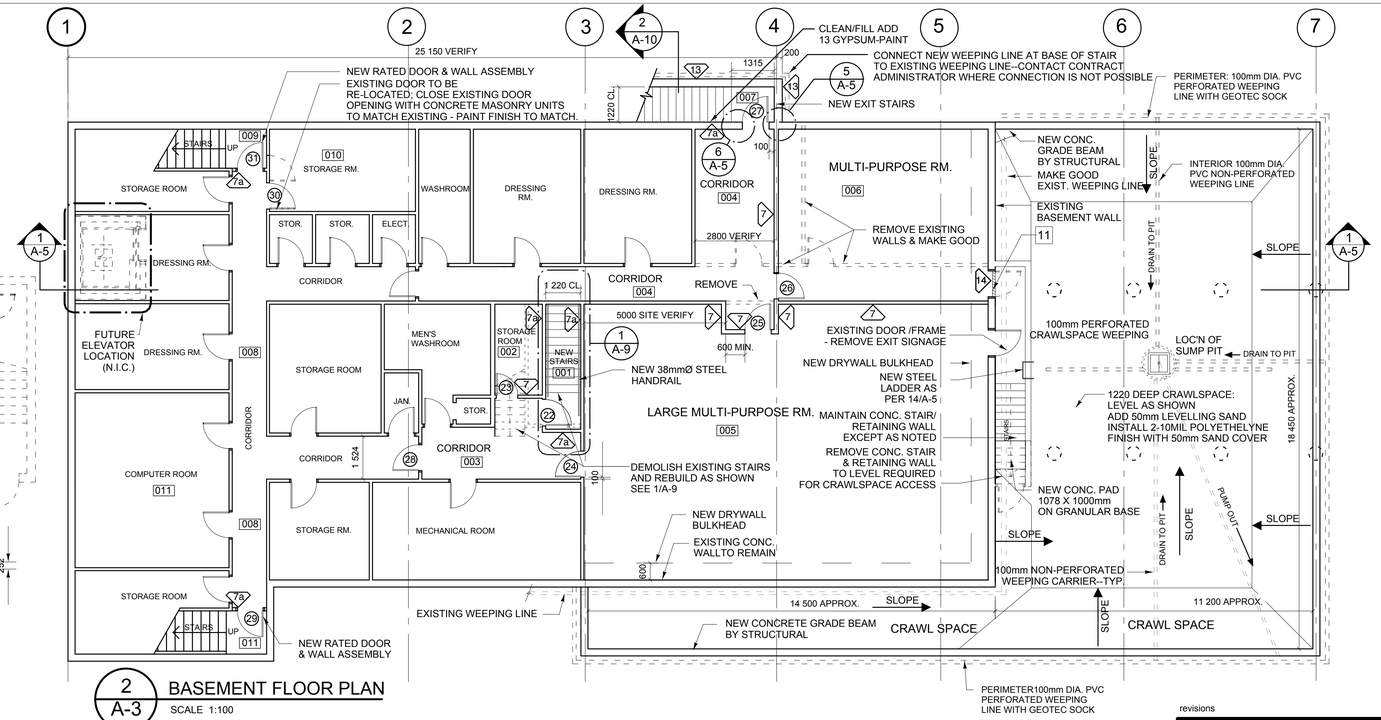

2 A-3 BASEMENT FLOOR PLAN
SCALE 1:100

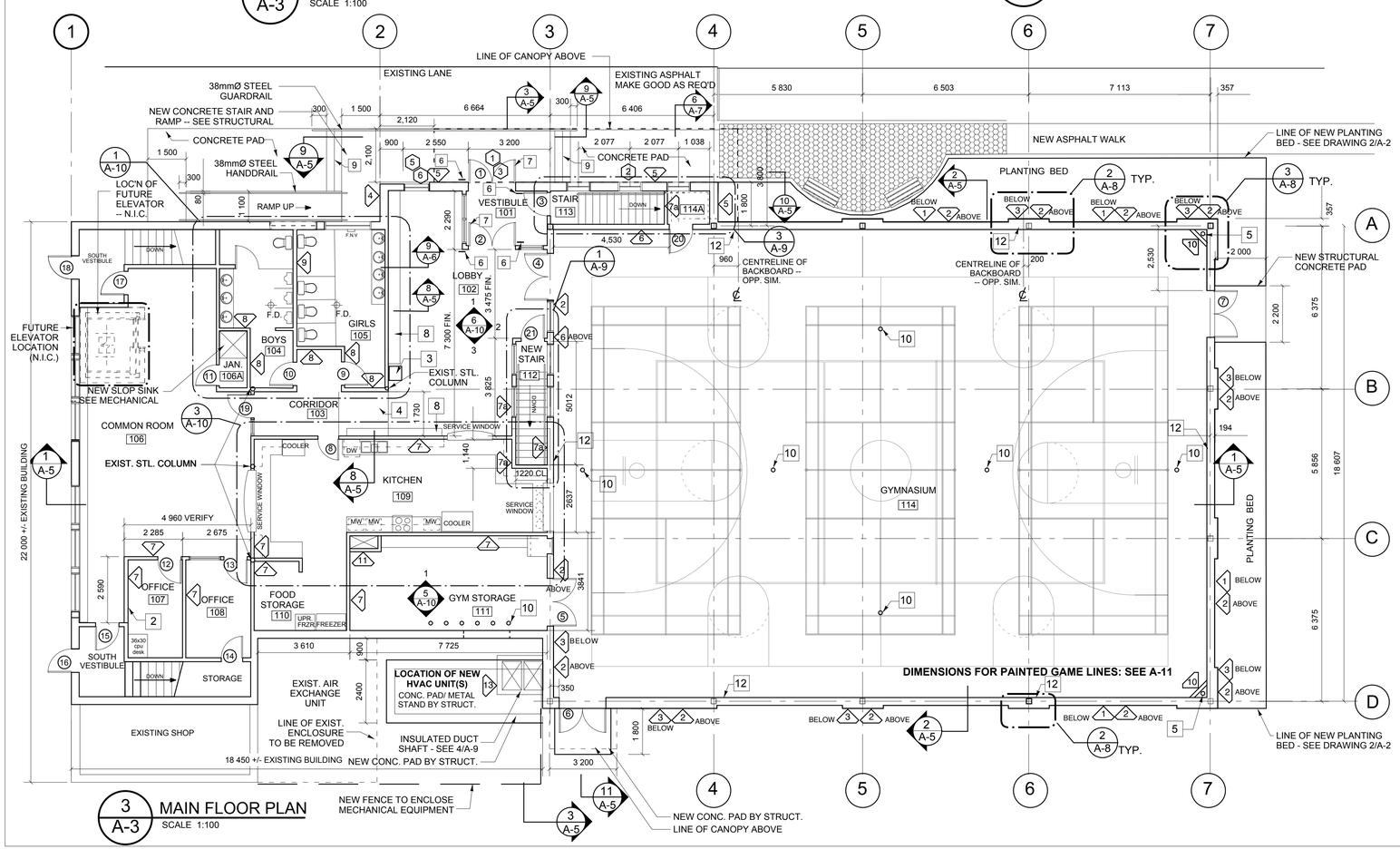

3 A-3 MAIN FLOOR PLAN
SCALE 1:100

DRAWING NOTES

1 EXISTING MULTI-PURPOSE ROOM TO BE DEMOLISHED/REMOVED AS SHOWN PER 1/A-3, FLOOR FINISHES TO BE REMOVED - SUB FLOOR TO REMAIN.

2 ALL EQUIPMENT, FIXTURES, FURNISHINGS, DOORS & WINDOWS REMAIN THE PROPERTY OF THE OWNER UNLESS OTHERWISE INSTRUCTED. THESE ITEMS ARE TO BE PROTECTED, STORED AND RE-USED AS INSTRUCTED BY THE CONTRACT ADMINISTRATOR

3 IN ALL CASES WHERE WALLS ARE REMOVED, REMAINING SURFACES MUST BE PATCHED AND 'MADE GOOD' - PAINT TO MATCH EXISTING OR AS INSTRUCTED

4 ALL PLUMBING FIXTURES ARE TO REMOVED AND STORED FOR RE-USE IN NEW WASHROOMS. STORE AS INSTRUCTED BY THE CONTRACT ADMINISTRATOR

5 ALL KITCHEN CABINETS (BASE & UPPERS) ARE TO BE CAREFULLY REMOVED AND SALVAGED FOR USE IN NEW KITCHEN - SEE 4/A-10 FOR MILLWORK DRAWINGS

6 ALL EXISTING WALLS ARE TO BE CLEANED AND PAINTED

7 WALL LAYOUT: LAY OUT ON FLOOR PRIOR TO COMMENCEMENT OF CONSTRUCTING WALLS - WHERE DISCREPANCIES OCCUR, CONTACT THE CONTRACT ADMINISTRATOR

8 EXISTING WEEPING TILE SHOULD NOT BE DISTURBED - MAKE GOOD AS REQUIRED. NEW WEEPING TILE SHALL SERVE TO DRAIN NEW GYMNASIUM FOUNDATION AND SHALL BE INDEPENDENT OF EXISTING SYSTEM. CONNECT TO EXISTIG WEEPING TILE ONLY AS REQUIRED BY DEEP FOUNDATION (AT NEW EXIT STAIR TO WEST OF BUILDING). CONFIRM THAT EXISTING WEEPING TILE IS FUNCTIONAL BEFORE CONNECTING TO EXISTING LINE.

9 ALL DIMENSIONS TO FACE OF STUD UNLESS OTHERWISE NOTED

KEY NOTES

1 RELOCATE STEEL COLUMN FROM MULTI-PURPOSE ROOM, CUT BEAM TO LENGTH REQUIRED.

2 EXTEND EXISTING WALL TO ENCLOSE NEW OFFICES AS SHOWN

3 CHILLED WATER FOUNTAIN - REFER TO MECHANICAL

4 TRANSITION FLOOR HEIGHT THIS AREA

5 RAIN WATER LEADER - SEE MECHANICAL

6 LOCATION OF ACTIVATORS FOR POWER-ASSISTED DOORS - SEE ELECTRICAL

7 POWER ASSISTED DOORS

8 BENCH - SEE DETAIL 8/A-5

9 SLIP RESISTANT STAIR NOSING AS PER SPEC.

10 SPORTS POST ANCHOR AS PER 5/A-11 - SUPPLIER TO CONFIRM QUANTITY AND LOCATION

11 EXISTING DOOR TO BE REMOVED; PROVIDE WOOD FRAMING AND GYPSUM FINISH FOR FLUSH WALL SURFACE - PAINT TO MATCH EXISTING

12 PROVIDE FRAMING IN WALL FOR BASKETBALL BACKBOARD - 6 LOCATIONS THUS. CONFIRM REQUIREMENTS WITH BACKBOARD SUPPLIER AND SEE STRUCTURAL DRAWINGS.

revisions

This drawing must not be scaled.

The general Contractor must verify all dimensions, datums and levels prior to commencement of work. All errors and omissions must be reported immediately to the Architect.

Variations and modifications to work shown on this drawing shall not be carried out without written permission from the Architect.

This drawing is the exclusive property of the Architect and cannot be reproduced without written permission of the Architect. Reproduction must bear the name of the Architect. Copyright © 2007.

seals

PROVINCE OF MANITOBA — HAROLD G. FUNK ARCHITECT INC. No. 078 — 11-14-2007 — REGISTERED ARCHITECTURAL CORPORATION

PROVINCE OF MANITOBA — HAROLD G. FUNK — 11-14-2007 — REGISTERED ARCHITECT

engineers

architect

HAROLD FUNK ARCHITECT INC.
401-55 Donald Street Winnipeg MB R3C 1L8
Tel. (204) 943-5087 Fax (204) 949-9231

project

VALOUR COMMUNITY CENTRE GYMNASIUM ADDITION AND RENOVATIONS

715 Telfer St. North, Winnipeg, Manitoba

sheet title

FLOOR PLANS & DEMOLITION PLAN

project no. 06 1288
scale 1:100 or as indicated
drawn by B.P.
approved by H.F
date 14 November 2007

sheet no. A-3