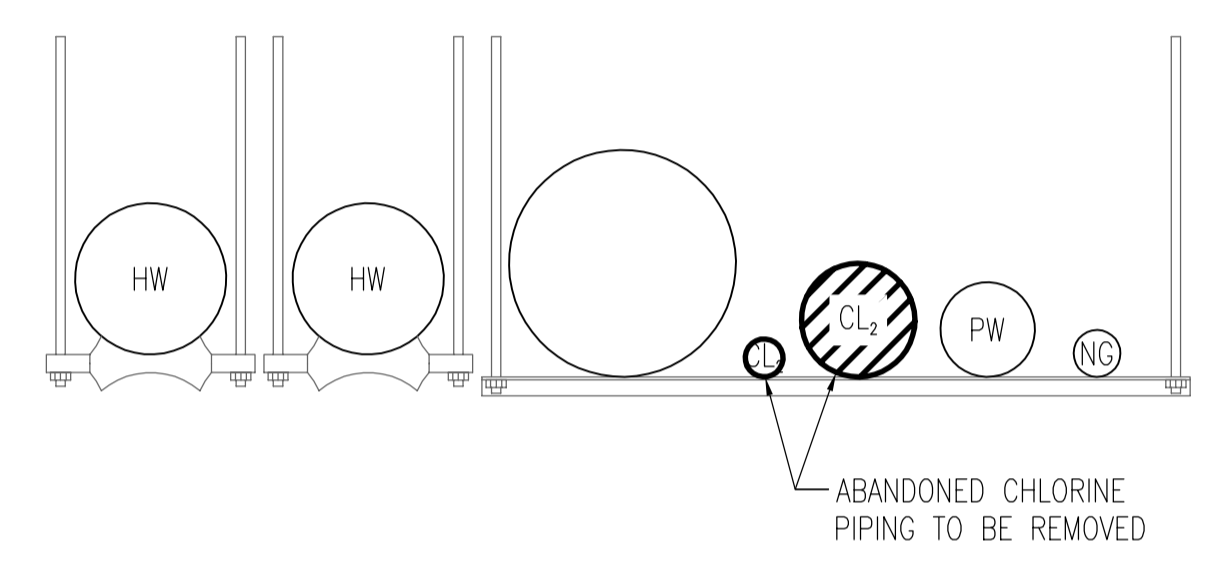


MAIN BUILDING PLAN
1:50

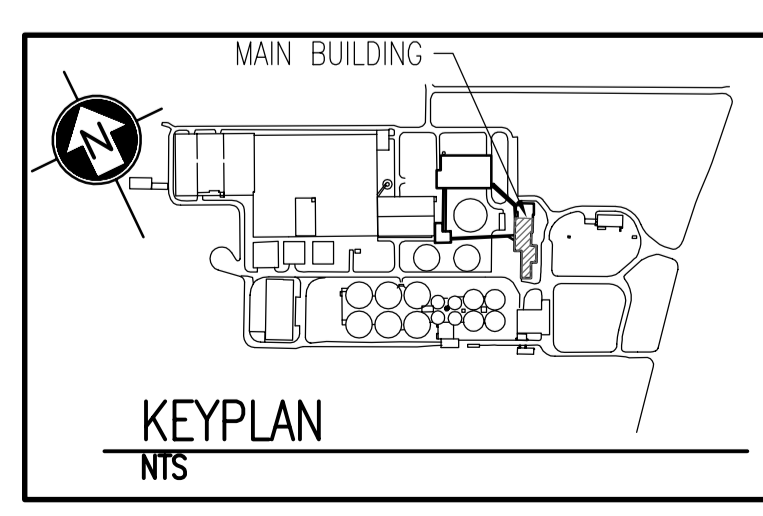
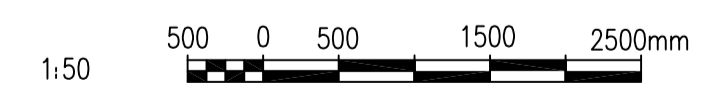
CONT'D ON DWG. 1-0101M-A-E0009-001



C PIPE RACK SECTION
1:10

APCGM
Certificate of Authorization
SNC-Lavalin Engineers & Constructors Inc. (MB)
No. 2365 Expiry: April 30, 2008

NO.	DRAWING NOTES
1	CONTRACTOR TO OPEN THE EXISTING WALL AS REQUIRED TO VERIFY THE SPECIFIED CABLE ROUTE THROUGH THE ABANDONED SEWAGE CONDUITS. REFER TO 1-0101M-A-E0011-002.
2	CUT, CAP, AND MAKE GOOD EXISTING 150Ø AND 65Ø CHLORINE PIPING AT LOCATION SHOWN. REMOVE AND DISPOSE OF PIPING BACK TO CHLORINE ROOM.
3	REMOVE 3C #2/0 AWG TECK CABLE FROM MAIN BLDG. ELECTRICAL ROOM MCC-M TO 75kVA XFMR. COORDINATE WITH INSTALLATION OF NEW CABLE TO MINIMIZE POWER DISRUPTION TO THE SERVICED LOAD.



B.M. ELEV.	FIELD BOOK #:	SNC-LAVALIN Engineers & Constructors 148 Nature Park Way Winnipeg, Manitoba Canada R2P 0J7	
POSTED TO LBIS		DESIGNED BY C. REIMER	CHECKED BY C. ASMUNDSON
		DRAWN BY A. OLIVER	APPROVED BY C. REIMER
		HOR. SCALE 1:50	RELEASED FOR CONSTRUCTION
		VERTICAL 1:50	
00 ISSUED FOR TENDER	2007/06/22	YOM DATE 2007/03/08	DATE
NO. REVISIONS	DATE	BY	FILENAME: 1-0101M-A-E0009-001-00D.dwg

ENGINEER'S SEAL
PRELIMINARY
NOT TO BE USED FOR CONSTRUCTION

THE CITY OF WINNIPEG
WATER AND WASTE DEPARTMENT

NORTH END WATER POLLUTION CONTROL CENTRE
MAIN BUILDING FEEDER REPLACEMENTS
DEMOLITION PLAN
MAIN BUILDING BASEMENT

CITY DRAWING NUMBER	SHEET	REV.	SIZE
1-0101M-A-E0009	002	00	D