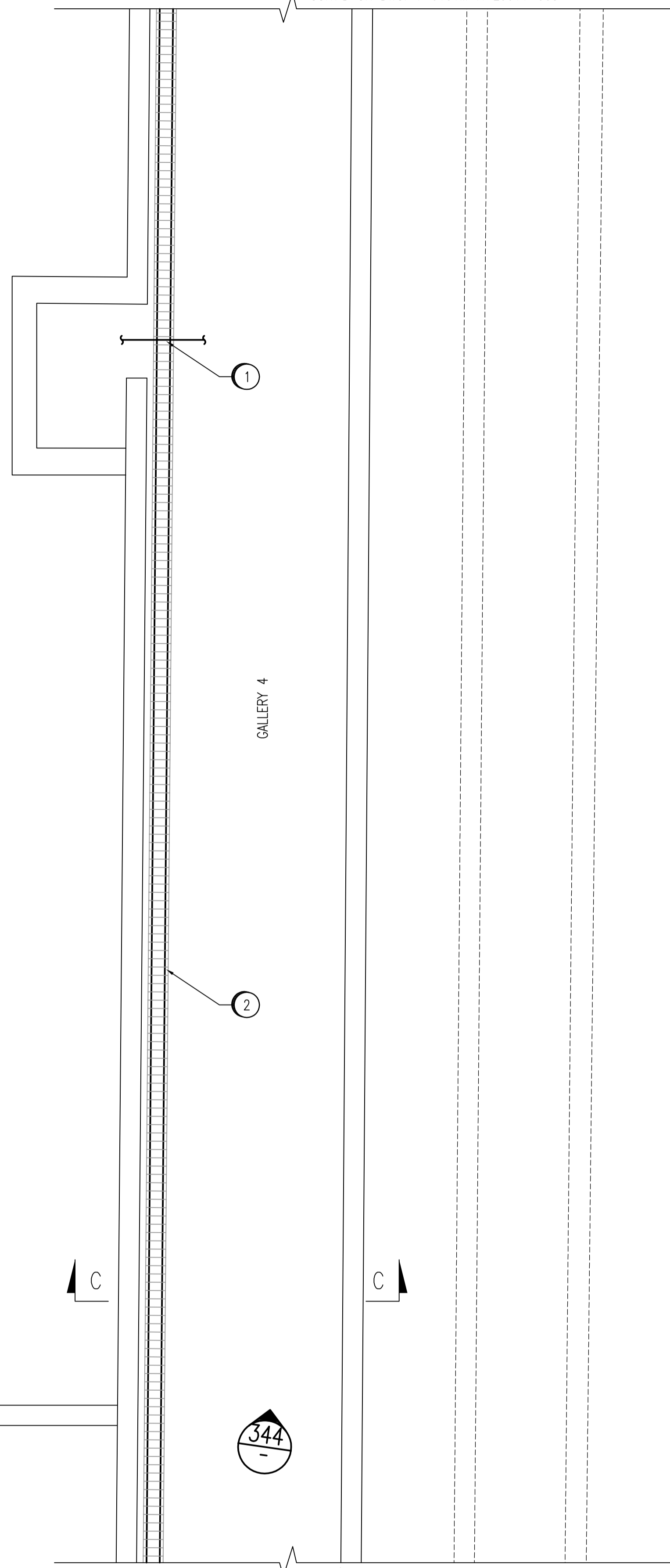
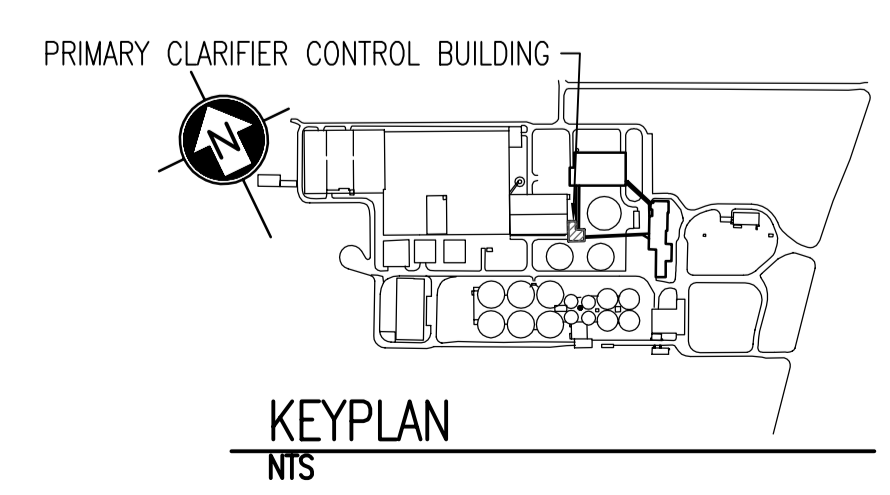


CONT'D ON DWG. 1-0101M-A-E0011-005

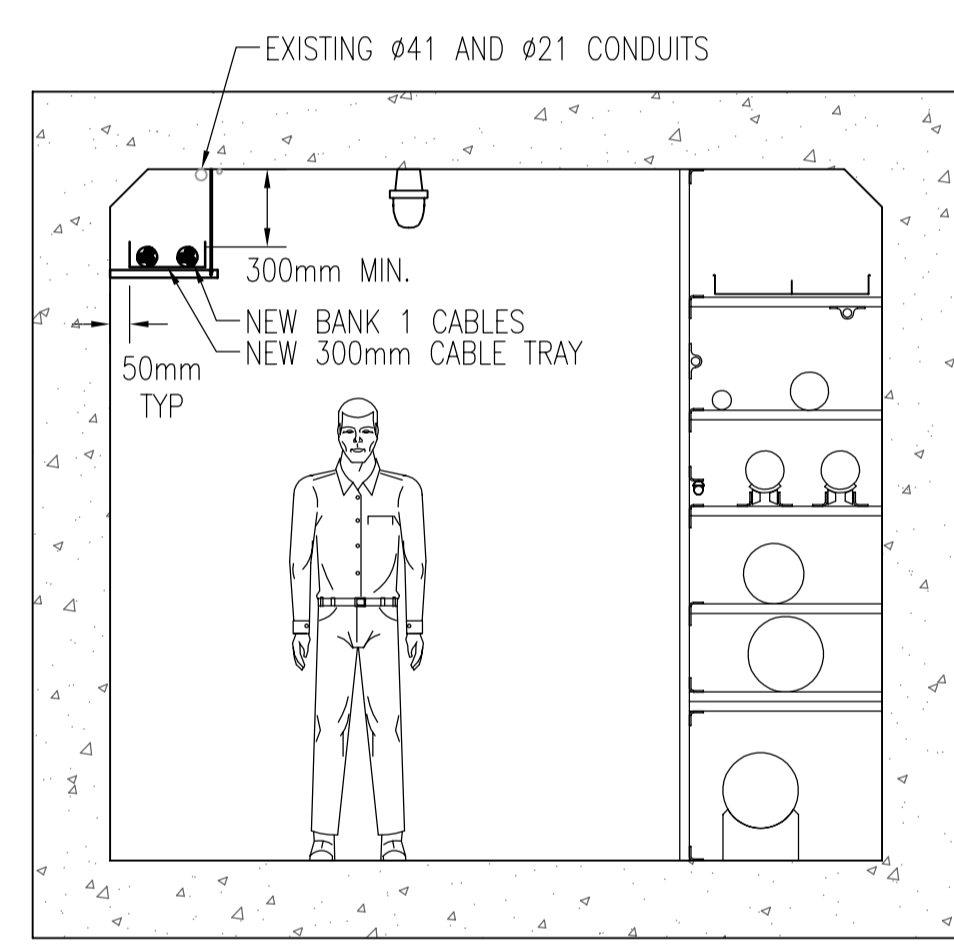


CONT'D ON DWG. 1-0101M-A-E0011-003

**4**  
E010-001  
**GALLERY 4 PLAN**  
1:50



**344**  
-  
**DETAIL**



**C**  
-  
**GALLERY 4 SECTION**  
1:30

**APEGM**  
Certificate of Authorization  
SNC-Lavalin Engineers & Constructors Inc. (MB)  
No. 2365 Expiry: April 30, 2008

NO.	DRAWING NOTES
1	RELOCATE EXISTING CONDUITS AND CABLE CHANNEL AS REQUIRED TO INSTALL CABLE TRAY.
2	MAINTAIN 300mm CLEARANCE ABOVE CABLE TRAY.

B.M. ELEV.	FIELD BOOK #:	<b>SNC-LAVALIN</b> Engineers & Constructors 148 Nature Park Way Winnipeg, Manitoba Canada R3P 0X7	
POSTED TO LBS		DESIGNED BY C. REIMER	CHECKED BY C. ASMUNDSON
		DRAWN BY A. OLIVER	APPROVED BY C. REIMER
		HOR. SCALE 1:50	RELEASED FOR CONSTRUCTION
		VERTICAL 1:50	
00 ISSUED FOR TENDER	2007/06/22 YOM	DATE 2007/03/08	DATE
NO. REVISIONS	DATE BY	FILENAME: 1-0101M-A-E0011-003-00D.dwg	

ENGINEER'S SEAL  
**PRELIMINARY**  
NOT TO BE USED FOR CONSTRUCTION

**THE CITY OF WINNIPEG**  
WATER AND WASTE DEPARTMENT

NORTH END WATER POLLUTION CONTROL CENTRE  
MAIN BUILDING FEEDER REPLACEMENTS  
CABLE ROUTING PLAN  
BANK 1 - 5KV FEEDER

CITY DRAWING NUMBER	SHEET	REV.	SIZE
1-0101M-A-E0011	004	00	D