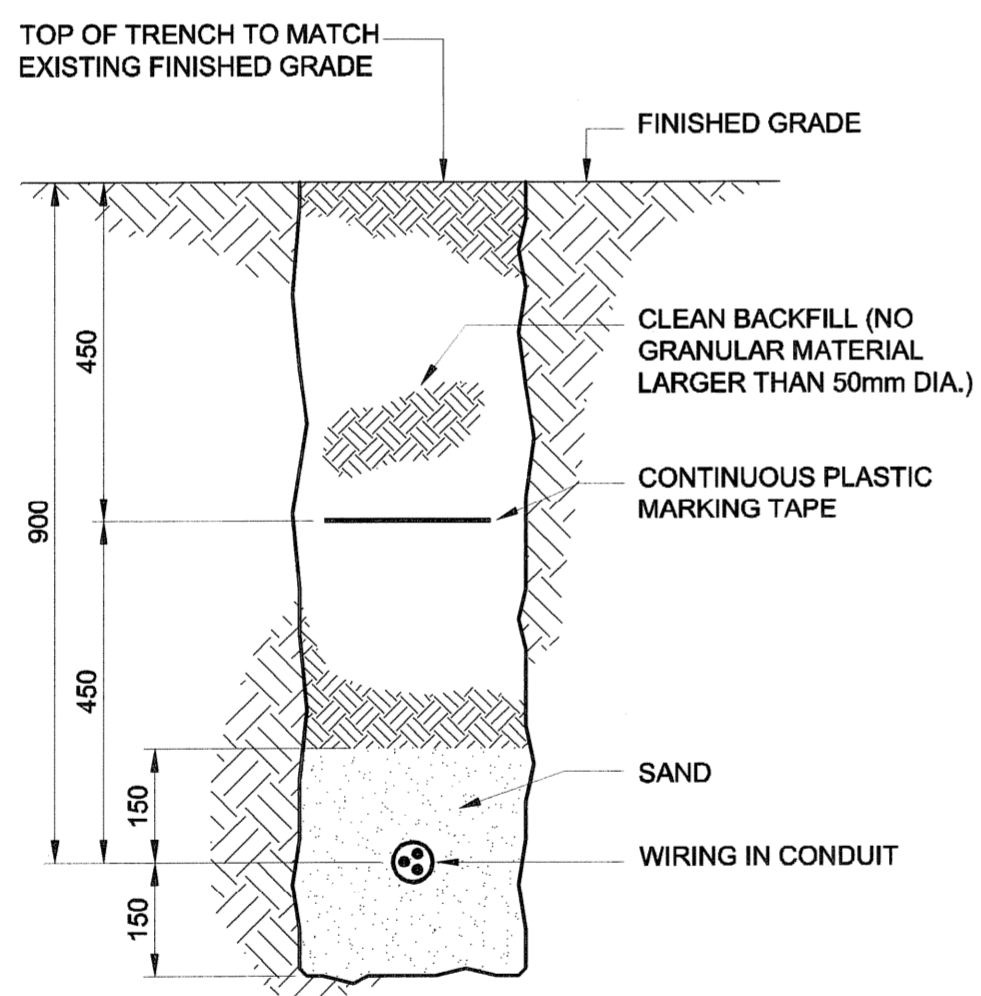


DETAIL



0 200 400 600 mm SCALE 1:20
PARKING PANEL & GUARDRAIL



DETAIL




0 100 200 mm SCALE 1:10
CONDUIT & CABLE IN TRENCH

NORTH UTILITY VEHICLE PARKING LOT PANEL NP									
CCT NO	DESCRIPTION	LOAD	TRIP AMPS	N AB	TRIP AMPS	LOAD	DESCRIPTION	CCT NO	
01	PARKING RECEPT. STALL No. 1		15A		15A		PARKING RECEPT. STALL No. 12	02	
03	PARKING RECEPT. STALL No. 1						PARKING RECEPT. STALL No. 12	04	
05	PARKING RECEPT. STALL No. 2		15A		15A		PARKING RECEPT. STALL No. 13	06	
07	PARKING RECEPT. STALL No. 2						PARKING RECEPT. STALL No. 13	08	
09	PARKING RECEPT. STALL No. 3		15A		15A		PARKING RECEPT. STALL No. 14	10	
11	PARKING RECEPT. STALL No. 3						PARKING RECEPT. STALL No. 14	12	
13	PARKING RECEPT. STALL No. 4		15A		15A		PARKING RECEPT. STALL No. 15	14	
15	PARKING RECEPT. STALL No. 4						PARKING RECEPT. STALL No. 15	16	
17	PARKING RECEPT. STALL No. 5		15A		15A		PARKING RECEPT. STALL No. 16	18	
19	PARKING RECEPT. STALL No. 5						PARKING RECEPT. STALL No. 16	20	
21	PARKING RECEPT. STALL No. 6		15A		15A		PARKING RECEPT. STALL No. 17	22	
23	PARKING RECEPT. STALL No. 6						PARKING RECEPT. STALL No. 17	24	
25	PARKING RECEPT. STALL No. 7		15A		15A		PARKING RECEPT. STALL No. 18	26	
27	PARKING RECEPT. STALL No. 7						PARKING RECEPT. STALL No. 18	28	
29	PARKING RECEPT. STALL No. 8		15A		15A		PARKING RECEPT. STALL No. 19	30	
31	PARKING RECEPT. STALL No. 8						PARKING RECEPT. STALL No. 19	32	
33	PARKING RECEPT. STALL No. 9		15A		15A		PARKING RECEPT. STALL No. 20	34	
35	PARKING RECEPT. STALL No. 9						PARKING RECEPT. STALL No. 20	36	
37	PARKING RECEPT. STALL No. 10		15A		15A		PARKING RECEPT. STALL No. 21	38	
39	PARKING RECEPT. STALL No. 10						PARKING RECEPT. STALL No. 21	40	
41	PARKING RECEPT. STALL No. 11		15A		15A		PARKING RECEPT. STALL No. 22	42	
43	PARKING RECEPT. STALL No. 11						PARKING RECEPT. STALL No. 22	44	
45	SPACE						SPACE	46	
47	SPACE						SPACE	48	
49	SPACE						SPACE	50	
51	SPACE						SPACE	52	
53	SPACE						SPACE	54	
55	SPACE						SPACE	56	
57	SPACE						SPACE	58	
59	SPACE						SPACE	60	

VOLTAGE: 120/208 PHASE: 3 WIRE: 4 BREAKER I.C.: 14 kA
 MAIN BREAKER: - MAINS: 225A FEEDER: 4 #1/0 AWG
 MOUNTING: NEMA 3R ENCLOSURE LOCATION: NORTH PROPERTY LINE
 FED FROM: GARAGE CDP-B

NOTES: -
-
-



NO.	REVISION/DESCRIPTION	BY	DATE
E	ISSUED FOR ADDENDUM No.1	SCK	07/17/14
D	ISSUED FOR TENDER	SCK	07/11/02
C	ISSUED FOR FINAL REVIEW	SCK	07/08/09
B	ISSUED FOR 100% REVIEW	SCK	07/06/12
A	ISSUED FOR CLIENT REVIEW	QL	07/06/17

SEALS





DRAWN BY SCK CHECKED BY - APPROVED -
DATE 2007.05.09 USER APPROVAL

CITY OF WINNIPEG
PLANNING, PROPERTY &
DEVELOPMENT DEPARTMENT
CIVIC ACCOMMODATIONS DIVISION
300 - 65 GARRY ST. R5C 4K4

PROJECT
CONSTRUCTION OF OFFICE/GARAGE
RENOVATIONS & STORAGE BUILDING
AT 1539 WAVERLEY STREET
1539 Waverley Street, Winnipeg, MB.

SHEET TITLE
ELECTRICAL
SITE PLAN - NORTH PARKING LOT DETAILS
AND SCHEDULES



SCALE 1:500 PROJECT NO. 0265-395-02 SHEET NO. SITE-E1.2