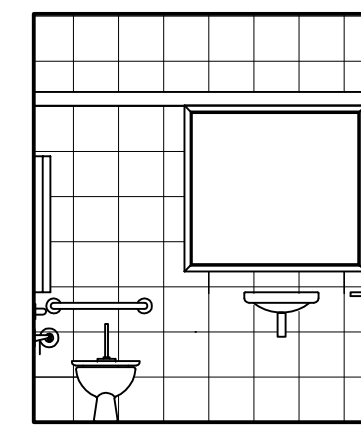
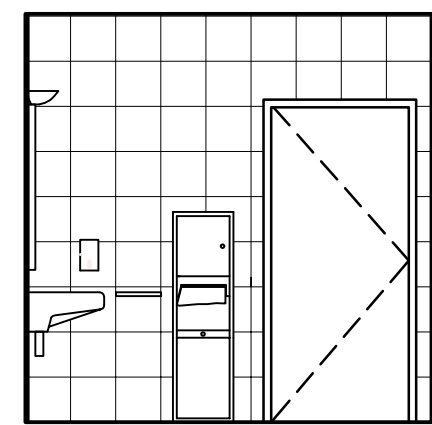



PUBLIC WC MALE 202 - NORTH
SCALE 1/50



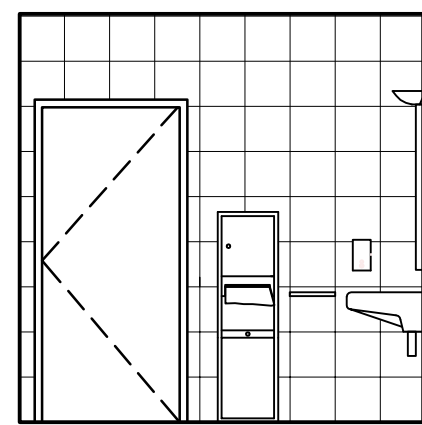
PUBLIC WC MALE 202 - EAST
SCALE 1/50



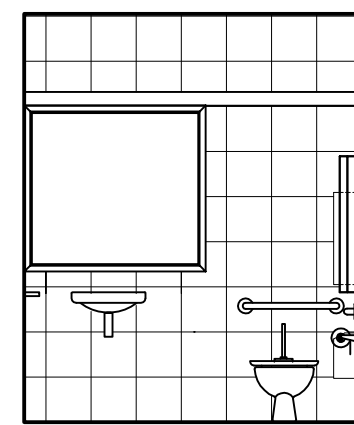
PUBLIC WC MALE 202 - SOUTH
SCALE 1/50



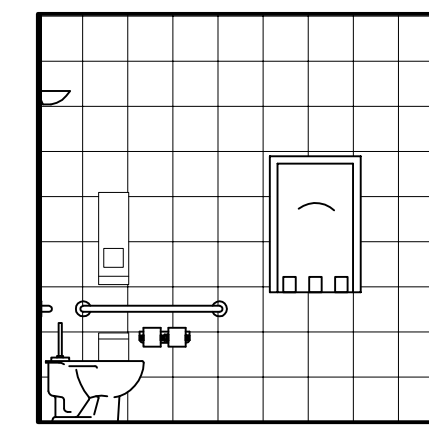
PUBLIC WC MALE 202 - WEST
SCALE 1/50



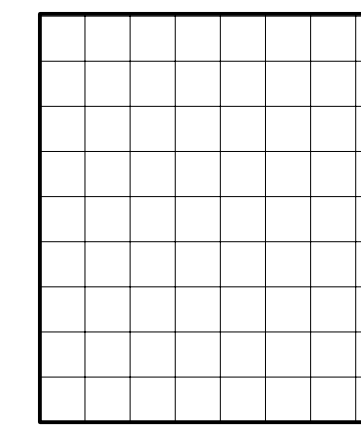
PUBLIC WC FEMALE 203 - NORTH
SCALE 1/50



PUBLIC WC FEMALE 203 - EAST
SCALE 1/50

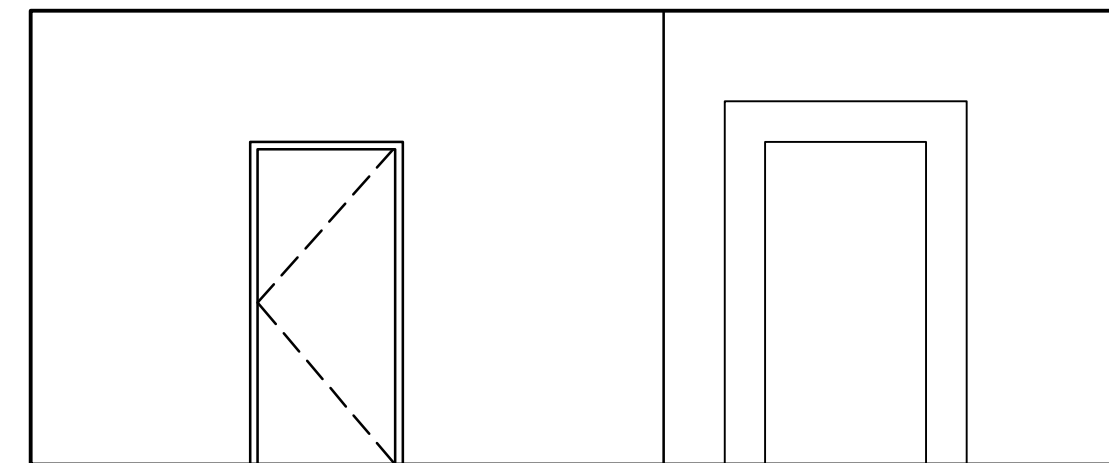


PUBLIC WC FEMALE 203 - SOUTH
SCALE 1/50

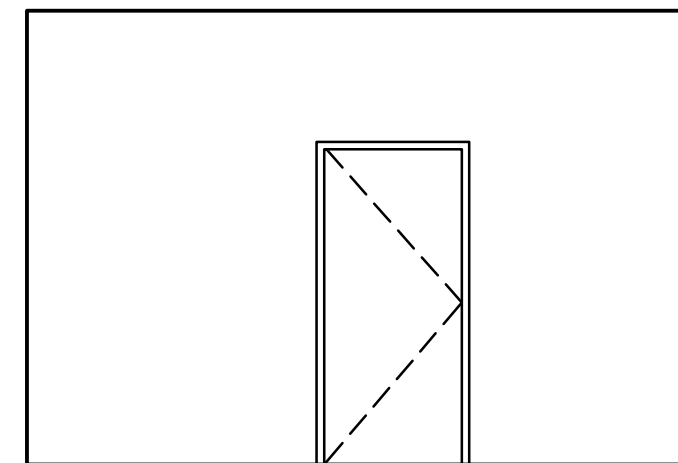


PUBLIC WC FEMALE 203 - WEST
SCALE 1/50

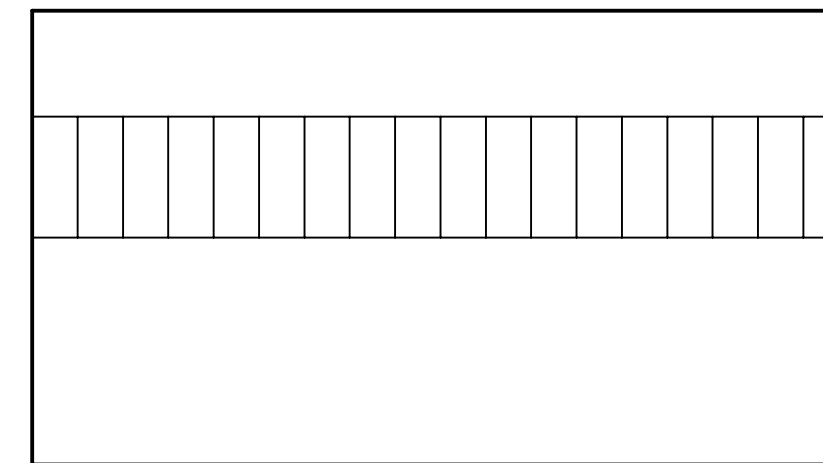
02



ELEVATOR LOBBY - NORTH
SCALE 1/50



ELEVATOR LOBBY - SOUTH
SCALE 1/50



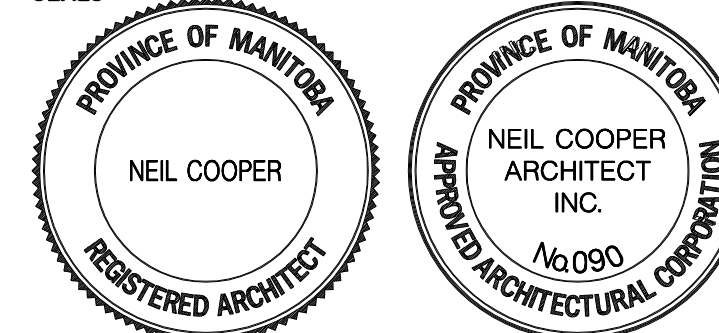
LOCKERS - TYP NORTH & SOUTH
SCALE 1/50

NOTES :

THESE DRAWINGS SHALL NOT BE SCALED.
THE CONTRACTOR SHALL VISIT THE SITE AND SATISFY HIMSELF ALL DIMENSIONS, DATUM, AND DETAILED INFORMATION SHOWN ARE CORRECT.
THE CONTRACTOR IS TO REVIEW AND COORDINATE ALL ARCHITECTURAL, MECHANICAL, ELECTRICAL AND STRUCTURAL DRAWINGS FOR ADDITIONAL OPENINGS THROUGH FLOORS, WALLS, AND CEILINGS FOR DUCT, PIPE & ELECTRICAL RISERS AND ALL OPENINGS NOT SHOWN ON DRAWINGS.
ALL OPENINGS THROUGH FIRE ASSEMBLIES ARE TO BE FIRE STOPPED AND SEALED WITH ULC APPROVED FIRE STOPPING TO MAINTAIN THE INTEGRITY OF THE FIRE SEPARATION, AND PROVIDE A SMOKE-TIGHT BARRIER.
ALL PRODUCTS AND MATERIALS TO BE USED AND INSTALLED SHALL CONFORM WITH MANUFACTURER'S SPECIFICATIONS & APPLICABLE CODES.
THE CONTRACTOR SHALL BE RESPONSIBLE TO PATCH AND MAKE GOOD ALL EXISTING CONSTRUCTION AFFECTED BY THE REMOVAL OF ALL ITEMS FORMING THE PART OF THE RENOVATION WORK.
WHERE NEW FLOORING AND BASE IS TO BE INSTALLED IN EXISTING AREAS (REFER TO FLOOR PLAN AND ROOM SCHEDULE) THE EXISTING FLOORING SURFACE AND BASE MUST BE REMOVED, UNLESS OTHERWISE NOTED. ALL FLOOR SURFACES SHALL BE PREPARED IN ACCORDANCE TO MANUFACTURER'S RECOMMENDATIONS FOR INSTALLATION OF NEW FLOOR.
WHERE PAINTING OF EXISTING WALLS IS INDICATED ON THE ROOM SCHEDULE, THESE WALLS MUST BE CLEANED OF ANY EXISTING WALL COVERING, PATCHED & PREPARED TO ACCEPT NEW MATERIAL, UNLESS OTHERWISE NOTED.

NO.	REVISION/DESCRIPTION	BY	DATE
02	ADDENDUM NO. 1	DG	AUG 10/07
01	ISSUED FOR PERMIT	DG	AUG 09/07
00	ISSUED FOR TENDER	MG	JUL 24/07

SEALS



DRAWN BY	CAD	CHECKED BY	APPROVED
DATE	2007 June 14	USER APPROVAL	

CITY OF WINNIPEG
PLANNING, PROPERTY & DEVELOPMENT DEPARTMENT
CIVIC ACCOMMODATIONS DIVISION
300 - 65 GARRY ST. R3C 4K4

PROJECT
CONSTRUCTION OF
CINDY KLASSEN RECREATION COMPLEX
FACILITY ENHANCEMENT PROJECT
999 Sargent Ave, Winnipeg, MB

SHEET TITLE
SECOND FLOOR
INTERIOR ELEVATIONS

SCALE	PROJECT NO.	SHEET NO.
AS SHOWN	2005-059	A5.6

DRAWING SHEET SIZE: A1 (841mm x 594mm) PLOT 1:1