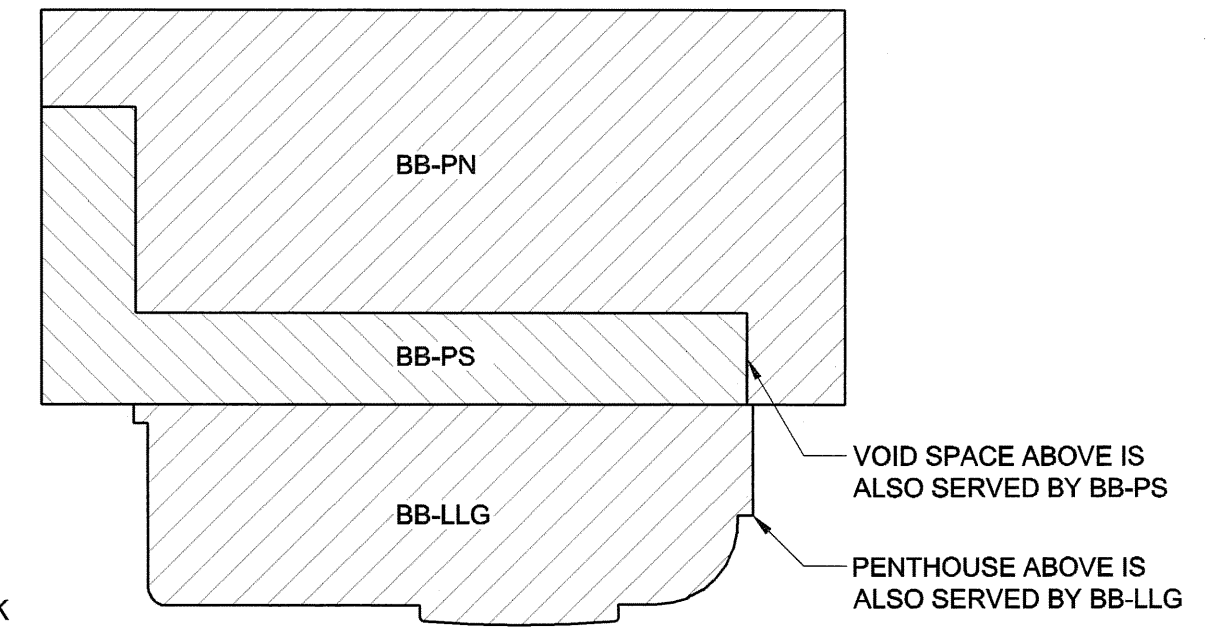
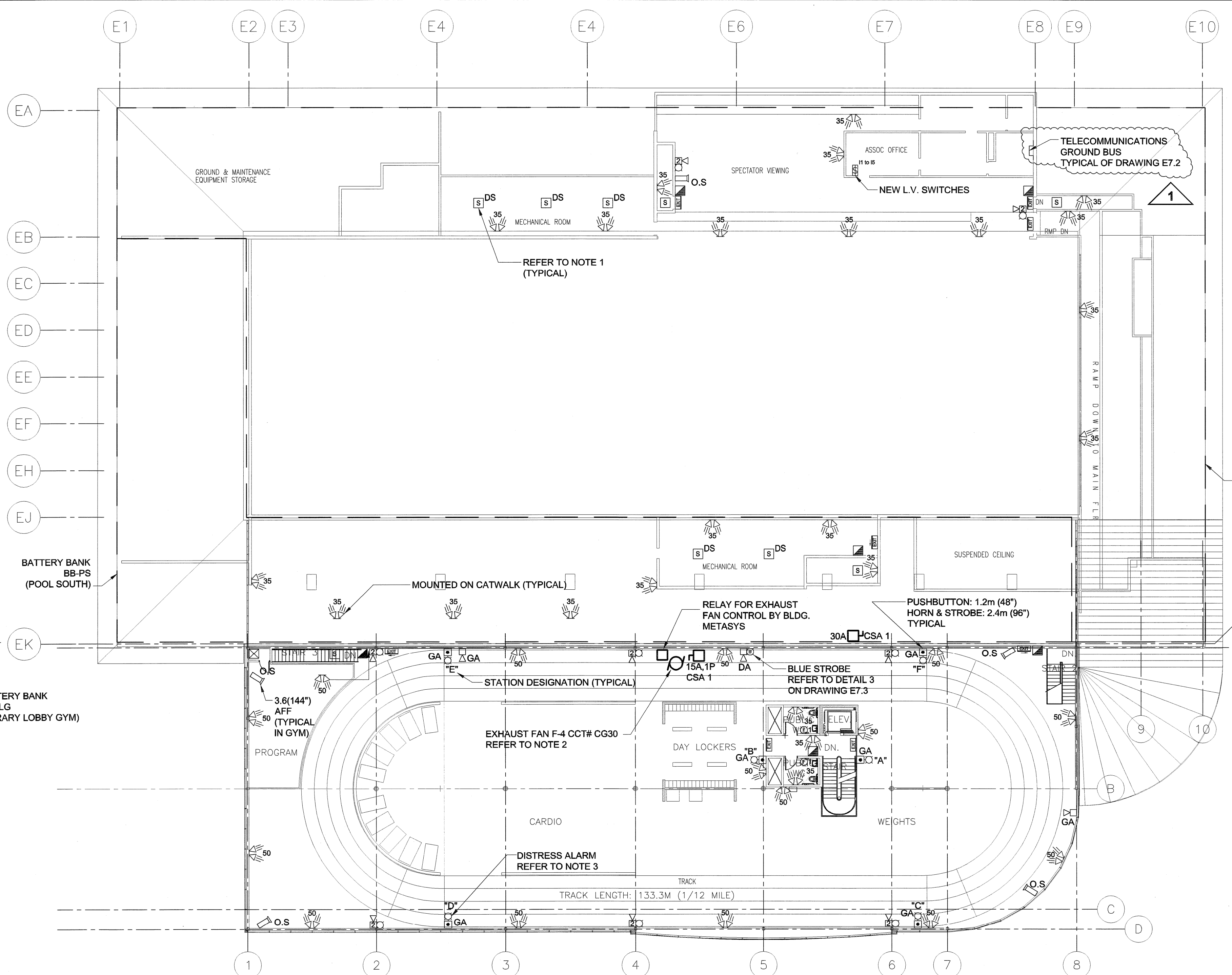


UMA FILE NAME: F983-001-01_01-E-2009_RX.dwg
 DATE: 2007.02.21
 DESCRIPTION: Second Floor Demolition
 PROJECT No: F983-001-01
 ADDRESS: 999 Sargent St. Winnipeg, Manitoba
 PLOT: 07/08/22 2:38:35 PM



- NOTES:
1. DETERMINE AHU WITH DUCT SMOKE DETECTORS AND REPLACE WITH NEW ADDRESSABLE UNITS(TWO EXISTING DUCT SMOKE DETECTORS ON SITE).
 2. EXHAUST FAN DISCONNECT TO BE LOCKABLE 15A, 120V RATED CSA 1 DEVICE BOX. EXHAUST FAN TO BE CONTROLLED BY THE METASYS CONTROLLER. PROVIDE 15A, 120V RELAY IN CSA 1 ENCLOSURE IN CEILING SPACE ADJACENT TO EXHAUST FAN. PROVIDE 2 #12 AWG IN 21C FOR RELAY CONTROL FROM METASYS UNIT.

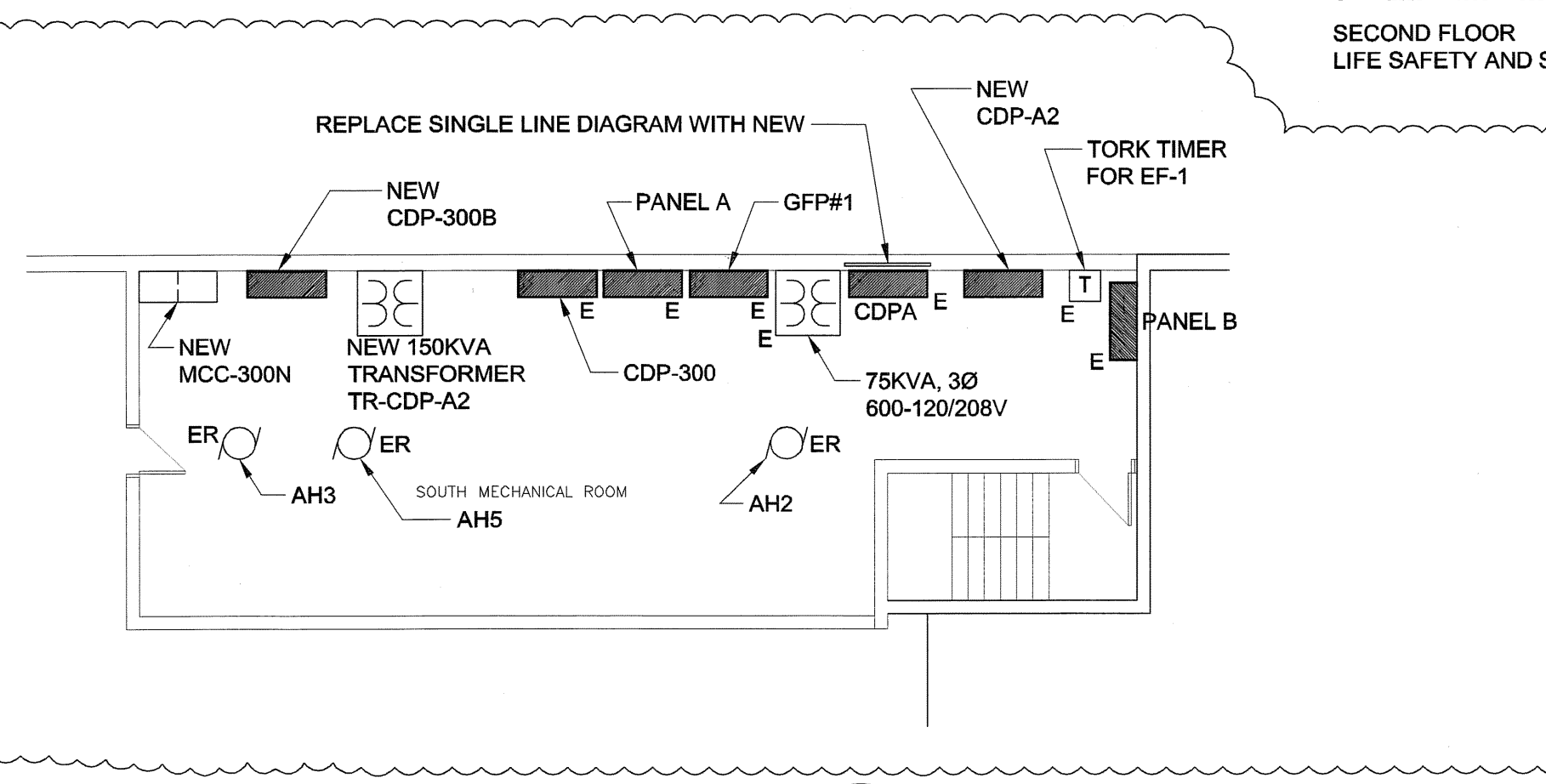


DETAIL
 SCALE: N.T.S.
 SECOND FLOOR AREA SERVED BY BATTERY BANKS

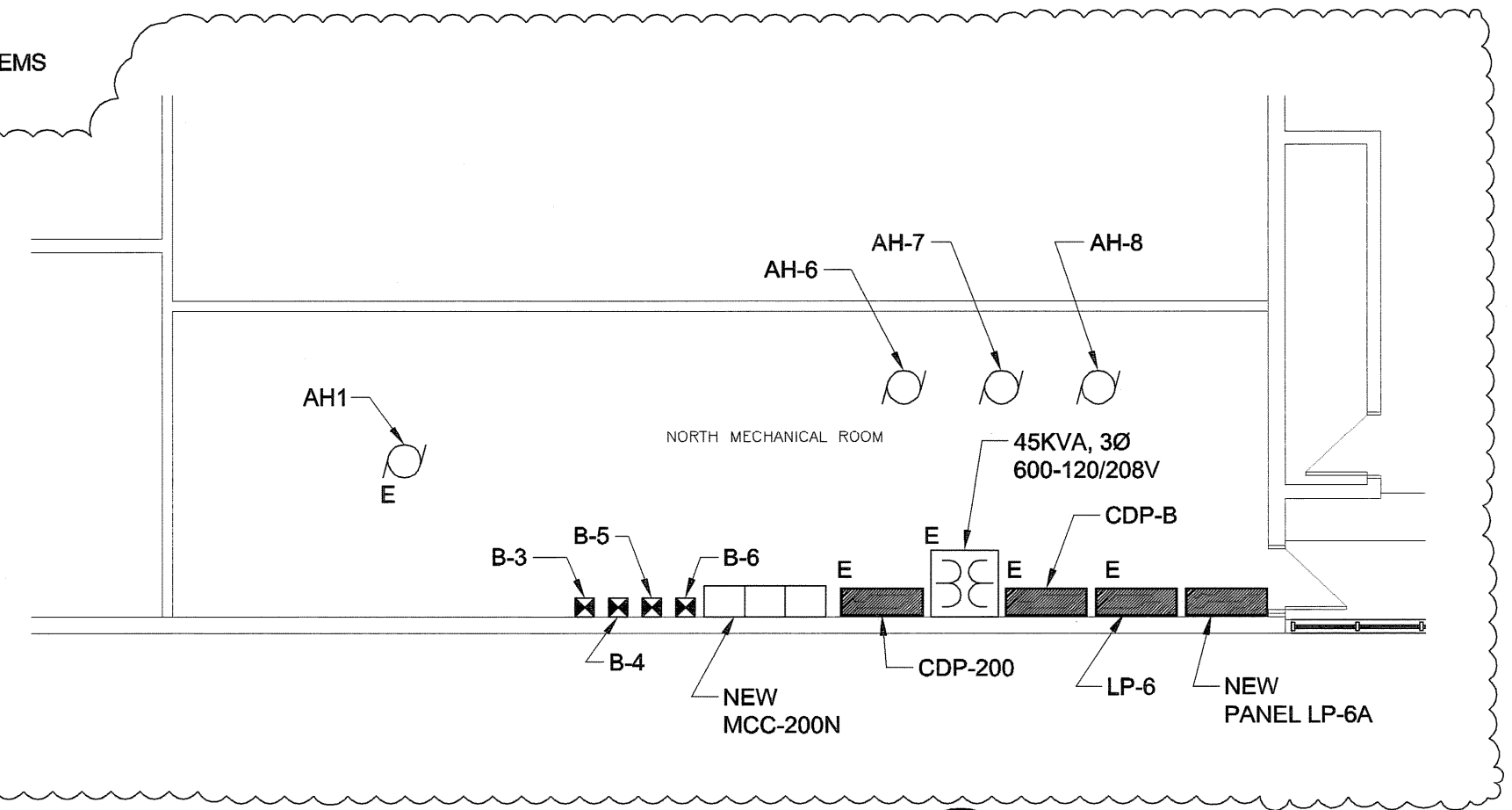
BATTERY BANK BB-PN (POOL NORTH)
 BATTERY BANK BB-LLG (LIBRARY LOBBY GYM)

PLAN
 SCALE 1:200

SECOND FLOOR LIFE SAFETY AND SYSTEMS



DETAIL
 SCALE 1:100
 SOUTH MECHANICAL ROOM



DETAIL
 SCALE 1:100
 NORTH MECHANICAL ROOM

UMA | AECOM
 © 2007 UMA ENGINEERING LTD. ALL RIGHTS RESERVED.

APEGM
 Certificate of Authorization
 UMA Engineering Ltd. (MB)
 No. 256 Date: Aug 21, 2007

DRN	CHK	DES	ENG	IDR
-----	-----	-----	-----	-----

UMA | AECOM REVIEW

NO.	REVISION/DESCRIPTION	BY	DATE
1	ISSUED FOR ADDENDUM #2	QL	07/08/21
0	ISSUED FOR TENDER	QL	07/07/23

SEALS

PROVINCE OF MANITOBA
 S.K.
 SMART
 Member
 20996
 Aug 21, 2007
 REGISTERED PROFESSIONAL ENGINEER

DRAWN BY: QL
 CHECKED BY: USER APPROVAL
 DATE: 2007.02.21

CITY OF WINNIPEG
 PLANNING, PROPERTY & DEVELOPMENT DEPARTMENT
 CIVIC ACCOMMODATIONS DIVISION
 300 - 65 GARRY ST. R3C 4K4

PROJECT
 Construction of Cindy Klassen Recreation Complex Facility Enhancement Project
 999 Sargent St. Winnipeg, Manitoba

SHEET TITLE
 Electrical
 Second Floor
 Life Safety and Systems

SCALE: 1:200
 PROJECT NO.: 2005-059
 SHEET NO.: E2.9

DRAWING SHEET SIZE: A1 (841mm x 594mm) PLOT 1:1