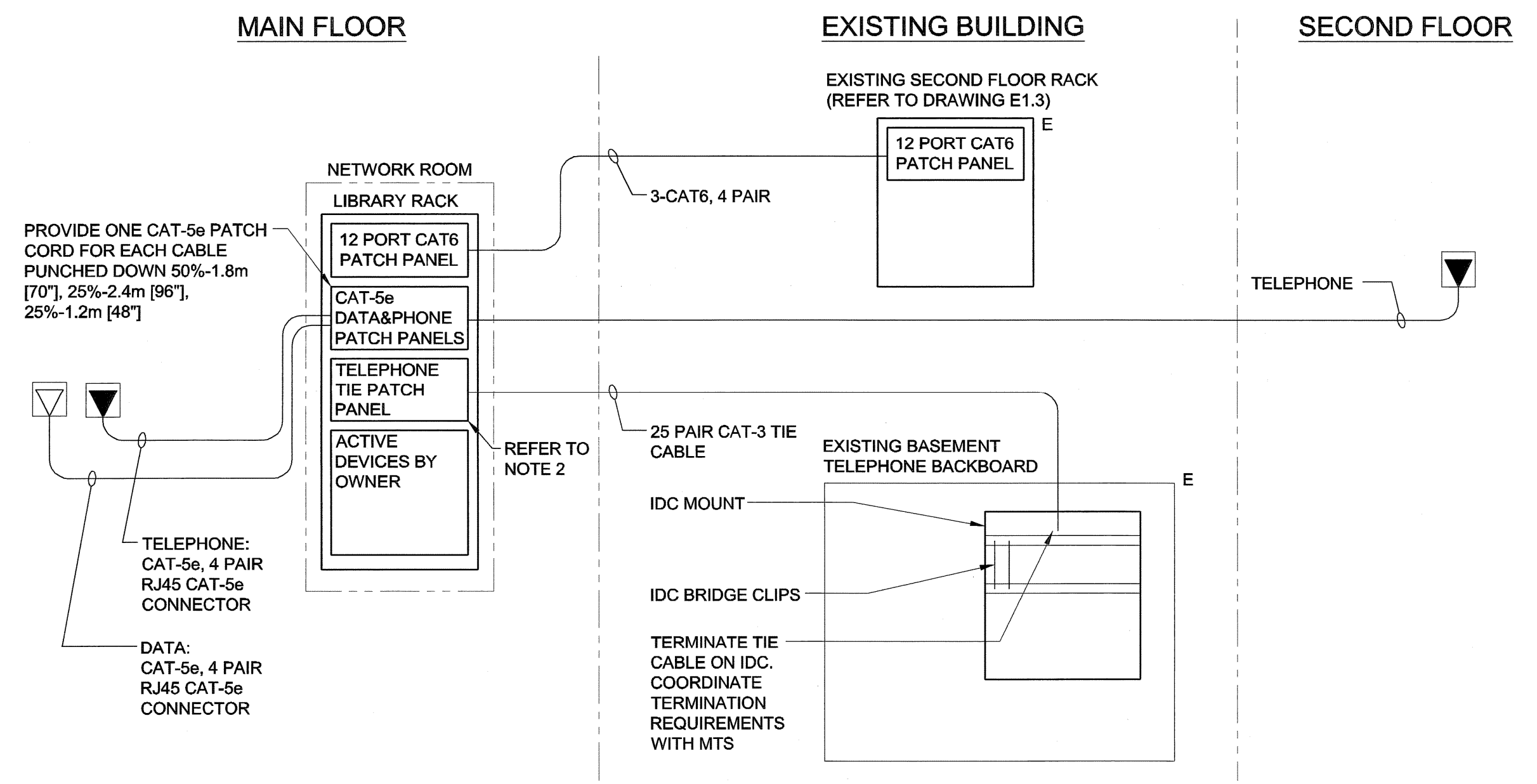
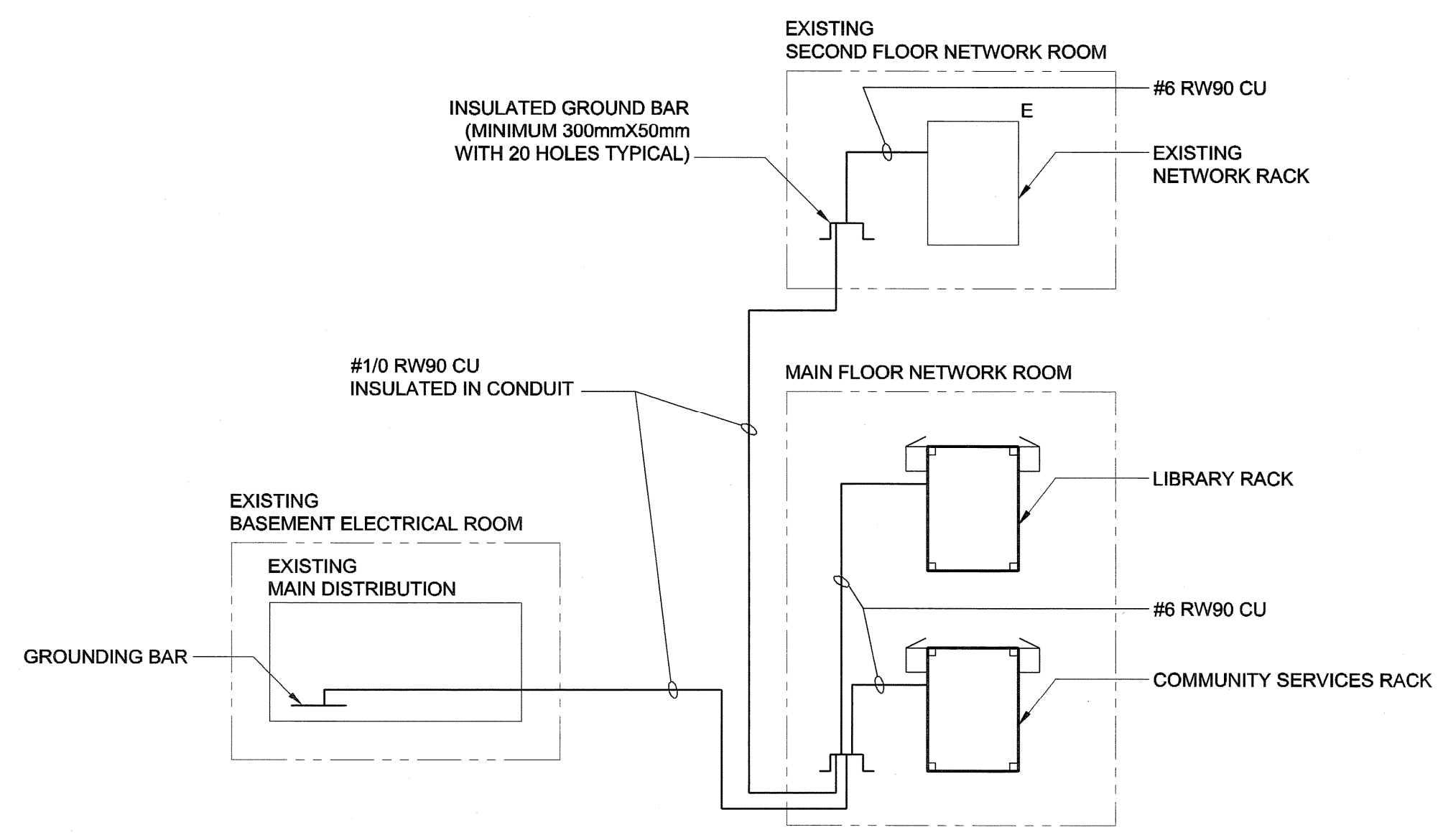


FILE NAME: F963-001-01-E-7002_RX.dwg
 DATE: 2007.02.21
 DESCRIPTION: Second Floor Demolition
 PROJECT No: F963-001-01
 ADDRESS: 999 Sargent St. Winnipeg, Manitoba
 PLOT: 07/08/22 2:35:17 PM
 UMA FILE NAME: F963-001-01-E-7002_RX.dwg

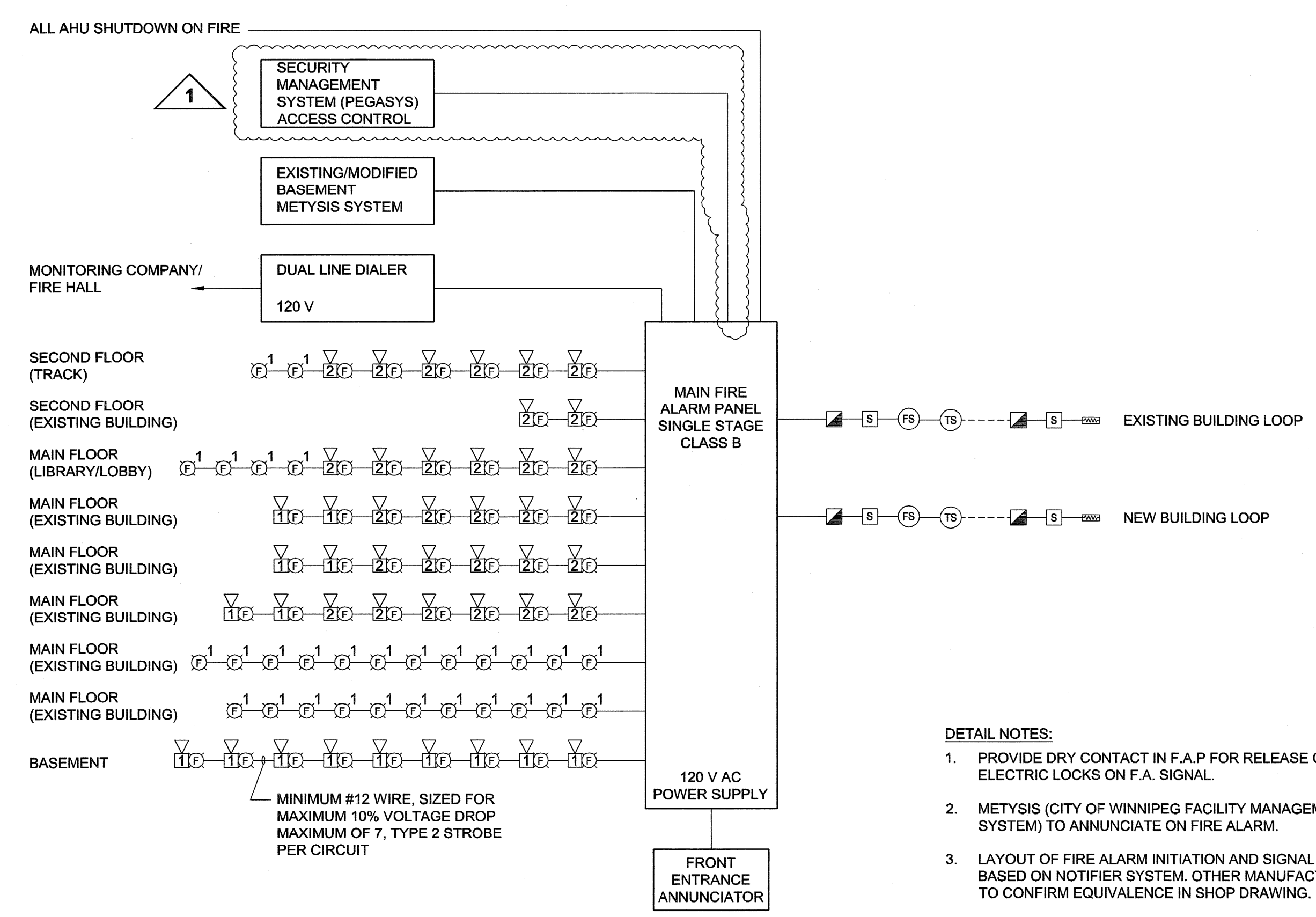


- DETAIL NOTES:**
1. PROVIDE CABLE MARKERS AT BOTH ENDS OF CABLES. PROVIDE LABELS ON FACEPLATE ADJACENT TO OUTLETS. LABELLING SCHEME TO BE IN ACCORDANCE WITH EIA/TIA STANDARDS.
 2. OWNER TO CONFIRM NUMBER OF DUAL LINE (DUAL PAIR) OUTLETS PUNCH DOWN.

DETAIL 1
 SCALE: N.T.S.
 TELEPHONE AND COMPUTER NETWORK CONNECTION DIAGRAM



DETAIL 2
 SCALE: N.T.S.
 TELECOMMUNICATIONS GROUNDING SYSTEM



- DETAIL NOTES:**
1. PROVIDE DRY CONTACT IN F.A.P FOR RELEASE OF ELECTRIC LOCKS ON F.A. SIGNAL.
 2. METYSIS (CITY OF WINNIPEG FACILITY MANAGEMENT SYSTEM) TO ANNUNCIATE ON FIRE ALARM.
 3. LAYOUT OF FIRE ALARM INITIATION AND SIGNAL DEVICES BASED ON NOTIFIER SYSTEM. OTHER MANUFACTURERS TO CONFIRM EQUIVALENCE IN SHOP DRAWING.

DETAIL 3
 SCALE: N.T.S.
 FIRE ALARM SCHEMATIC

UMA | AECOM

© 2007 UMA ENGINEERING LTD. ALL RIGHTS RESERVED.

APEGM
 Certificate of Authorization
 UMA Engineering Ltd. (MB)
 No. 256 Date: Aug 21, 2007

DRN	CHK	DES	ENG	IDR

UMA | AECOM REVIEW

NO.	REVISION/DESCRIPTION	BY	DATE
1	ISSUED FOR ADDENDUM #2	QL	07/08/21
0	ISSUED FOR TENDER	QL	07/07/23

SEALS

PROVINCE OF MANITOBA
 S. K. SMART
 Member
 20996
 Aug 21, 2007
 REGISTERED PROFESSIONAL ENGINEER

DRAWN BY: QL
 CHECKED BY: USER APPROVAL
 DATE: 2007.02.21

CITY OF WINNIPEG
 PLANNING, PROPERTY & DEVELOPMENT DEPARTMENT
 CIVIC ACCOMMODATIONS DIVISION
 300 - 65 GARRY ST. R3C 4K4

PROJECT
 Construction of Cindy Klassen Recreation Complex Facility Enhancement Project
 999 Sargent St. Winnipeg, Manitoba

SHEET TITLE
 Electrical Details

SCALE N.T.S.	PROJECT NO. 2005-059	SHEET NO. E7.2
-----------------	-------------------------	-------------------

DRAWING SHEET SIZE: A1 (841mm x 594mm) PLOT 1:1