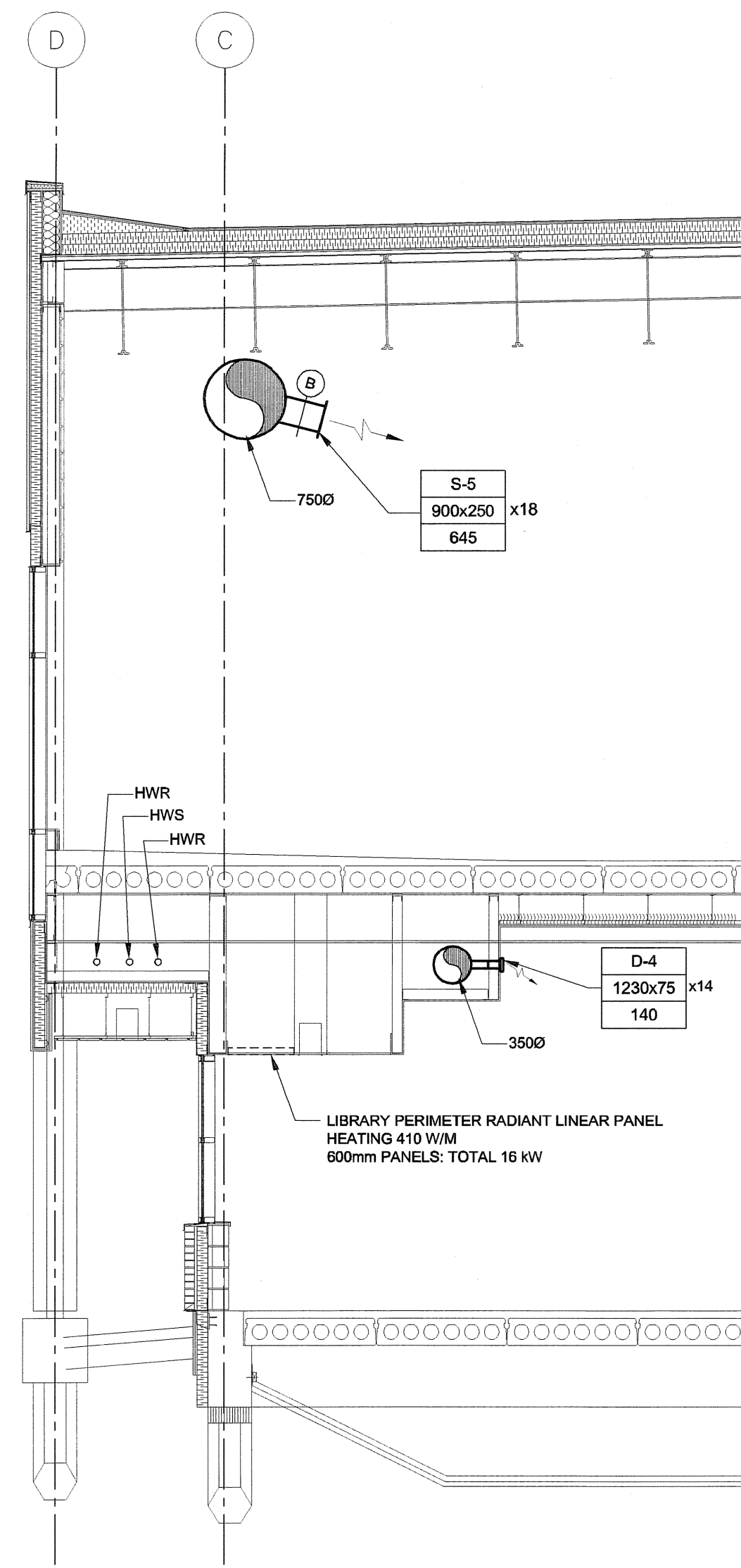
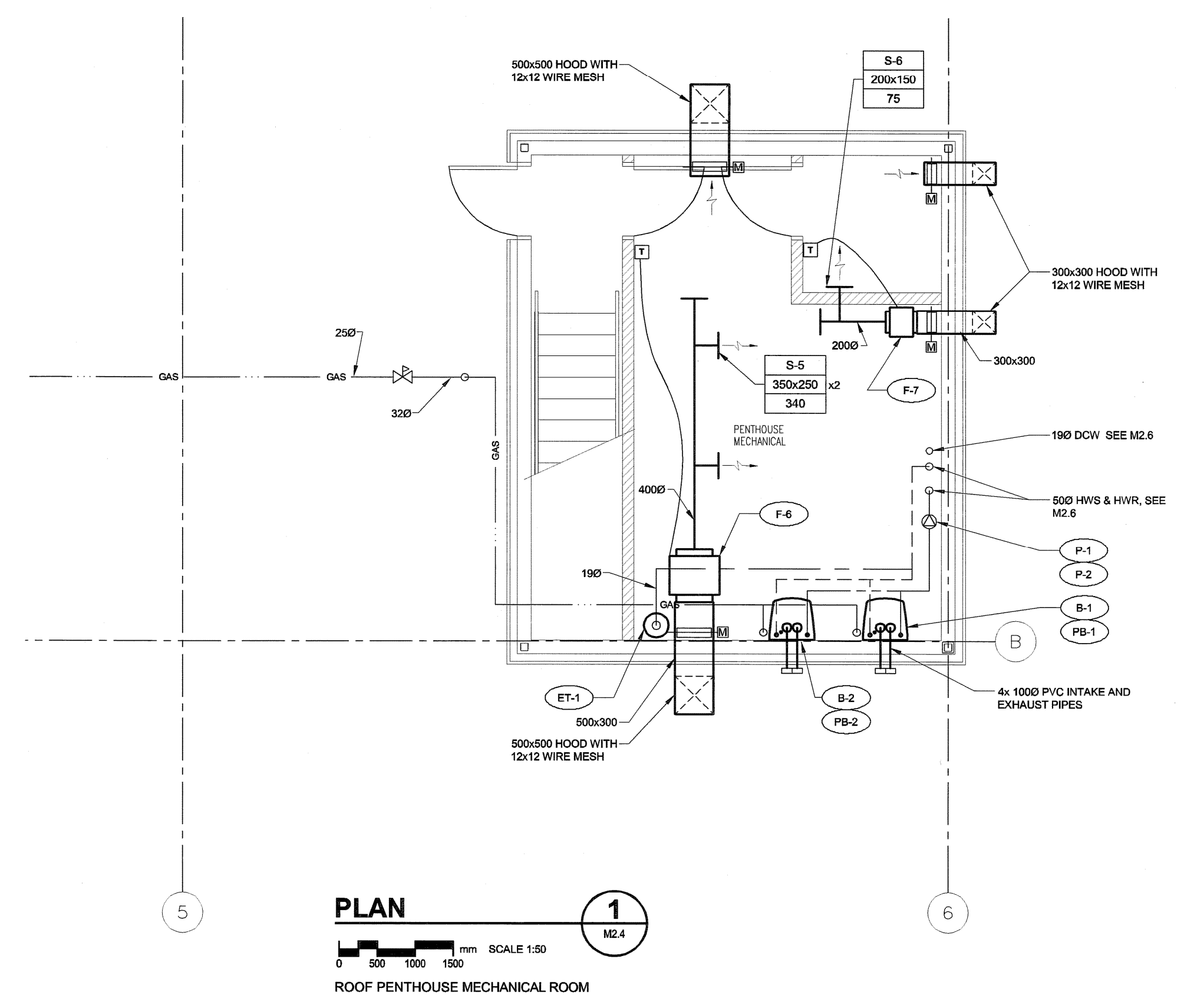


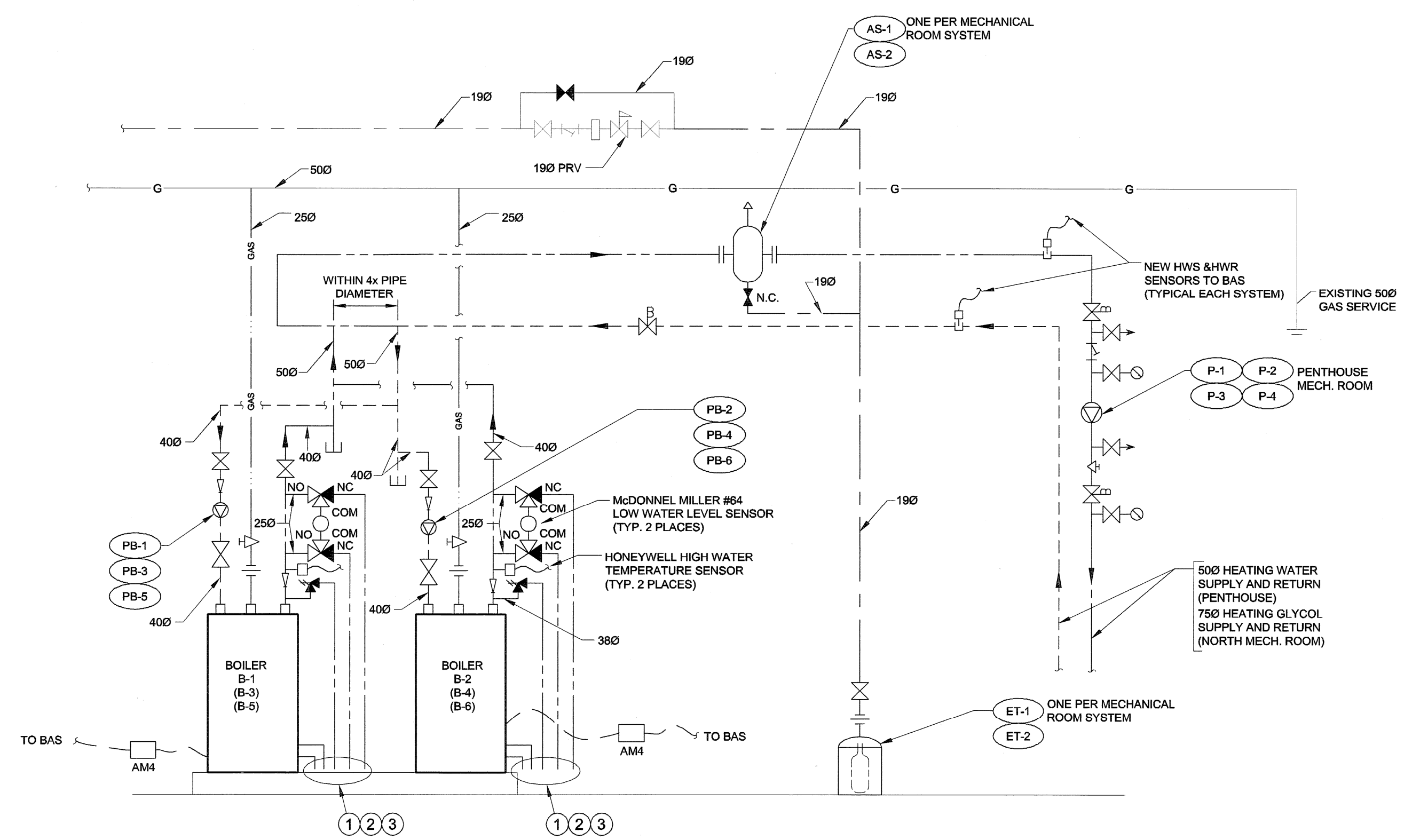
UMA FILE NAME: F963-001-01-14-401_EX.dwg
 DATE: 2007.02.21
 DESCRIPTION: Main And Second Floor Sections New Construction
 PROJECT No: F963-001-01
 ADDRESS: 999 Sargent St. Winnipeg, Manitoba
 PLOT: 07/09/22 2:35:07 PM



SECTION
 SCALE 1:50
 MAIN AND SECOND FLOOR HVAC



PLAN
 SCALE 1:50
 ROOF PENTHOUSE MECHANICAL ROOM



BOILER SCHEMATIC
 SCALE: N.T.S.
 PENTHOUSE MECHANICAL ROOM - USE 2 MODULES (B-1/B-2)
 NORTH END MECHANICAL ROOM - USE 4 MODULES (B-3 TO B-6)

- NOTES:**
- 1 EXTEND PIPES TO DISCHARGE AT EXISTING HUB DRAIN
 - 2 PROVIDE 13 PVC PIPE FOR CONDENSATE DRAIN
 - 3 INSTALLATION TO BE AS PER MANUFACTURER'S RECOMMENDATIONS

UMA | AECOM

© 2007 UMA ENGINEERING LTD. ALL RIGHTS RESERVED.

APECM
 Certificate of Authorization
 UMA Engineering Ltd. (MB)
 No. 256 Date: 07/09/22

DRN CHK DES/ENG DR
 UMA | AECOM REVIEW

0	ISSUED FOR ADDENDUM #2	RJP	07/08/21
NO.	REVISION/DESCRIPTION	BY	DATE

SEALS

PROVINCE OF MANITOBA
 22 2007
 B.M. PETERSON
 REGISTERED PROFESSIONAL ENGINEER

DRAWN BY: RJP CHECKED BY: USER APPROVAL
 DATE: 2007.07.17

CITY OF WINNIPEG
 PLANNING, PROPERTY & DEVELOPMENT DEPARTMENT
 CIVIC ACCOMMODATIONS DIVISION
 300 - 65 GARRY ST. R3C 4K4

PROJECT
 Cindy Klassen Recreation Complex & Library
 Facility Enhancement Project

999 Sargent St. Winnipeg, Manitoba

SHEET TITLE
 Mechanical
 Sections And Details
 New Construction

SCALE AS NOTED	PROJECT NO. 2005-059	SHEET NO. M4.1
-------------------	-------------------------	-------------------

DRAWING SHEET SIZE: A1 (841mm x 594mm) PLOT 1:1