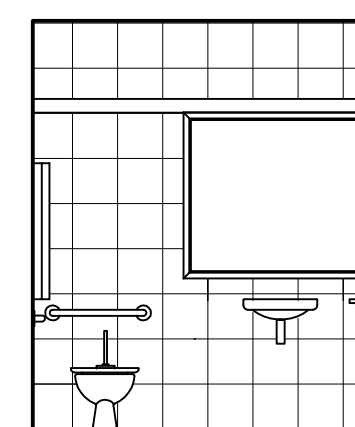
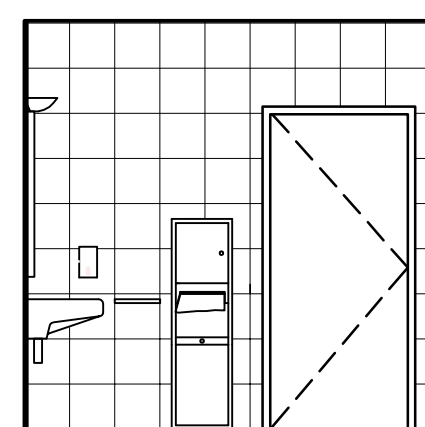



PUBLIC WC 202 - NORTH  
SCALE 1/50



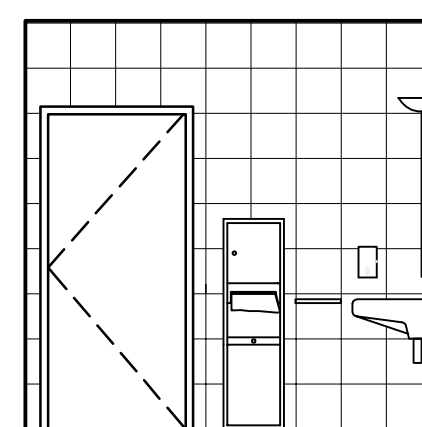
PUBLIC WC 202 - EAST  
SCALE 1/50



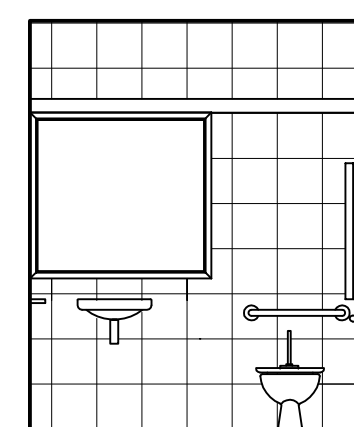
PUBLIC WC 202 - SOUTH  
SCALE 1/50



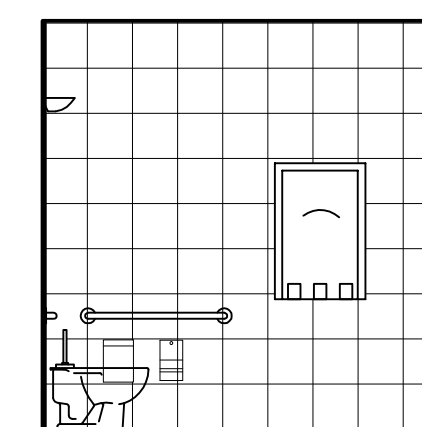
PUBLIC WC 202 - WEST  
SCALE 1/50




PUBLIC WC 203 - NORTH  
SCALE 1/50



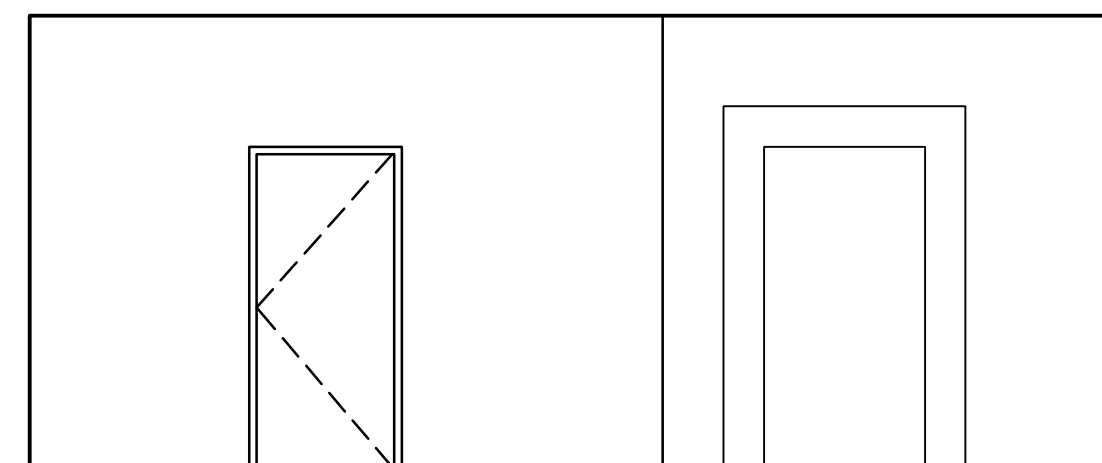
PUBLIC WC 203 - EAST  
SCALE 1/50



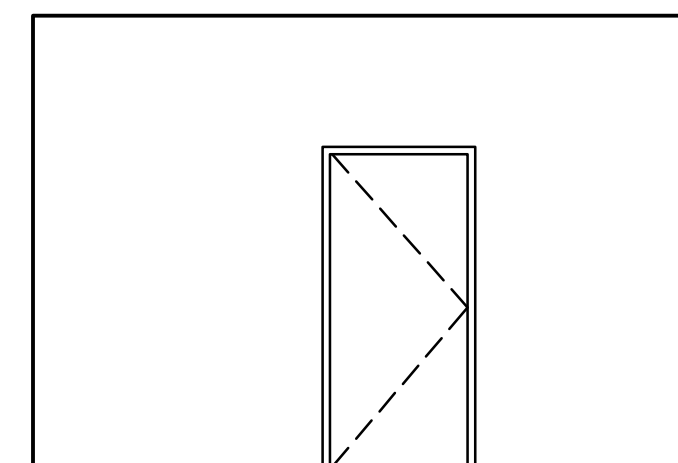
PUBLIC WC 203 - SOUTH  
SCALE 1/50



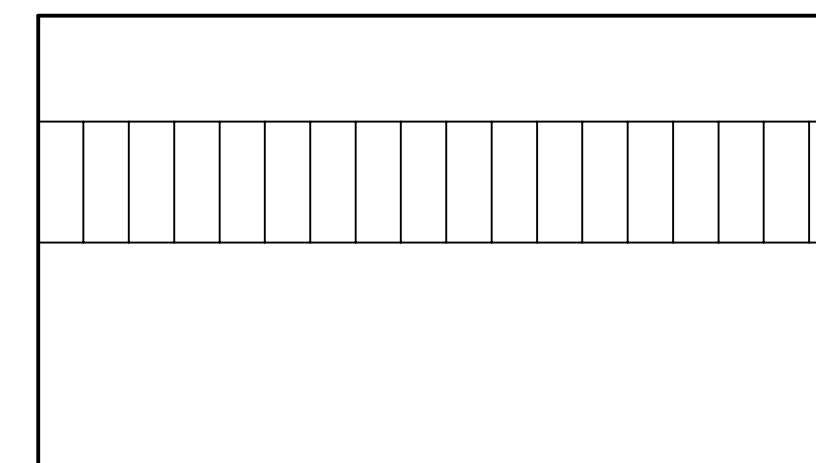
PUBLIC WC 3203 - WEST  
SCALE 1/50



ELEVATOR LOBBY - NORTH  
SCALE 1/50



ELEVATOR LOBBY - SOUTH  
SCALE 1/50



LOCKERS - TYP NORTH & SOUTH  
SCALE 1/50

**NOTES :**

THESE DRAWINGS SHALL NOT BE SCALED.

THE CONTRACTOR SHALL VISIT THE SITE AND SATISFY ONESELF ALL DIMENSIONS, DATUM, AND DETAILED INFORMATION SHOWN ARE CORRECT.

THE CONTRACTOR IS TO REVIEW AND COORDINATE ALL ARCHITECTURAL, MECHANICAL, ELECTRICAL AND STRUCTURAL DRAWINGS FOR ADDITIONAL OPENINGS THROUGH FLOORS, WALLS, AND CEILINGS FOR DUCT, PIPE & ELECTRICAL RISERS AND ALL OPENINGS NOT SHOWN ON DRAWINGS.

ALL OPENINGS THROUGH FIRE ASSEMBLIES ARE TO BE FIRE STOPPED AND SEALED WITH ULC APPROVED FIRE STOPPING TO MAINTAIN THE INTEGRITY OF THE FIRE SEPARATION, AND PROVIDE A SMOKE-TIGHT BARRIER.

ALL PRODUCTS AND MATERIALS TO BE USED AND INSTALLED SHALL CONFORM WITH MANUFACTURER'S SPECIFICATIONS & APPLICABLE CODES.

THE CONTRACTOR SHALL BE RESPONSIBLE TO PATCH AND MAKE GOOD ALL EXISTING CONSTRUCTION AFFECTED BY THE REMOVAL OF ALL ITEMS FORMING THE PART OF THE RENOVATION WORK.

WHERE NEW FLOORING AND BASE IS TO BE INSTALLED IN EXISTING AREAS (REFER TO FLOOR PLAN AND ROOM SCHEDULE) THE EXISTING FLOORING SURFACE AND BASE MUST BE REMOVED, UNLESS OTHERWISE NOTED. ALL FLOOR SURFACES SHALL BE PREPARED IN ACCORDANCE TO MANUFACTURER'S RECOMMENDATIONS FOR INSTALLATION OF NEW FLOOR.

WHERE PAINTING OF EXISTING WALLS IS INDICATED ON THE ROOM SCHEDULE, THESE WALLS MUST BE CLEANED OF ANY EXISTING WALL COVERING, PATCHED & PREPARED TO ACCEPT NEW MATERIAL, UNLESS OTHERWISE NOTED.

NO.	REVISION/DESCRIPTION	BY	DATE
00	ISSUED FOR TENDER	MG	JUL 24/07

DRAWN BY	CAD	CHECKED BY	APPROVED
DATE	2007 June 14	USER	APPROVAL

**CITY OF WINNIPEG**  
 PLANNING, PROPERTY &  
 DEVELOPMENT DEPARTMENT  
 CIVIC ACCOMMODATIONS DIVISION  
 300 - 65 GARRY ST. R3C 4K4

**PROJECT**  
 CONSTRUCTION OF  
 CINDY KLASSEN RECREATION COMPLEX  
 FACILITY ENHANCEMENT PROJECT  
 999 Sargent Ave, Winnipeg, MB

**SHEET TITLE**  
 SECOND FLOOR  
 INTERIOR ELEVATIONS

SCALE	PROJECT NO.	SHEET NO.
AS SHOWN	2005-059	A5.6