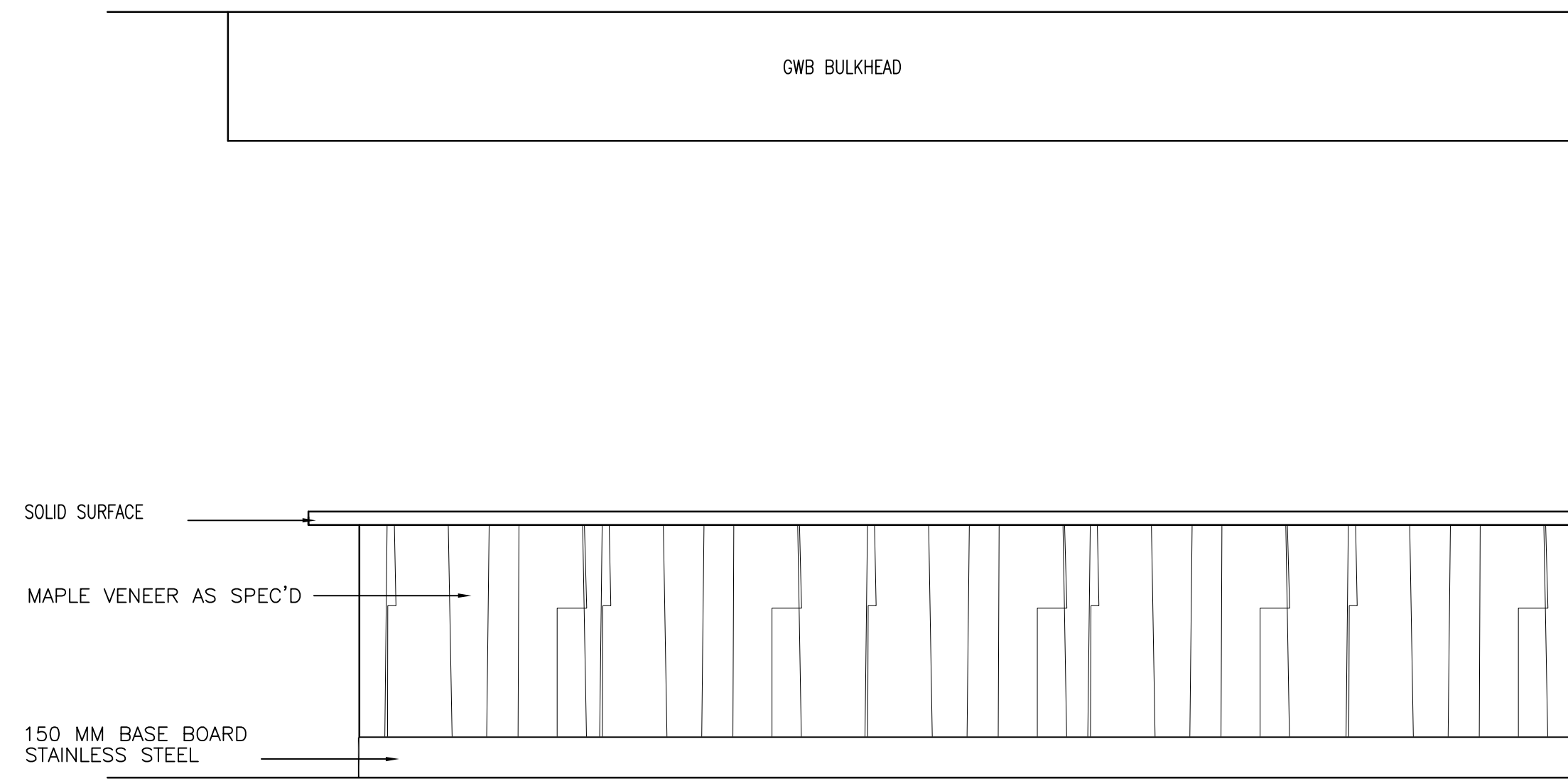
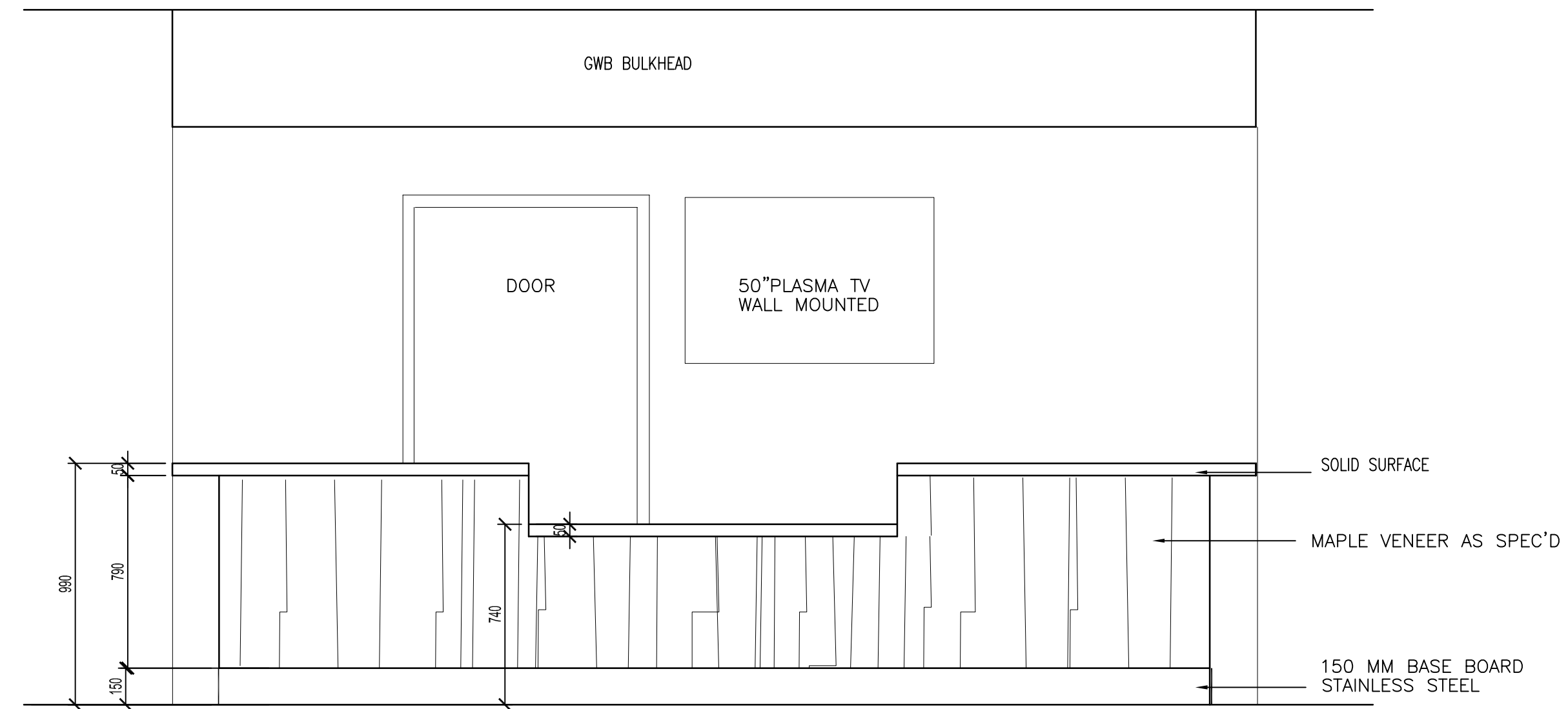


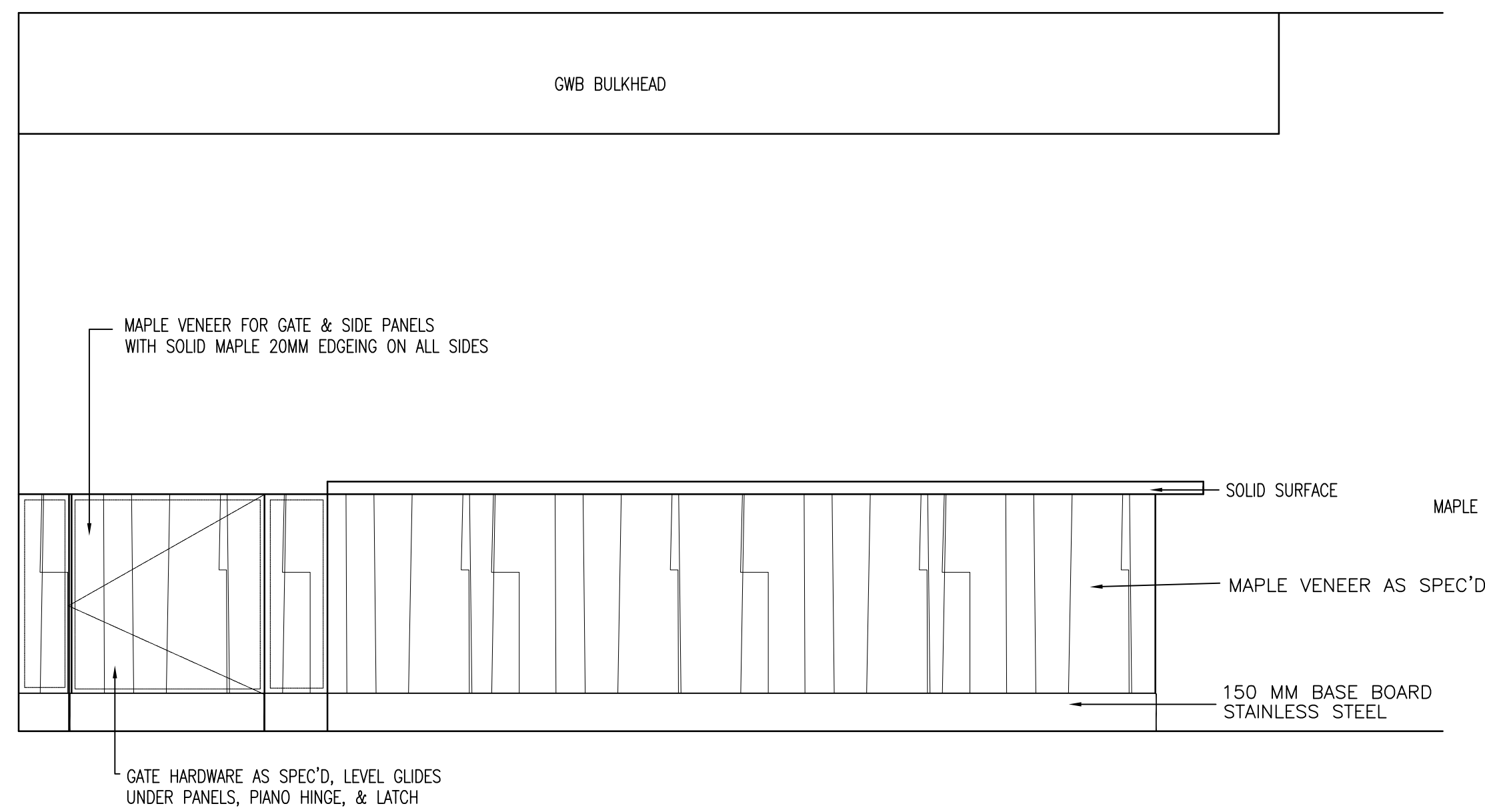
ADDRESS: 999 Sargent Ave, Winnipeg, MB PROJECT No: 06024 DATE: 2007 Feb 15 FILE NAME: 06024-A7.1.dwg A7.11 DESCRIPTION: DUTY DESK PLAN, ELEVATIONS & SECTIONS



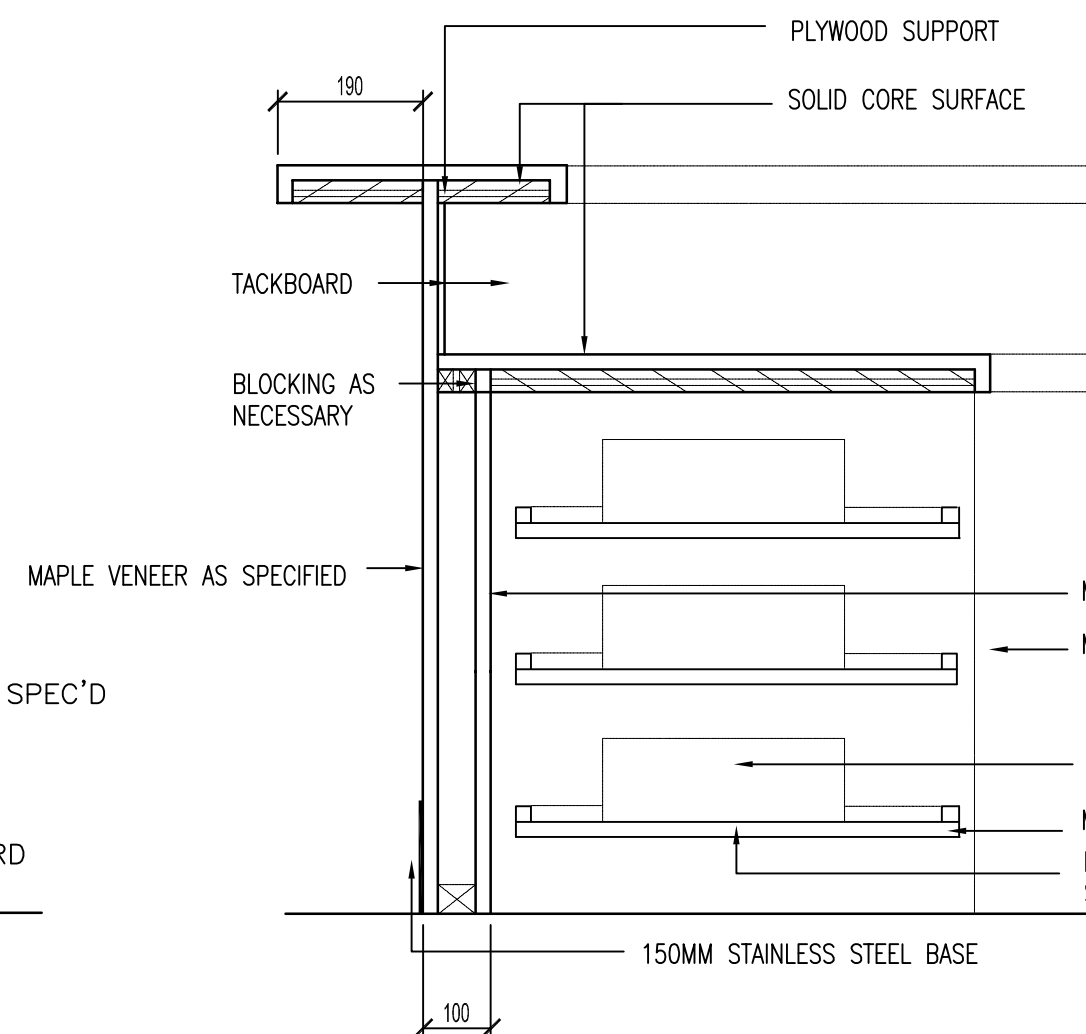
13 CONTROL DESK ELEVATION
A7.10/A7.11 SCALE: 1:20



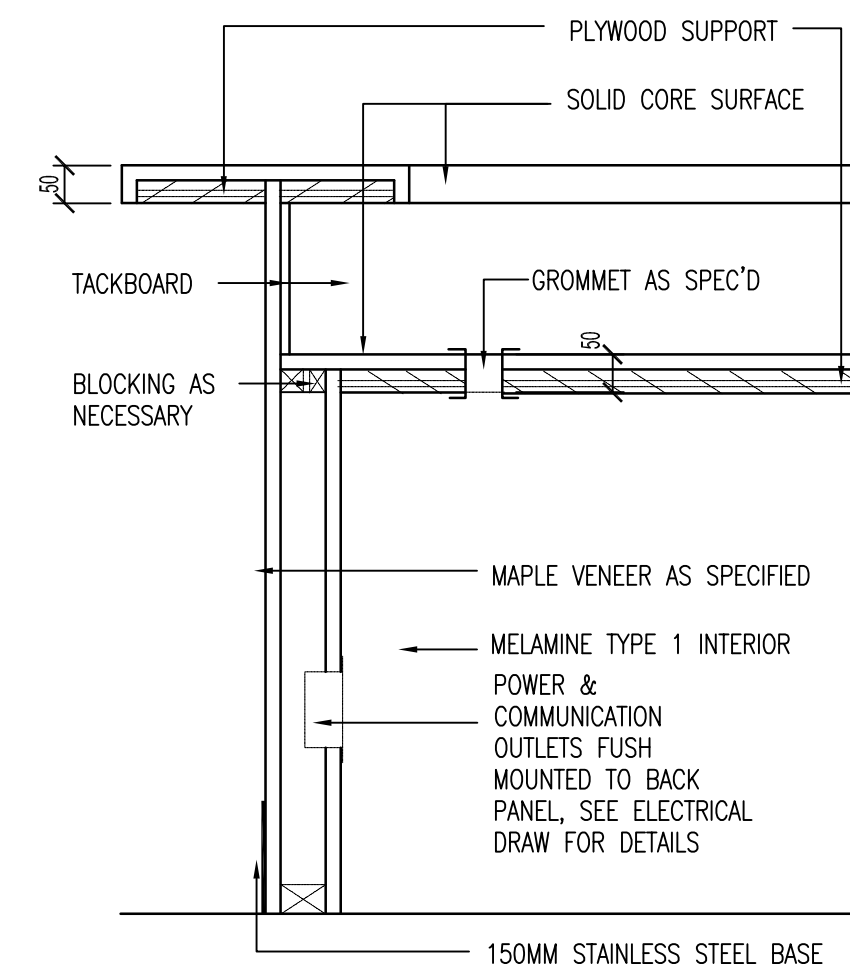
14 CONTROL DESK ELEVATION
A7.10/A7.11 SCALE: 1:20



15 CONTROL DESK ELEVATION
A7.10/A7.11 SCALE: 1:20



12 CONTROL DESK SECTION
A7.10/A7.11 SCALE: 1:10



13 CONTROL DESK SECTION
A7.10/A7.11 SCALE: 1:10

NOTES :
 THESE DRAWINGS SHALL NOT BE SCALED.
 THE CONTRACTOR SHALL VISIT THE SITE AND SATISFY HIMSELF ALL DIMENSIONS, DATUM, AND DETAILED INFORMATION SHOWN ARE CORRECT.
 THE CONTRACTOR IS TO REVIEW AND COORDINATE ALL ARCHITECTURAL, MECHANICAL, ELECTRICAL AND STRUCTURAL DRAWINGS FOR ADDITIONAL OPENINGS THROUGH FLOORS, WALLS, AND CEILINGS FOR DUCT, PIPE & ELECTRICAL RISERS AND ALL OPENINGS NOT SHOWN ON DRAWINGS.
 ALL OPENINGS THROUGH FIRE ASSEMBLIES ARE TO BE FIRE STOPPED AND SEALED WITH ULC APPROVED FIRE STOPPING TO MAINTAIN THE INTEGRITY OF THE FIRE SEPARATION, AND PROVIDE A SMOKE-TIGHT BARRIER.
 ALL PRODUCTS AND MATERIALS TO BE USED AND INSTALLED SHALL CONFORM WITH MANUFACTURER'S SPECIFICATIONS & APPLICABLE CODES.
 THE CONTRACTOR SHALL BE RESPONSIBLE TO PATCH AND MAKE GOOD ALL EXISTING CONSTRUCTION AFFECTED BY THE REMOVAL OF ALL ITEMS FORMING THE PART OF THE RENOVATION WORK.
 WHERE NEW FLOORING AND BASE IS TO BE INSTALLED IN EXISTING AREAS (REFER TO FLOOR PLAN AND ROOM SCHEDULE) THE EXISTING FLOORING SURFACE AND BASE MUST BE REMOVED, UNLESS OTHERWISE NOTED. ALL FLOOR SURFACES SHALL BE PREPARED IN ACCORDANCE TO MANUFACTURER'S RECOMMENDATIONS FOR INSTALLATION OF NEW FLOOR.
 WHERE PAINTING OF EXISTING WALLS IS INDICATED ON THE ROOM SCHEDULE, THESE WALLS MUST BE CLEANED OF ANY EXISTING WALL COVERING, PATCHED & PREPARED TO ACCEPT NEW MATERIAL, UNLESS OTHERWISE NOTED.

NO.	REVISION/DESCRIPTION	BY	DATE
00	ISSUED FOR TENDER	MG	JUL 24/07

SEALS

DRAWN BY	CAD	CHECKED BY	APPROVED
		USER	APPROVAL

DATE: 2007 Feb 15

CITY OF WINNIPEG
 PLANNING, PROPERTY &
 DEVELOPMENT DEPARTMENT
 CIVIC ACCOMMODATIONS DIVISION
 300 - 65 GARRY ST. R3C 4K4

PROJECT
 CONSTRUCTION OF
 CINDY KLASSEN RECREATION COMPLEX
 FACILITY ENHANCEMENT PROJECT
 999 Sargent Ave, Winnipeg, MB

SHEET TITLE
 CONTROL DESK
 ELEVATIONS & SECTIONS

SCALE	PROJECT NO.	SHEET NO.
AS SHOWN	2005 - 059	A7.11

DRAWING SHEET SIZE: A1 (841mm x 594mm) PLOT 1:1

Neil Cooper Architect Inc.
 10-395 Berry Street, Winnipeg, Manitoba R3J 1N6