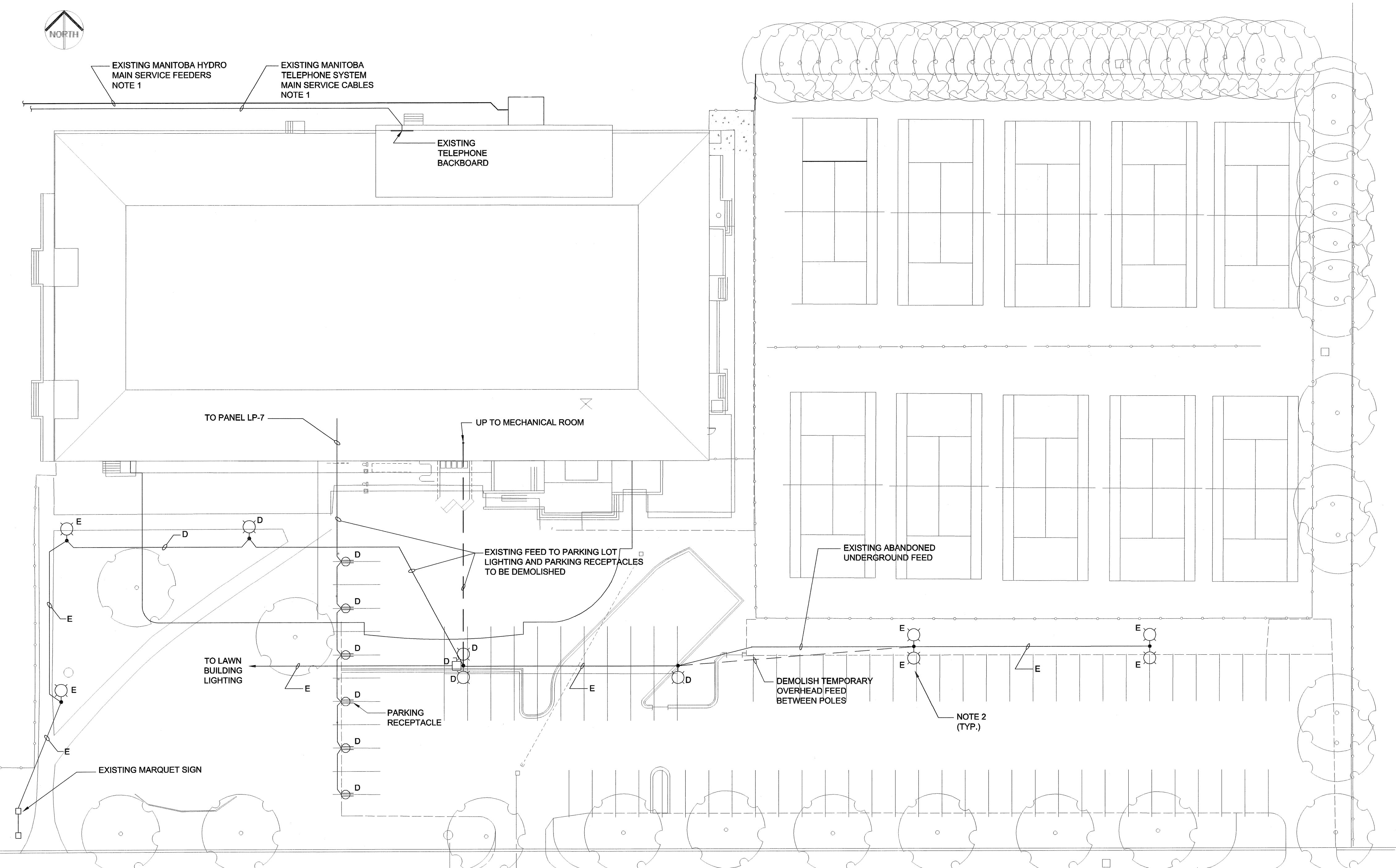
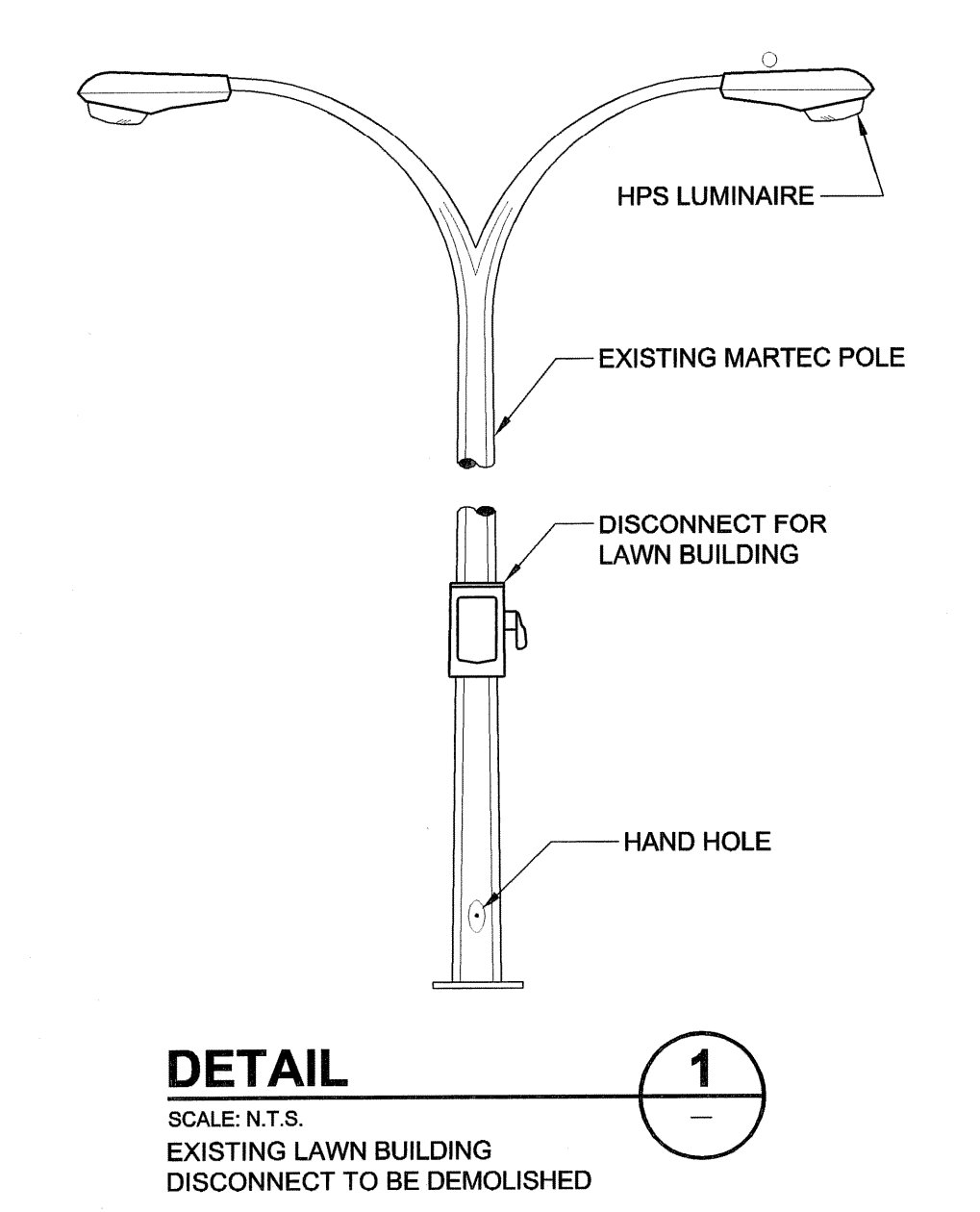


UMA FILE NAME: F963-001-01\_01-E-0001\_RV.dwg  
 DATE: 2007.02.21  
 DESCRIPTION: Site Plan - Demolition  
 PROJECT No: F963-001-01  
 ADDRESS: 999 Sargent St. Winnipeg, Manitoba  
 PLOT: 07/07/20 2:36:08 PM  
 UMA FILE NAME: F963-001-01\_01-E-0001\_RV.dwg

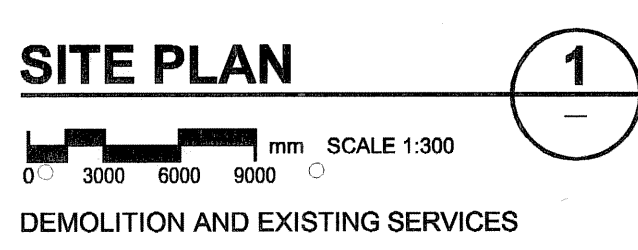


- NOTES:
1. APPROXIMATE LOCATION OF EXISTING ELECTRICAL SERVICES TO SITE.
  2. APPROXIMATE LOCATION OF EXISTING PARKING LIGHT SERVICE.
  3. ALL DEMOLISHED ELECTRICAL FEEDS AND RACEWAY TO BE REMOVED BACK TO POINT OF SUPPLY.
  4. ELECTRICALLY TRACE PARKING LOT TO DETERMINE LOCATION OF EXISTING FEEDS TO: PARKING LOT, PARKING LOT LIGHTING, MARQUE LIGHTING, LIGHTBOWLING ETC.
  5. EXISTING EXTERIOR BUILDING MOUNTED LIGHT IS CONTROLLED BY TIME CLOCK IN NORTH MECHANICAL ROOM (LC-302).
  6. TURN EXISTING DEMOLISHED LIGHTS OVER TO OWNER FOR OWNER TO REUSE.



**LEGEND**

- |   |  |   |   |  |
|---|--|---|---|--|
| <ul style="list-style-type: none"> <li>— 1 — STRIP LUMINAIRE, TYPE 1</li> <li>— 1 — FLUORESCENT LUMINAIRE, TYPE 1</li> <li>⊙ CEILING MOUNTED LUMINAIRE, TYPE 1</li> <li>⊙ WALL MOUNTED LUMINAIRE, TYPE 1</li> <li>EXIT SIGN, SINGLE SIDED</li> <li>EXIT SIGN, DOUBLE SIDED</li> <li>⊙ SINGLE EMERGENCY LIGHTING HEAD</li> <li>⊙ DOUBLE EMERGENCY LIGHTING HEADS</li> <li>⊙ DOUBLE EMERGENCY LIGHTING HEADS WITH BATTERY BANK</li> <li>⊙ LIGHTING SWITCH LINE VOLTAGE</li> <li>⊙ T: TOGGLE LIT IN OFF POSITION</li> <li>⊙ DIMMER SWITCH</li> <li>⊙ LIGHTING SWITCH LOW VOLTAGE</li> <li>⊙ PHOTOCELL</li> <li>⊙ DUPLEX RECEPTACLE</li> <li>⊙ GFI: GROUND FAULT INTERRUPT</li> <li>⊙ QUAD RECEPTACLE</li> <li>⊙ SINGLE RECEPTACLE</li> <li>⊙ SPLIT FED DUPLEX RECEPTACLE</li> <li>⊙ TRANSFORMER</li> </ul> | <ul style="list-style-type: none"> <li>⊗ HARD WIRE CONNECTION</li> <li>⊗ MAGNETIC STARTER</li> <li>⊗ MOTOR AND DISCONNECT SWITCH</li> <li>⊗ DISCONNECT SWITCH</li> <li>⊗ AROUND SYMBOL DENOTES PEDESTAL FLOOR MOUNTED</li> <li>⊗ AROUND SYMBOL DENOTES FLUSH FLOOR MOUNTED</li> <li>⊗ FIRE ALARM HORN/STROBE</li> <li>1: STROBE SET FOR 15 cd</li> <li>2: STROBE SET FOR 95 cd</li> <li>⊗ FIRE ALARM STROBE</li> <li>1: STROBE SET FOR 15 cd</li> <li>2: STROBE SET FOR 95 cd</li> <li>⊗ PULL STATION</li> <li>⊗ HORN</li> <li>⊗ BELL</li> <li>⊗ SMOKE DETECTOR</li> <li>⊗ HEAT DETECTOR</li> <li>⊗ FLOW SWITCH</li> <li>⊗ PRESSURE SWITCH</li> <li>⊗ TAMPER SWITCH</li> </ul> | <ul style="list-style-type: none"> <li>⊗ PUSHBUTTON</li> <li>⊗ DISTRESS ALARM PUSHBUTTON WITH LIGHT ABOVE</li> <li>⊗ ALARM KEY SWITCH</li> <li>⊗ END OF LINE RESISTOR</li> <li>⊗ CCTV</li> <li>⊗ TELEVISION</li> <li>⊗ DATA OUTLET</li> <li>⊗ VOICE OUTLET</li> <li>⊗ VOICE/DATA COMBINATION OUTLET</li> <li>⊗ CABLE TV OUTLET</li> <li>⊗ CARD READER</li> <li>⊗ KEY PAD</li> <li>⊗ DOOR STRIKE</li> <li>⊗ MOTION SENSOR</li> <li>⊗ DECK SENSOR</li> <li>⊗ CEILING MOUNTED SPEAKER</li> <li>⊗ WALL MOUNTED SPEAKER</li> <li>⊗ MICROPHONE OUTLET</li> <li>⊗ CLOCK/LAP TIMER</li> <li>⊗ VOLUME CONTROL</li> </ul> | <ul style="list-style-type: none"> <li>BC MOUNTED BELOW COUNTER</li> <li>BFC BELOW FINISHED CEILING</li> <li>C MOUNTED ABOVE COUNTER</li> <li>CR CLEANING RECEPTACLE</li> <li>D DEMOLISH</li> <li>DA DROWNING ALARM/POOL DECK ALARM</li> <li>DR DOOR ASSIST</li> <li>DS DUCT SMOKE DETECTOR</li> <li>E EXISTING</li> <li>ER EXISTING REUSED/RE-FED</li> <li>F FIXED TEMPERATURE HEAT DETECTOR</li> <li>FT FUTURE ITEM</li> <li>FS FLUSH WITH SURFACE</li> <li>GM GYM ALARM</li> <li>M ITEM TO MOVE</li> <li>MW MOUNTED IN MILLWORK</li> <li>O.S OWNER SUPPLIED</li> <li>PED PEDESTAL MOUNTED</li> <li>HD HAND DRYER</li> <li>NL NON-SWITCHED NIGHT LIGHT</li> </ul> | <ul style="list-style-type: none"> <li>R RELOCATED LOCATION OF ITEM</li> <li>R/R RATE OF RISE HEAT DETECTOR</li> <li>UC UPPER CABINET</li> <li>WP WEATHER PROOF</li> <li>x2 NUMBER OF DEVICES (TWO SHOWN)</li> <li>1.2(48") DECIMAL NUMBER ADJACENT TO SYMBOL INDICATES HEIGHT IN METRIC(INCHES) ABOVE FINISHED FLOOR</li> <li>⊙ AROUND SYMBOL DENOTES ABOVE CEILING MOUNTED</li> <li>⊙ AROUND SYMBOL DENOTES FLUSH CEILING MOUNTED</li> </ul> |
|---|--|---|---|--|



**UMA | AECOM**

© 2007 UMA ENGINEERING LTD. ALL RIGHTS RESERVED.

**APEGM**

Certificate of Authorization  
 UMA Engineering Ltd. (MB)  
 No. 256 Date: 12/23/2007

DRN	CHK	DES	ENG	IDR
UMA   AECOM REVIEW				

NO.	REVISION/DESCRIPTION	BY	DATE
0	ISSUED FOR TENDER	QL	07/07/23

DRAWN BY	CHECKED BY	APPROVED
DATE	2007.02.21	USER APPROVAL

**CITY OF WINNIPEG  
 PLANNING, PROPERTY &  
 DEVELOPMENT DEPARTMENT  
 CIVIC ACCOMMODATIONS DIVISION  
 300 - 65 GARRY ST. R3C 4K4**

PROJECT  
**Construction of Cindy Klassen  
 Recreation Complex Facility  
 Enhancement Project**  
 999 Sargent St. Winnipeg, Manitoba

SHEET TITLE  
**Electrical  
 Site Plan  
 Demolition and Existing Services**

SCALE 1:300	PROJECT NO. 2005-059	SHEET NO. <b>E0.1</b>
----------------	-------------------------	--------------------------

DRAWING SHEET SIZE: A1 (841mm x 594mm) PLOT 1:1