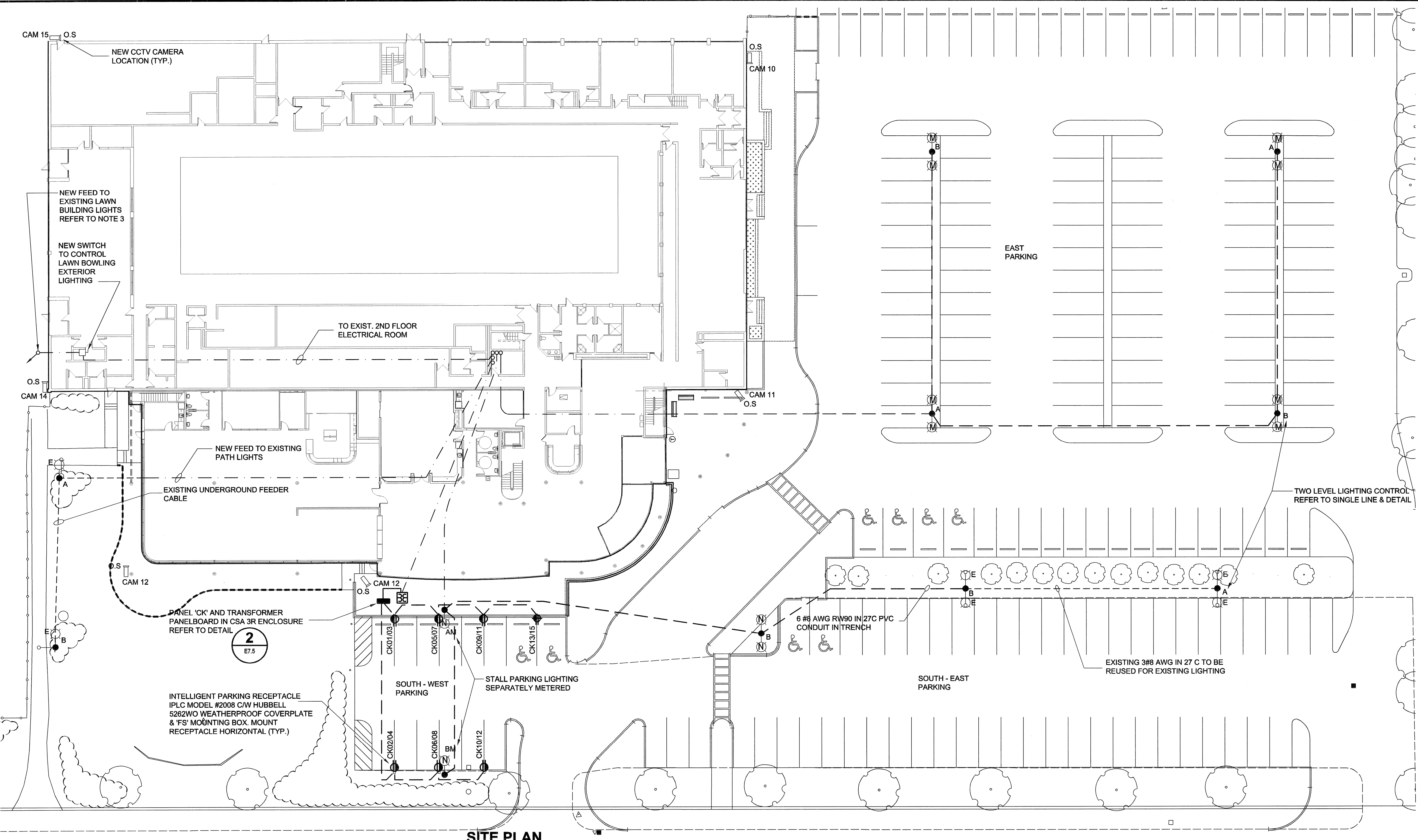
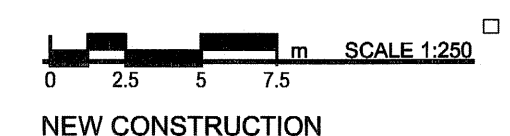


FILE NAME: F983-001-01\_01-E-0001\_RV.dwg  
 DATE: 2007.02.21  
 DESCRIPTION: Site Plan - Demolition  
 PROJECT No: F983-001-01  
 ADDRESS: 999 Sargent St. Winnipeg, Manitoba  
 PLOT: 07/07/2007 2:46:16 PM  
 UMA FILE NAME: F983-001-01\_01-E-0002\_RV.dwg



**SITE PLAN**




**NOTE**

- ALL PARKING LOT ELECTRICAL PART OF SEPARATE CONTRACT. (REFER TO SPECIFICATION).
- ELECTRICAL CONTRACTOR TO PROVIDE BREAKOUT PRICE FOR SECURITY MANAGEMENT SYSTEM (PEGASYS CARD ACCESS) AFTER AWARD FOR INTERNET ACCOUNTING PURPOSES.
- CONFIRM WATTAGE OF EXISTING LAWN BUILDING LIGHTS AND CAPACITY OF NEW CIRCUIT TO ACCOMMODATE. OWNER HAS ADVISED THAT ALL 24 LAWN BUILDING LUMINAIRES HAVE 400W M.H.

**GENERAL ELECTRICAL NOTES:**

- THESE NOTES APPLY TO ALL DRAWINGS.
- REFER TO FRONT END SPECIFICATION FOR TIME AND DATE RESTRICTIONS RELATED TO WORK IN EXISTING BUILDING.
- EXISTING BUILDING WILL REMAIN IN OPERATION DURING ADDITION EXCEPT DURING SPECIFIED SHUT DOWN PERIODS.
- REFER TO SPECIFICATION 16133 FOR RACEWAYS IN EXISTING BUILDING.
- ALL NEW ELECTRICAL EQUIPMENT TO BE SPRINKLER PROOF.
- SPRINKLER PROOFING OF EXISTING ELECTRICAL EQUIPMENT. DURING THE RENOVATION THE EXISTING (AND NEW) BUILDING WILL BE SPRINKLERED. THE FOLLOWING EXISTING ELECTRICAL EQUIPMENT REQUIRE RETROFITTING WITH SPRINKLER PROTECTION:
  - MAIN, SUB DISTRIBUTIONS AND PANELBOARDS
  - MOTOR CONTROL CENTRES
  - SPLITTERS
  - TRANSFORMERS
  - BUS DUCT (NONE PRESENT ON SITE)
  - STARTERS AND DISCONNECTS
  - CONDUITS PENETRATING TOPS OF EQUIPMENT WHERE WATER COULD ENTER
 THE FOLLOWING DO NOT REQUIRE SPRINKLER PROTECTION:
  - RECESSED PANELBOARDS
  - EQUIPMENT IN ELECTRICAL VAULT
 SPRINKLER HOODS ARE TO BE SUPPLIED BY AN ELECTRICAL EQUIPMENT MANUFACTURER. STANDARD OF ACCEPTANCE: J.R. STEVENSON OR DISTRIBUTION EQUIPMENT SUPPLIER.



UMA | AECOM

© 2007 UMA ENGINEERING LTD. ALL RIGHTS RESERVED.

**APEGM**  
 Certificate of Authorization  
 UMA Engineering Ltd. (MB)  
 No. 256 Date: Jul 23, 2007

DRN	CHK	DES	ENG	IDR
UMA   AECOM REVIEW				

NO.	REVISION/DESCRIPTION	BY	DATE
0	ISSUED FOR TENDER	QL	07/07/23



DRAWN BY: QL CHECKED BY: USER APPROVAL  
 DATE: 2007.02.21

CITY OF WINNIPEG  
 PLANNING, PROPERTY & DEVELOPMENT DEPARTMENT  
 CIVIC ACCOMMODATIONS DIVISION  
 300 - 65 GARRY ST. R3C 4K4

PROJECT  
 Construction of Cindy Klassen  
 Recreation Complex Facility  
 Enhancement Project  
 999 Sargent St. Winnipeg, Manitoba

SHEET TITLE  
 Electrical  
 Site Plan

SCALE: 1:250 PROJECT NO: 2005-059 SHEET NO: E0.2

DRAWING SHEET SIZE: A1 (841mm x 594mm) PLOT 1:1