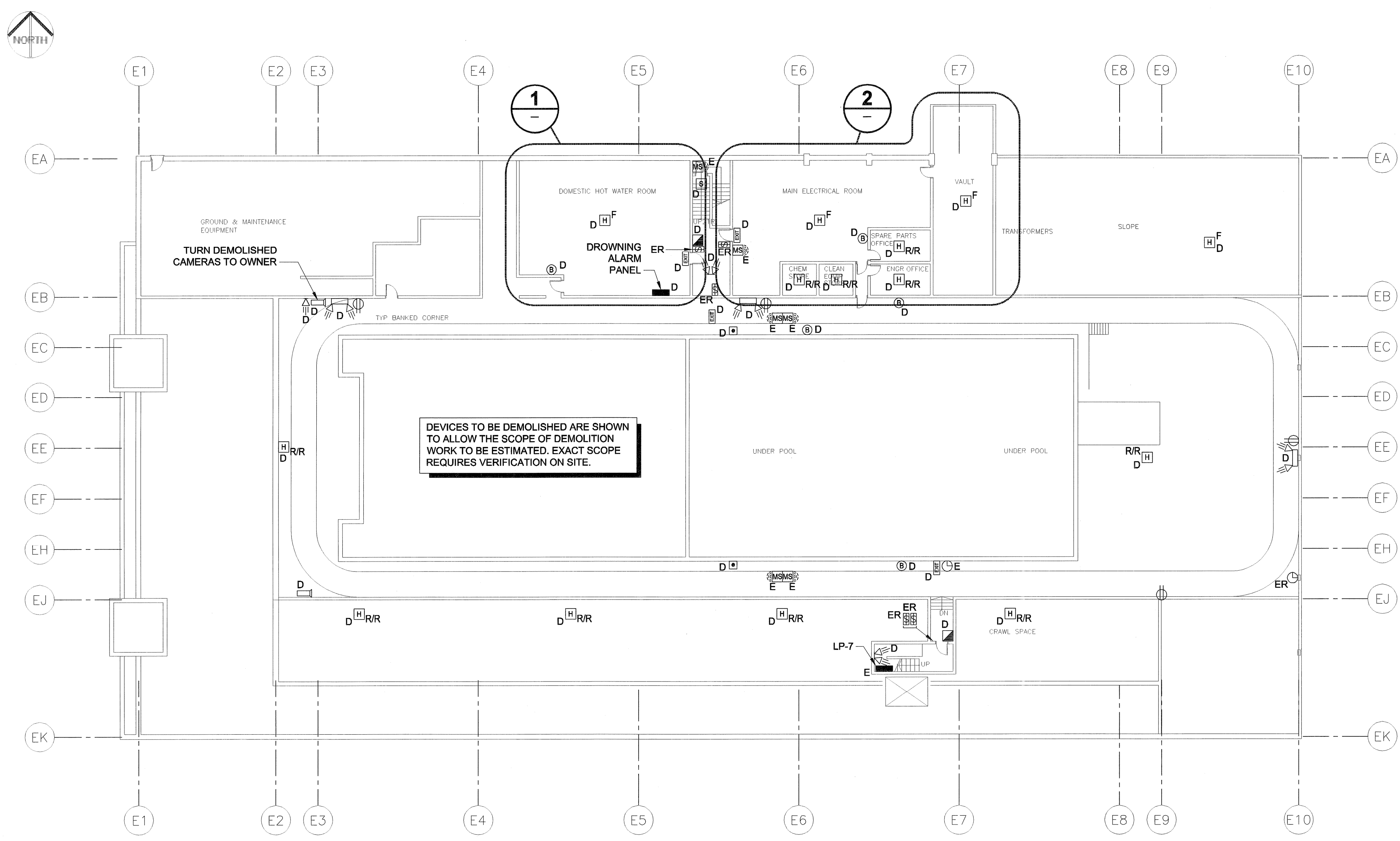
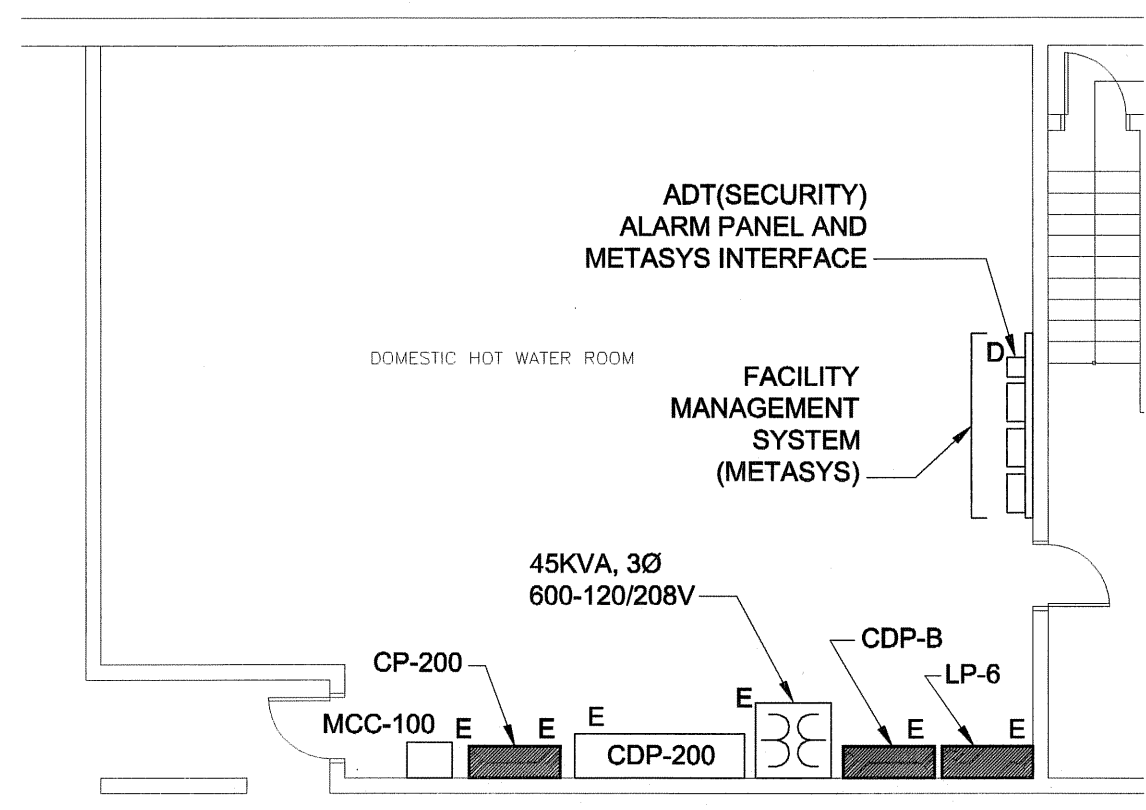


UMA FILE NAME: F933-001-01_01-E-1001_RX.dwg
 DATE: 2007.02.21
 DESCRIPTION: Site Plan
 PROJECT No: F933-001-01
 ADDRESS: 999 Sargent St. Winnipeg, Manitoba
 PLOT: 07/07/2007 2:34:31 PM
 UMA FILE NAME: F933-001-01_01-E-1001_RX.dwg

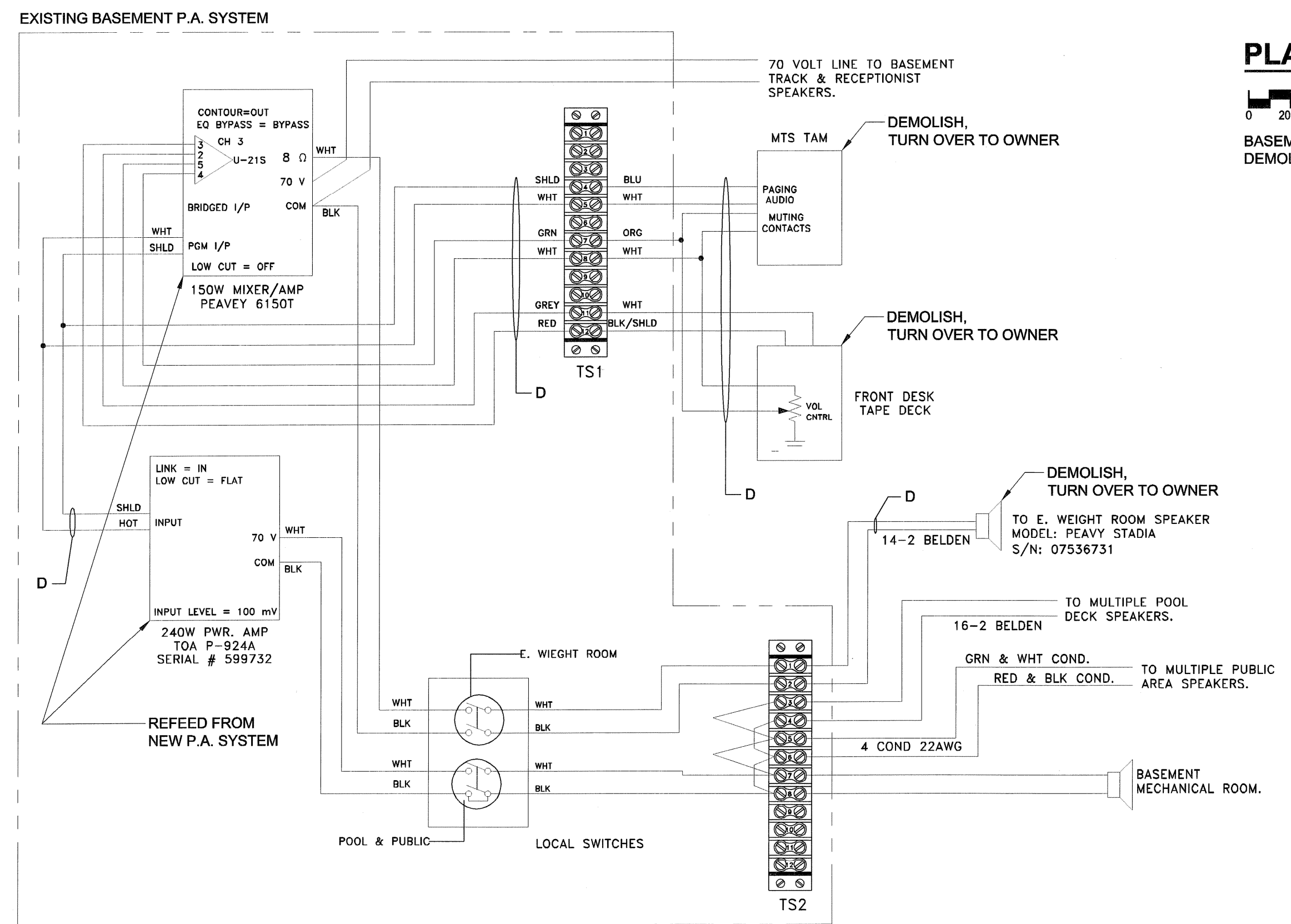


NOTES:
 1. EXISTING L.V. SWITCHES ARE TO BE REPLACED, REFER TO LOW VOLTAGE LIGHTING CONTROL UPGRADE DETAIL DRAWING E7.4 (TYPICAL).

DEVICES TO BE DEMOLISHED ARE SHOWN TO ALLOW THE SCOPE OF DEMOLITION WORK TO BE ESTIMATED. EXACT SCOPE REQUIRES VERIFICATION ON SITE.



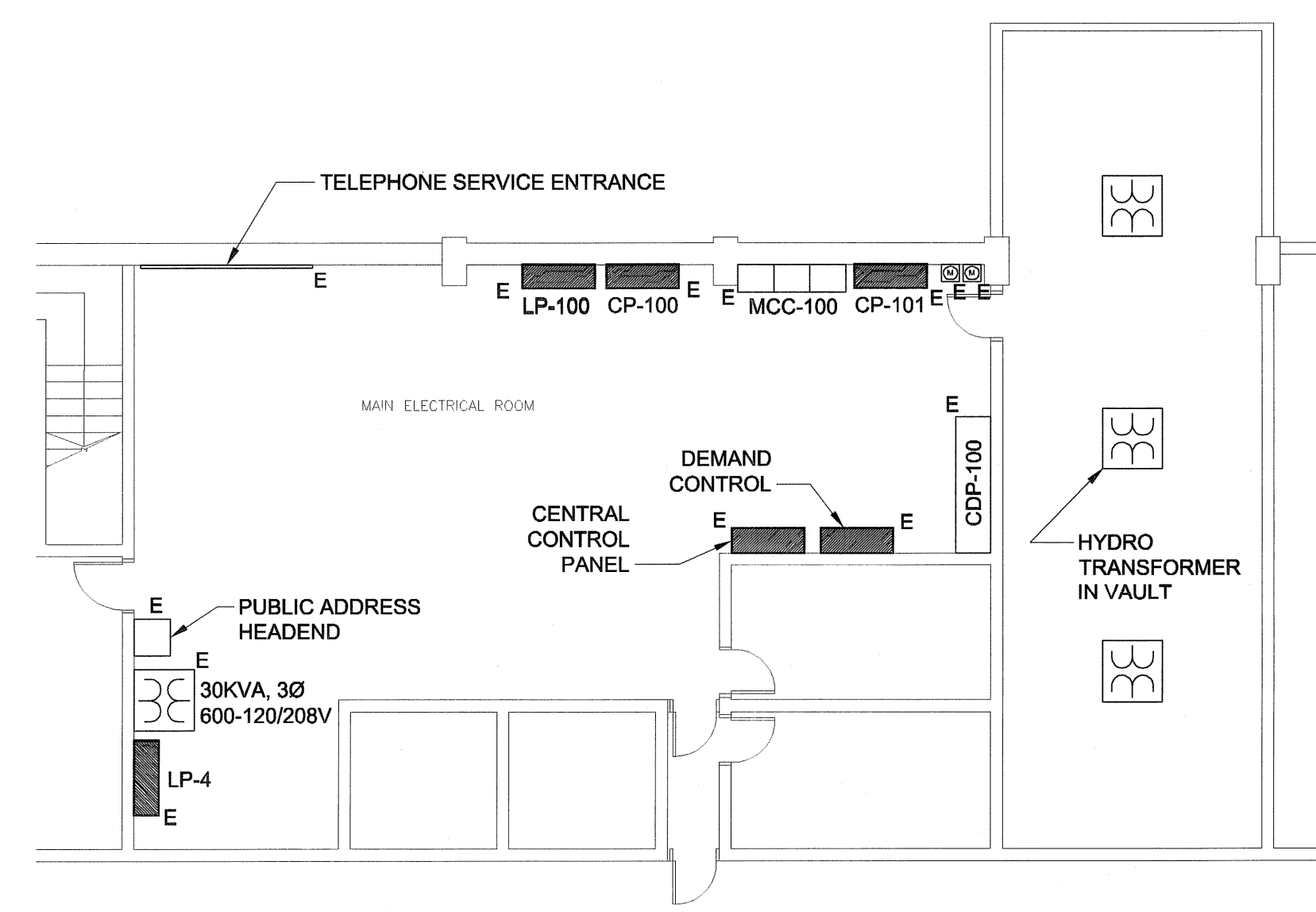
DETAIL 1
 SCALE 1:100
 DOMESTIC HOT WATER ROOM



DETAIL 3
 SCALE: N.T.S.
 EXISTING P.A. SYSTEM

PLAN 1
 SCALE 1:200
 BASEMENT DEMOLITION AND EXISTING SERVICES

P.A. DETAIL NOTES:
 1. DETAIL PROVIDED BY CITY OF WINNIPEG FOR EXISTING SYSTEM.
 2. BASEMENT TRACK DISTRESS ALARM SYSTEM INPUT TO BASEMENT TRACK P.A. SYSTEM IN NOT SHOWN. REMOVE INPUT FROM EXISTING P.A. SYSTEM.



DETAIL 2
 SCALE 1:100
 MAIN ELECTRICAL ROOM

UMA | AECOM
 © 2007 UMA ENGINEERING LTD. ALL RIGHTS RESERVED.

APCCM
 Certificate of Authorization
 UMA Engineering Ltd. (MB)
 No. 256 Date: Jul 23, 2007

DRN	CHK	DES	ENG	IDR

UMA | AECOM REVIEW

NO.	REVISION/DESCRIPTION	BY	DATE
0	ISSUED FOR TENDER	QL	07/07/23

SEALS

PROVINCE OF MANITOBA
 S.K. SMART
 Member
 20996
 Jul 23 2007
 REGISTERED PROFESSIONAL ENGINEER

DRAWN BY: QL CHECKED BY: USER APPROVAL: APPROVED
 DATE: 2007.02.21

Winnipeg CITY OF WINNIPEG
 PLANNING, PROPERTY &
 DEVELOPMENT DEPARTMENT
 CIVIC ACCOMMODATIONS DIVISION
 300 - 65 GARRY ST. R3C 4K4

PROJECT
**Construction of Cindy Klassen
 Recreation Complex Facility
 Enhancement Project**
 999 Sargent St. Winnipeg, Manitoba

SHEET TITLE
 Electrical
 Basement
 Demolition and Existing Services

SCALE 1:200	PROJECT NO. 2005-059	SHEET NO. E1.1
----------------	-------------------------	-------------------

DRAWING SHEET SIZE: A1 (841mm x 594mm) PLOT 1:1