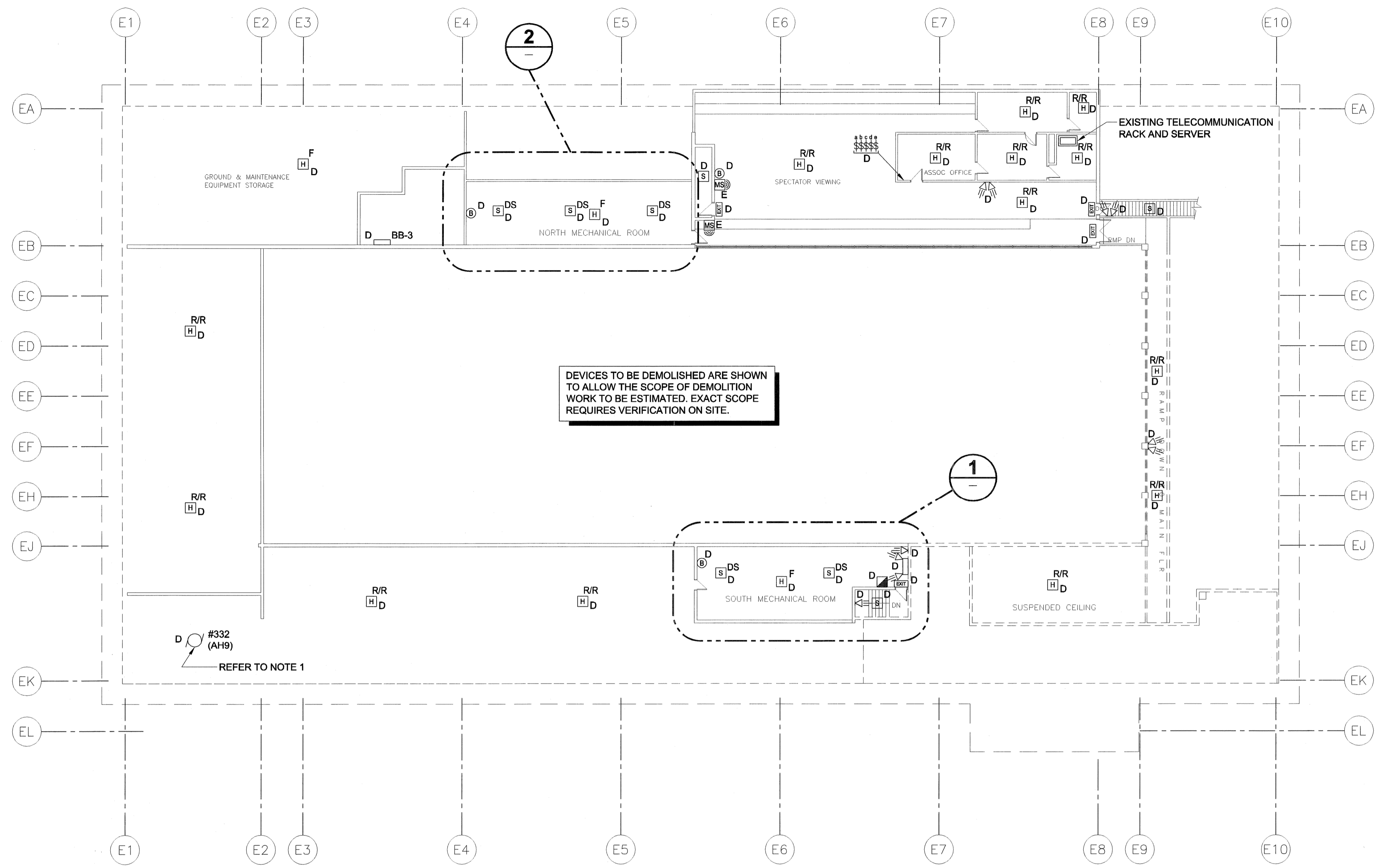
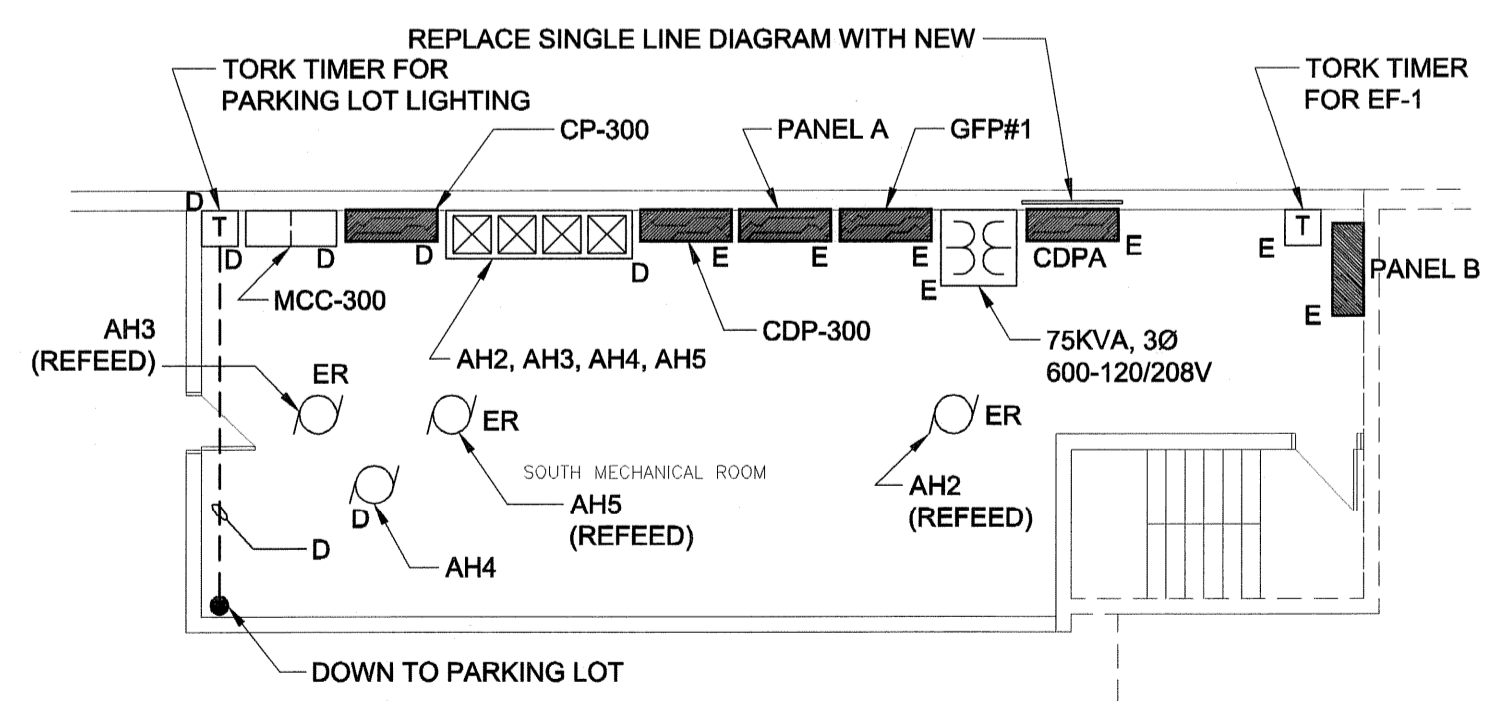


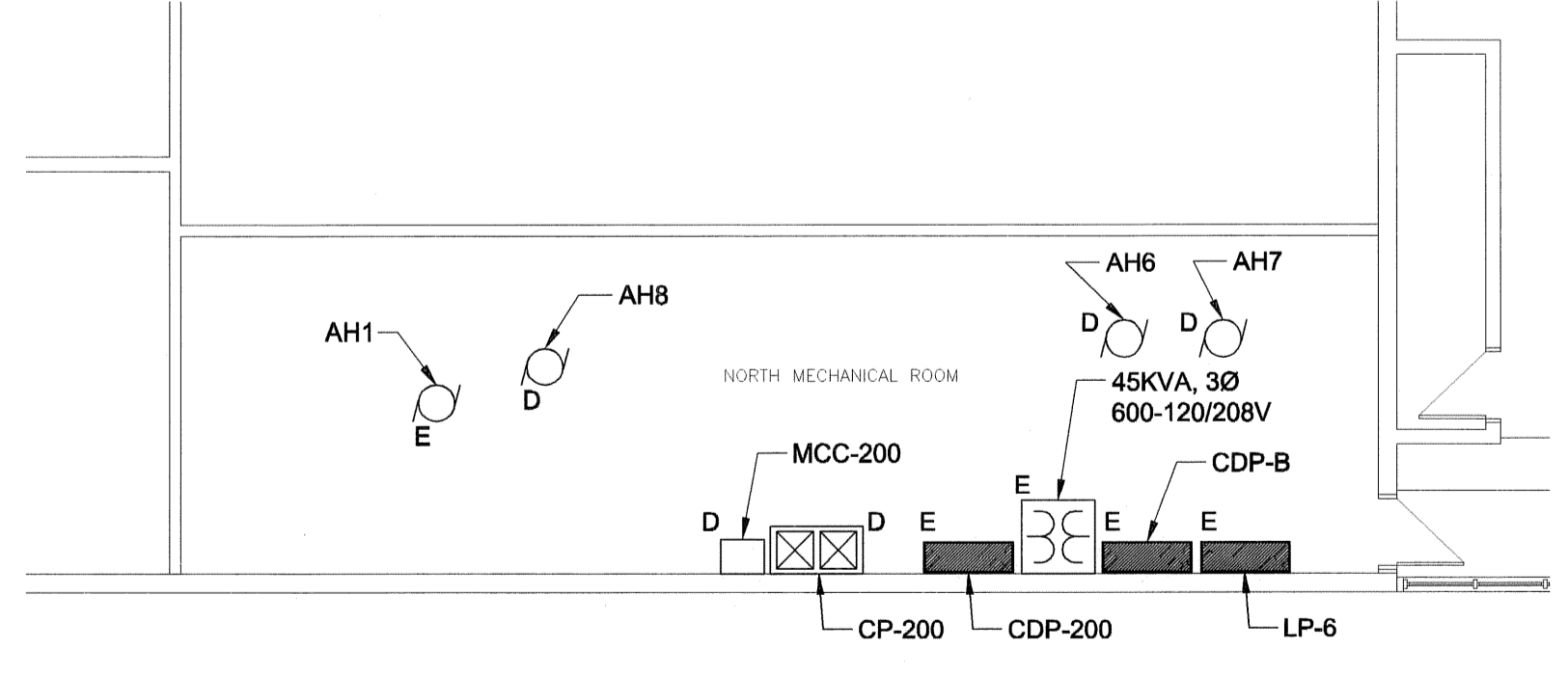
UMA FILE NAME: F963-001-01_01-E-1003_RX.dwg
 DATE: 2007.02.21
 DESCRIPTION: Second Floor Demolition
 PROJECT No: F963-001-01
 ADDRESS: 999 Sargent St. Winnipeg, Manitoba
 PLOT: 07/07/20 3:48:40 PM



PLAN
 1
 0 2000 4000 6000 mm SCALE 1:200
 SECOND FLOOR
 DEMOLITION AND EXISTING SERVICES



DETAIL
 1
 0 1000 2000 3000 mm SCALE 1:100
 SOUTH MECHANICAL ROOM



DETAIL
 2
 0 1000 2000 3000 mm SCALE 1:100
 NORTH MECHANICAL ROOM

NOTES:
 1. ALLOW FOR 16 HOURS OF SITE INVESTIGATION TO DETERMINE IF CONTROL PANEL CP-400 AND DOWNSTREAM LOADS CAN BE DEMOLISHED (REFER TO SINGLE LINE CDP-300). ADVISE CONTRACT ADMINISTRATOR OF RESULTS OF INVESTIGATION. CP-400 FEEDS FAN #322.



UMA | AECOM
 © 2007 UMA ENGINEERING LTD. ALL RIGHTS RESERVED.

APEGM
 Certificate of Authorization
 UMA Engineering Ltd. (MB)
 No. 256 Date: July 30, 2007

DRN	CHK	DES	ENG	IDR

UMA | AECOM REVIEW

1	REVISED AS PER CITY REVIEW	QL	07/07/30
0	ISSUED FOR TENDER	QL	07/07/23

NO.	REVISION/DESCRIPTION	BY	DATE

SEALS

PROVINCE OF MANITOBA
 S. R. [Signature]
 SMART
 Member
 20996
 July 30, 2007
 REGISTERED PROFESSIONAL ENGINEER

DRAWN BY	QL	CHECKED BY	APPROVED
DATE	2007.02.21	USER APPROVAL	

CITY OF WINNIPEG
 PLANNING, PROPERTY &
 DEVELOPMENT DEPARTMENT
 CIVIC ACCOMMODATIONS DIVISION
 300 - 65 GARRY ST. R3C 4K4

PROJECT
 Construction of Cindy Klassen
 Recreation Complex Facility
 Enhancement Project
 999 Sargent St. Winnipeg, Manitoba

SHEET TITLE
 Electrical
 Second Floor
 Demolition and Existing Services

SCALE	PROJECT NO.	SHEET NO.
1:200	2005-059	E1.3

DRAWING SHEET SIZE: A1 (841mm x 594mm) PLOT 1:1