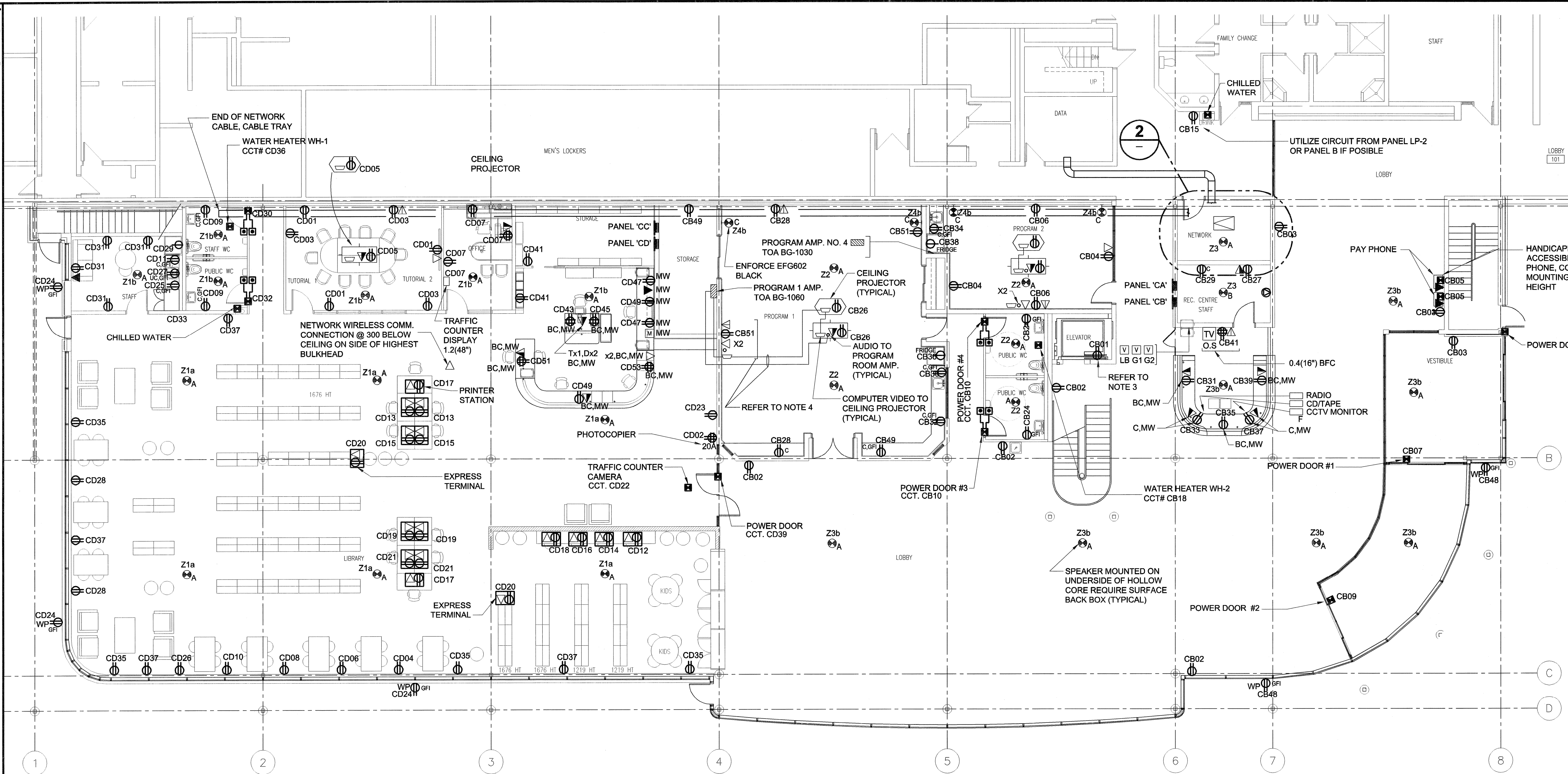
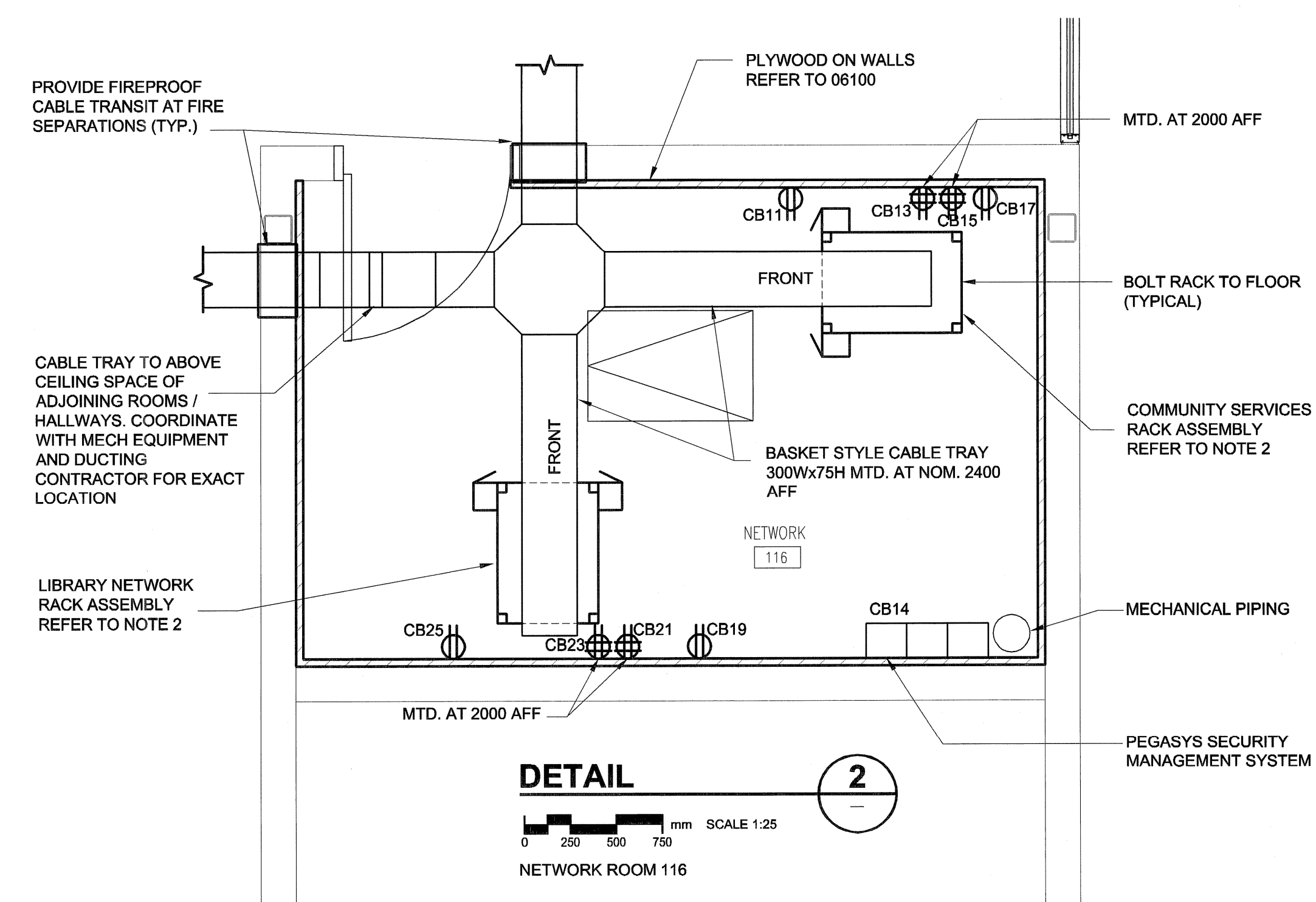
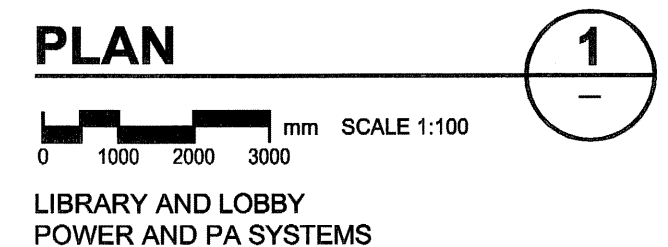


FILE NAME: F953-001-01\_01-E-2005\_RCD.dwg  
 DATE: 2007.02.21  
 DESCRIPTION: Second Floor Demolition  
 PROJECT No.: F953-001-01  
 ADDRESS: 999 Sargent St. Winnipeg, Manitoba  
 PLOT: 07/07/2007 2:53:18 PM



- NOTES:**
- COORDINATE CONNECTION REQUIREMENTS FOR HARD WIRED DEVICES WITH EQUIPMENT SUPPLIER (TYPICAL).
  - EQUIPMENT RACK ACCEPTABLE MANUFACTURES:  
 CABLE TALK, PANDUIT, MIDDLE ATLANTIC  
 STANDARD OF ACCEPTANCE:  
 - CABLE TALK 44U (82.5"), 4 POST RACK CTR-D-1977-P36  
 - C/W TWO FULL HEIGHT VERTICAL CABLE MANAGEMENT PER RACK, 5"x6" WITH DOOR, CTR-CMS-16  
 - TWO FULL DEPTH MOUNTING REAYS, PULLOUT SLIDES.
  - REFER TO ELEVATOR SHOP DRAWINGS FOR EXACT LOCATION OF CONVENIENCE RECEPT., MAINTENANCE LIGHTING AND MAIN DISCONNECT SWITCH.
  - REFER TO DETAILS FOR OVERHEAD PROJECTOR, AUDIO AND COMPUTER VIDEO CONNECTION IN TUTORIAL AND PROGRAM ROOMS (TYPICAL).
  - REFER TO MILLWORK DRAWINGS TO CONFIRM LOCATIONS FOR ALL OUTLETS INSTALLED IN OR ON MILLWORK.
  - TRAFFIC COUNTER SYSTEM AND REMOTE DISPLAY BASED ON CCTV TECHNOLOGY. ENTRY/EXIT DISTINGUISHABLE.  
 STANDARD OF ACCEPTANCE:  
 AMES COPOTTER ELECTRIC VDP-100 VIDEO-EYE PEOPLE COUNTER. MOUNT L.V. TRANSFORMER IN JUNCTION BOX IN CEILING SPACE. AVAILABLE LOCALLY THROUGH SDS SECURITY. SUBMIT SHOP DRAWING.



**UMA | AECOM**

© 2007 UMA ENGINEERING LTD. ALL RIGHTS RESERVED.

**APEN**  
 Certificate of Authorization  
 UMA Engineering Ltd. (MB)  
 No. 256 Date: Jul 23, 2007

DRN	CHK	DES	ENG	IDR

UMA / AECOM REVIEW

NO.	REVISION/DESCRIPTION	BY	DATE
0	ISSUED FOR TENDER	QL	07/07/23

**SEALS**

PROVINCE OF MANITOBA  
 S.K. SMART  
 Member  
 20996  
 REGISTERED PROFESSIONAL ENGINEER  
 Jul 23, 2007

DRAWN BY: QL CHECKED BY: USER APPROVAL APPROVED

DATE: 2007.02.21

**CITY OF WINNIPEG  
 PLANNING, PROPERTY &  
 DEVELOPMENT DEPARTMENT  
 CIVIC ACCOMMODATIONS DIVISION  
 300 - 65 GARRY ST. R3C 4K4**

PROJECT  
**Construction of Cindy Klassen  
 Recreation Complex Facility  
 Enhancement Project**  
 999 Sargent St. Winnipeg, Manitoba

SHEET TITLE  
**Electrical  
 Main Floor - Library & Lobby Plan  
 Power and PA Systems**

SCALE 1:100	PROJECT NO. 2005-059	SHEET NO. <b>E2.3</b>
----------------	-------------------------	--------------------------

DRAWING SHEET SIZE: A1 (841mm x 594mm) PLOT 1:1