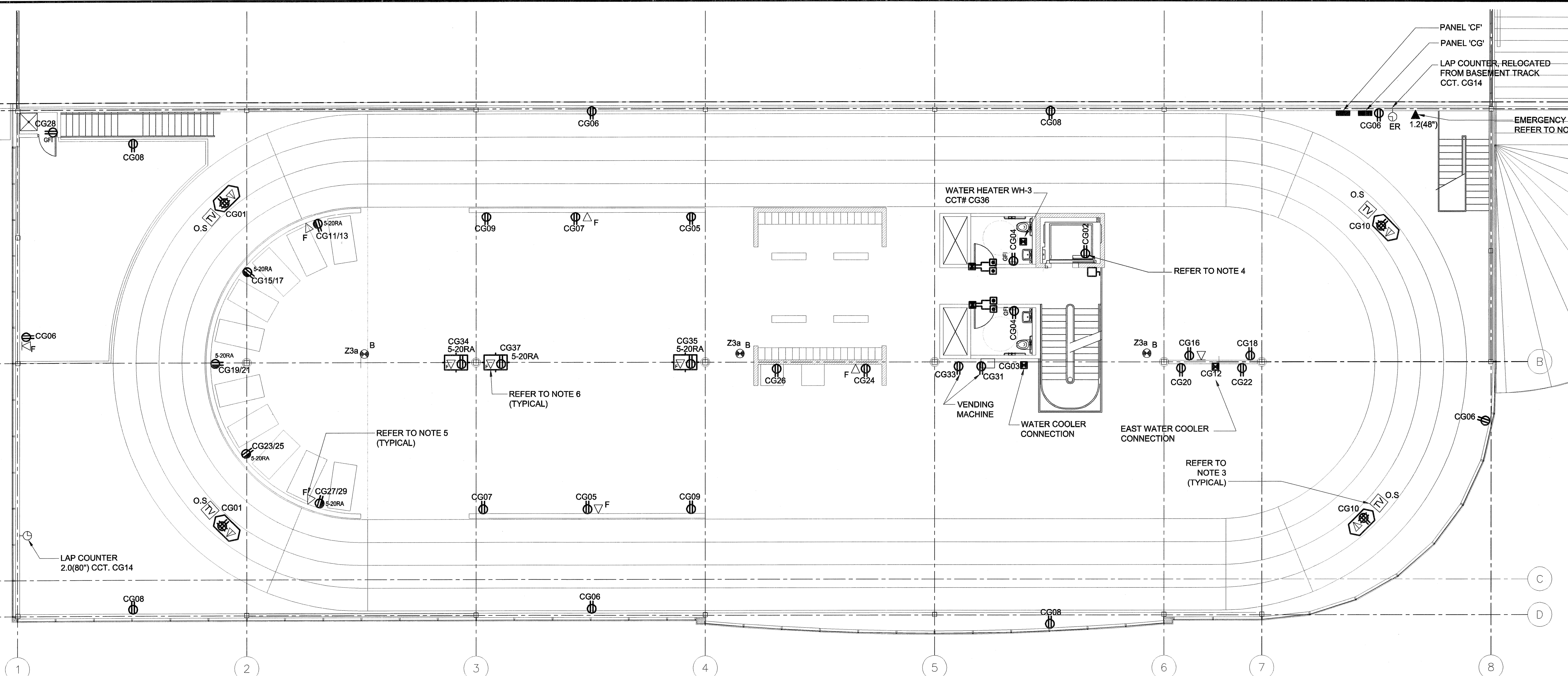
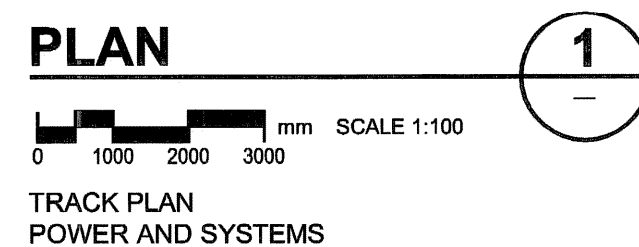


FILE NAME: F933-001-01_01-E-2006_RX.dwg
 DATE: 2007.02.21
 DESCRIPTION: Second Floor Demolition
 PROJECT No: F933-001-01
 ADDRESS: 999 Sargent St. Winnipeg, Manitoba
 PLOT: 07/07/20 3:27:27 PM



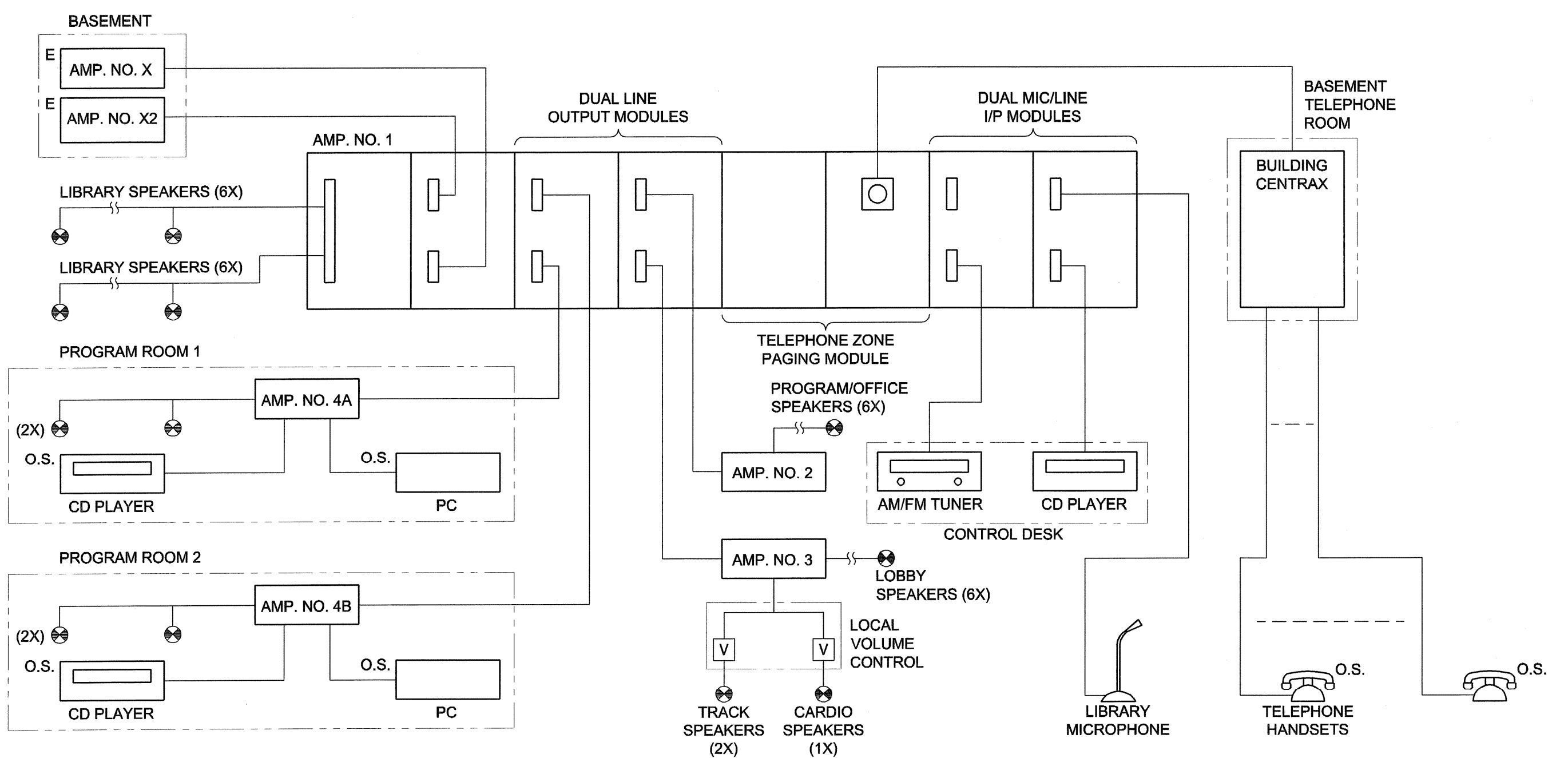
- NOTES:**
1. PROVIDE A RED LAMACOID WITH WHITE 25mm HIGH LETTERING INDICATING "EMERGENCY TELEPHONE CONNECTED TO _____"
 2. CONFIRM LOCATION OF TV OUTLETS IN GYM PRIOR TO INSTALLATION.
 3. TELEVISION OUTLETS TO BE MOUNTED TO UNDERSIDE OF TRUSS.
 4. REFER TO ELEVATOR SHOP DRAWINGS FOR EXACT LOCATION OF CONVENIENCE RECEPT., MAINTENANCE LIGHTING AND MAIN DISCONNECT SWITCH.
 5. PROVIDE RACYWAY & BLANK COVERPLATE WITH LABEL FOR FUTURE DATA OUTLETS (TYPICAL).
 6. FLUSH PEDESTAL, WIREMOLD RC7 SERIES, 15/20A RECEPTACLE, ALUMINIUM FLANGE GREY COVER.



PA SYSTEM ZONING

| ZONE | LIBRARY PAGING/ LIBRARY MICROPHONE | POOL PAGING | MUSIC | LOCAL VOLUME CONTROL | PROGRAM AUDIO PRESENTATION | AMPLIFIER |
|-------------------------------------|---------------------------------------|-------------|-------|-------------------------|-------------------------------|------------------------|
| LIBRARY STACKS (Z1a) | * | | | | | AMP. NO. 1 |
| LIBRARY OFFICES (Z1b) | * | | | | | AMP. NO. 1 |
| LOBBY (Z3b) | | * | * | | | AMP. NO. 3 |
| PROGRAM ROOMS AND WASHROOMS (Z2) | | * | | | | AMP. NO. 2 |
| GYM CARDIO AREA (Z3a) | | * | * | * | | AMP. NO. 3 |
| GYM TRACK AREA (Z3a) | | * | * | * | | AMP. NO. 3 |
| PROGRAM ROOM 1 LOCAL AUDIO (Z4a) | | * | | * | * | AMP. NO. 4 |
| PROGRAM ROOM 2 LOCAL AUDIO (Z4b) | | * | | * | * | AMP. NO. 5 |
| EXISTING PA SYSTEM (Z6) | | * | | | | EXISTING NO. X & X2 |

- P.A. NOTES:**
1. SPEAKERS IN LIBRARY (STACKS AND OFFICES) WILL BE PART OF THE LIBRARY PAGING SYSTEM CONTROLLED BY TELEPHONE AND MICROPHONE AT MAIN DESK.
 2. GYM WEIGHT AND TRACK AREAS WILL HAVE MUSIC PLAYED ON THEIR SPEAKERS FROM CD PLAYER OR AM/FM RECEIVER AT FRONT DESK. PAGING FROM TELEPHONE HANDSET WILL MUTE MUSIC DURING PAGING. WEIGHT AND TRACK AREAS TO HAVE REMOTE LINE VOLTAGE VOLUME CONTROL.
 3. LOBBY AREA WILL HAVE MUSIC PLAYED ON THEIR SPEAKERS FROM CD PLAYER OR AM/FM RECEIVER AT FRONT DESK. PAGING FROM TELEPHONE HANDSET WILL MUTE MUSIC DURING PAGING.
 4. ALL CALL WILL PAGE INTO BOTH THE LIBRARY PAGING ZONE AND POOL PAGING ZONE SIMULTANEOUSLY.
 5. WASHROOM, PROGRAM ROOMS AND ASSORTED OFFICES WILL BE FOR PAGING ONLY FROM TELEPHONE HANDSET.
 6. PROGRAM ROOMS AUDIO PRESENTATION SPEAKERS WILL BE FROM AMP. NO. 4 AND WILL MUTE WHEN TELEPHONE HANDSET OPERATION IS SELECTED.
 7. EXISTING PA SYSTEM IN POOL, PUBLIC AREAS AND BASEMENT MECHANICAL ROOM SHALL BE MUTED WHEN TELEPHONE HANDSET OPERATION IS SELECTED.
 8. SPEAKER AND EQUIPMENT WIRING TO BE SUPPLIED BY PA SYSTEM SUPPLIER AS RECOMMENDED BY EQUIPMENT MANUFACTURER.
 9. ALL WIRING TO BE INSTALLED IN CONDUIT.
 10. PROVIDE MOUNTING SHELF FOR AMPLIFIERS INSTALLED IN PROGRAM ROOMS.
 11. EQUIPMENT WITH NO LOCATION SHOWN IN INSTALLED IS COMMUNITY SERVICE RACK IN NETWORK ROOM.



DETAIL
 SCALE: N.T.S.
 PA SYSTEM BLOCK DIAGRAM

UMA | AECOM

© 2007 UMA ENGINEERING LTD. ALL RIGHTS RESERVED.

APCCM
 Certificate of Authorization
 UMA Engineering Ltd. (MB)
 No. 256 Date: Jul 23, 2007

| | | | | |
|-----|-----|-----|-----|-----|
| DRN | CHK | DES | ENG | IDR |
| | | | | |

UMA | AECOM REVIEW

| | | | |
|---|-------------------|----|----------|
| 0 | ISSUED FOR TENDER | QL | 07/07/23 |
|---|-------------------|----|----------|

| NO. | REVISION/DESCRIPTION | BY | DATE |
|-----|----------------------|----|------|
|-----|----------------------|----|------|

SEALS

PROVINCE OF MANITOBA
 S. R. W. W.
 SMART
 Member
 20996
 Jul 23, 2007
 REGISTERED PROFESSIONAL ENGINEER

DRAWN BY: QL
 CHECKED BY: USER
 APPROVED: APPROVED

DATE: 2007.02.21

**CITY OF WINNIPEG
 PLANNING, PROPERTY &
 DEVELOPMENT DEPARTMENT
 CIVIC ACCOMMODATIONS DIVISION**
 300 - 65 GARRY ST. R3C 4K4

PROJECT
**Construction of Cindy Klassen
 Recreation Complex Facility
 Enhancement Project**
 999 Sargent St. Winnipeg, Manitoba

SHEET TITLE
**Electrical
 Second Floor - Track Plan
 Power and Systems**

| | | |
|----------------|-------------------------|-------------------|
| SCALE 1:100 | PROJECT NO. 2005-059 | SHEET NO. E2.4 |
|----------------|-------------------------|-------------------|

DRAWING SHEET SIZE: A1 (841mm x 594mm) PLOT 1:1