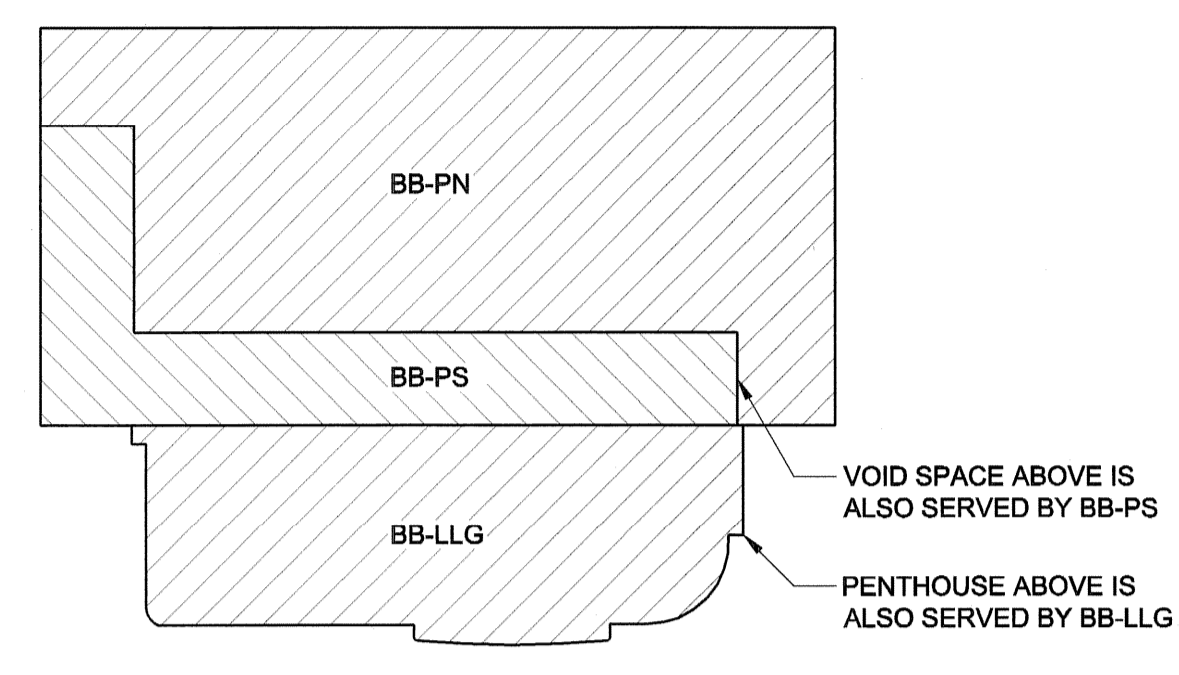
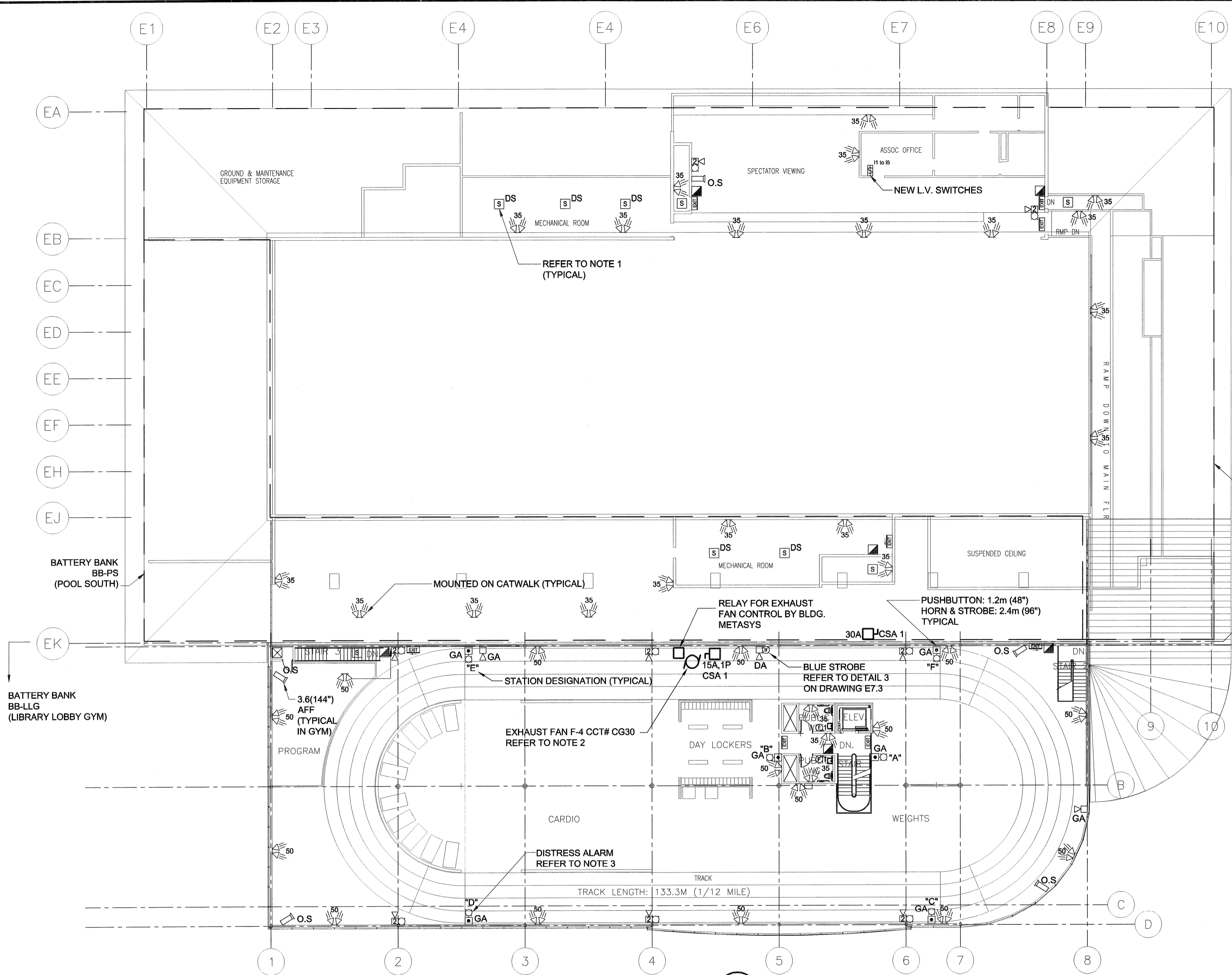


FILE NAME: F963-001-01\_01-E-2009\_RX.dwg  
 DATE: 2007.02.21  
 DESCRIPTION: Second Floor Detail  
 PROJECT No: F963-001-01  
 ADDRESS: 989 Sargent St. Winnipeg, Manitoba  
 PLOT: 07/07/20 2:30:38 PM  
 UMA FILE NAME: F963-001-01\_01-E-2009\_RX.dwg

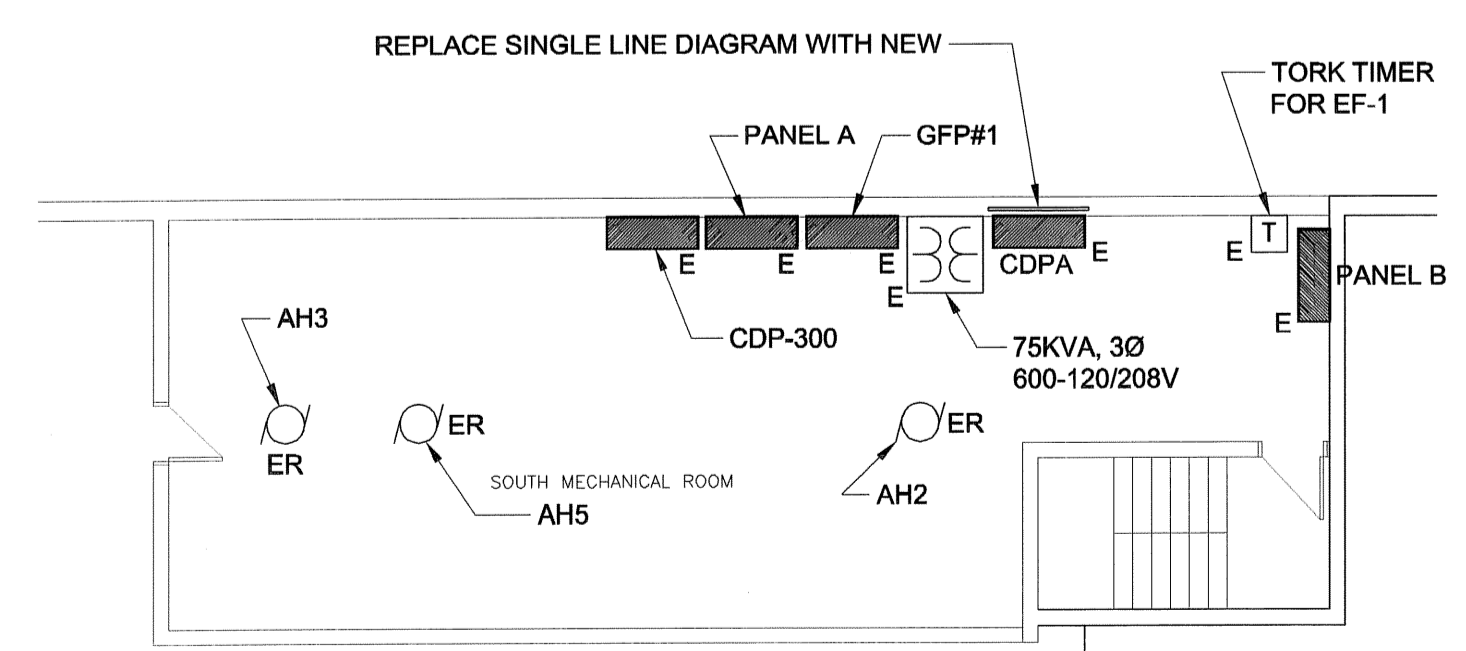


- NOTES:
1. DETERMINE AHU WITH DUCT SMOKE DETECTORS AND REPLACE WITH NEW ADDRESSABLE UNITS(TWO EXISTING DUCT SMOKE DETECTORS ON SITE).
  2. EXHAUST FAN DISCONNECT TO BE LOCKABLE 15A, 120V RATED CSA 1 DEVICE BOX. EXHAUST FAN TO BE CONTROLLED BY THE METASYS CONTROLLER. PROVIDE 15A, 120V RELAY IN CSA 1 ENCLOSURE IN CEILING SPACE ADJACENT TO EXHAUST FAN. PROVIDE 2 #12 AWG IN 21C FOR RELAY CONTROL FROM METASYS UNIT.

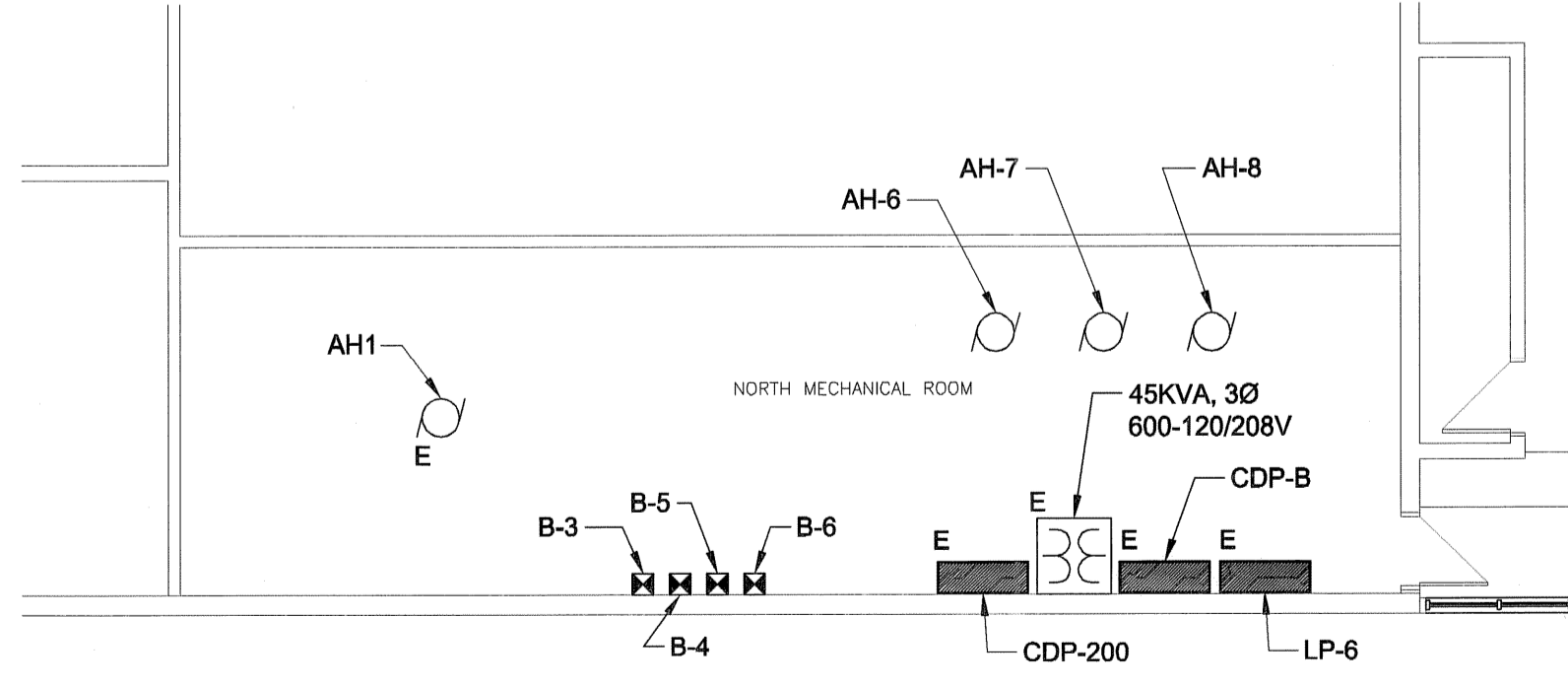


**DETAIL 2**  
 SCALE: N.T.S.  
 SECOND FLOOR AREA SERVED BY BATTERY BANKS

**PLAN 1**  
 SCALE 1:200  
 SECOND FLOOR LIFE SAFETY AND SYSTEMS



**DETAIL 3**  
 SCALE 1:100  
 SOUTH MECHANICAL ROOM



**DETAIL 4**  
 SCALE 1:100  
 NORTH MECHANICAL ROOM

UMA | AECOM

© 2007 UMA ENGINEERING LTD. ALL RIGHTS RESERVED.

**APECM**  
 Certificate of Authorization  
 UMA Engineering Ltd. (MB)  
 No. 256 Date: Jul 23, 2007

DRN	CHK	DES	ENG	IDR
-----	-----	-----	-----	-----

UMA | AECOM REVIEW

NO.	REVISION/DESCRIPTION	BY	DATE
0	ISSUED FOR TENDER	QL	07/07/23

SEALS

PROVINCE OF MANITOBA  
 S.K.  
 SMART  
 Member  
 20996  
 Jul 23, 2007  
 REGISTERED PROFESSIONAL ENGINEER

DRAWN BY: QL  
 CHECKED BY: USER  
 APPROVED: APPROVED  
 DATE: 2007.02.21

CITY OF WINNIPEG  
 PLANNING, PROPERTY & DEVELOPMENT DEPARTMENT  
 CIVIC ACCOMMODATIONS DIVISION  
 300 - 65 GARRY ST. R3C 4K4

PROJECT  
 Construction of Cindy Klassen  
 Recreation Complex Facility  
 Enhancement Project  
 999 Sargent St. Winnipeg, Manitoba

SHEET TITLE  
 Electrical  
 Second Floor  
 Life Safety and Systems

SCALE 1:200	PROJECT NO. 2005-059	SHEET NO. E2.9
----------------	-------------------------	-------------------

DRAWING SHEET SIZE: A1 (841mm x 594mm) PLOT 1:1