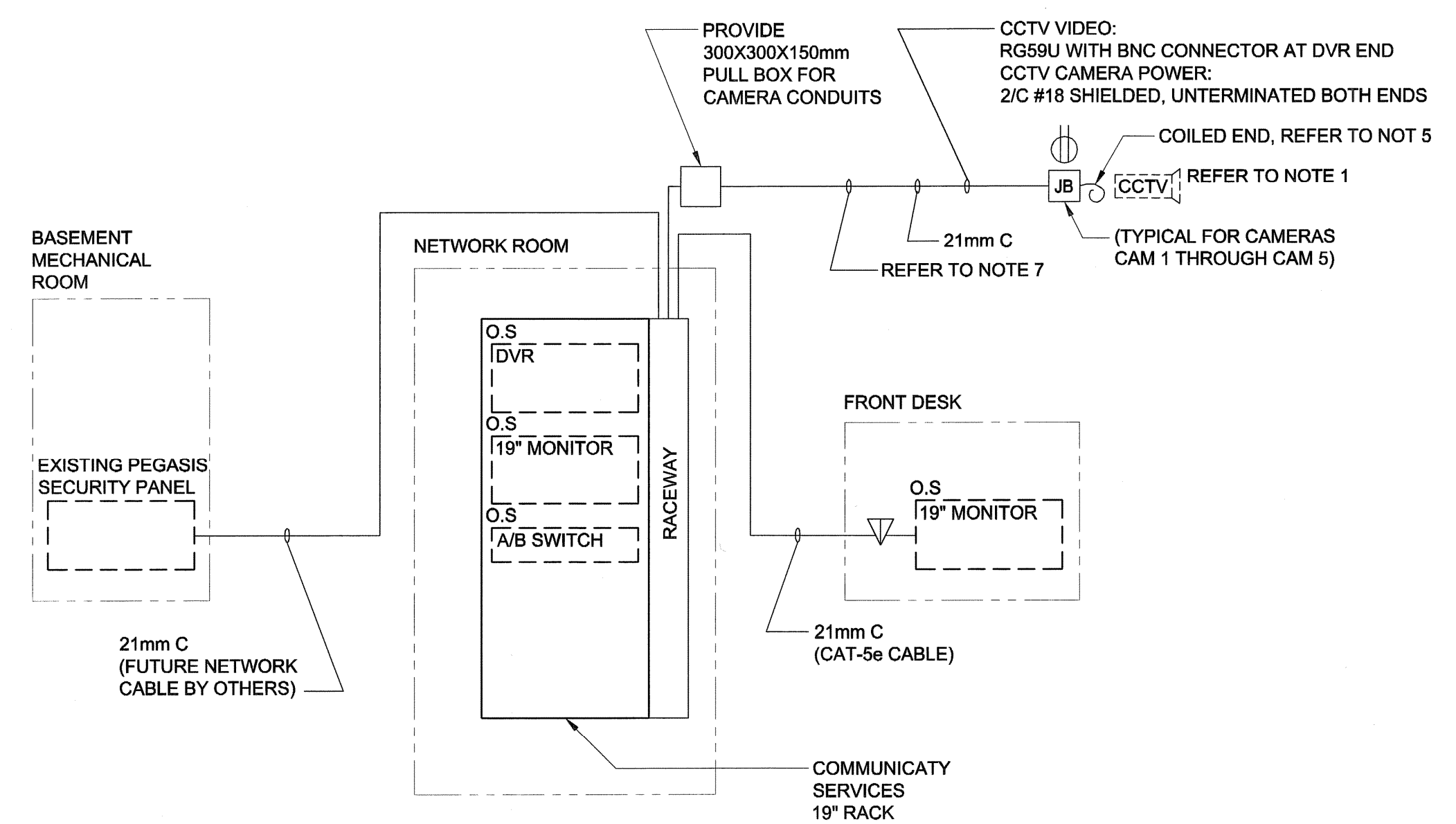
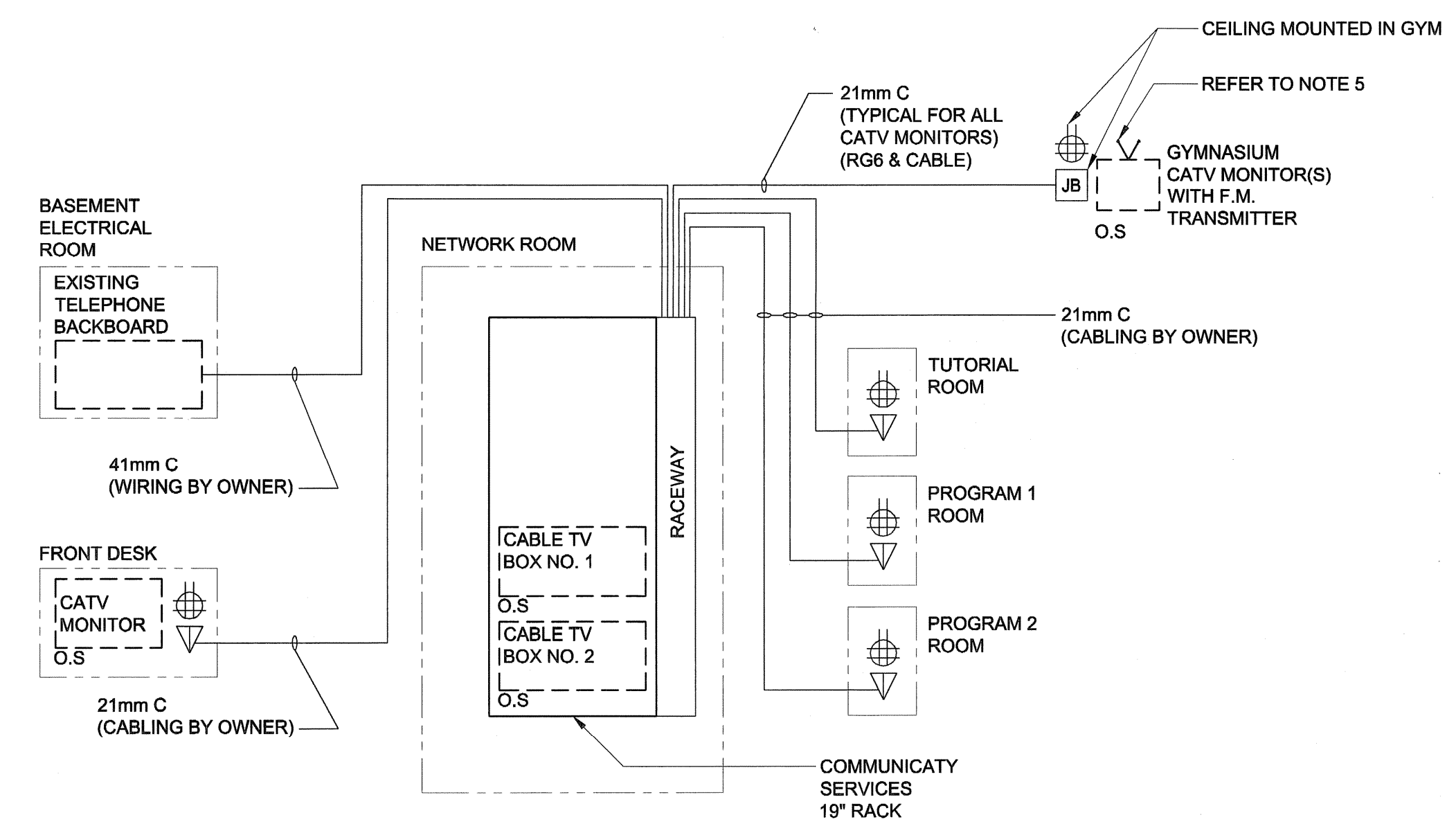


UMA FILE NAME: F983-001-01_01-E-7003_RV.dwg
 DATE: 2007.02.21
 DESCRIPTION: Second Floor Demolition
 PROJECT No: F983-001-01
 ADDRESS: 999 Sargeant St. Winnipeg, Manitoba
 PLOT: 07/07/20 2:27:56 PM
 UMA FILE NAME: F983-001-01_01-E-7003_RV.dwg



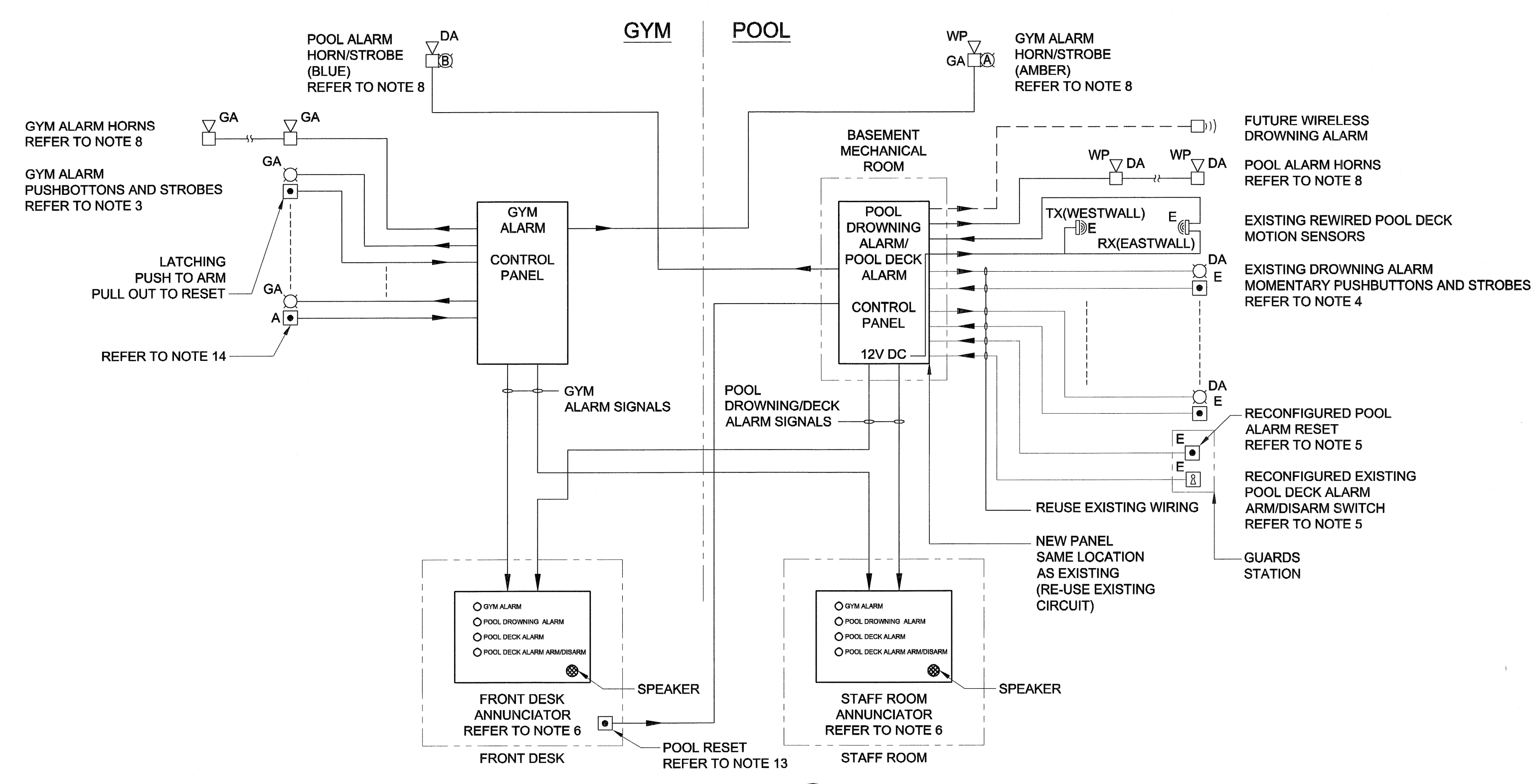
- DETAIL NOTES:**
- REFER TO DRAWINGS E0.2, E2.6, E2.7 AND E2.8 FOR LOCATION AND NUMBER OF NEW AND EXISTING CAMERAS.
 - ITEMS SHOWN WITH DASHED LINES WILL BE SUPPLIED AND INSTALLED BY OWNER.
 - ALL CONDUITS SHALL BE LABELLED AT BOTH ENDS WITH SOURCE AND END DEVICE IDENTIFIER.
 - ALL EMPTY CONDUITS TO BE INSTALLED WITH PULL CORDS.
 - PROVIDE 1 m OF COILED CABLE IN CAMERA JUNCTION BOX FOR TERMINATION BY OWNER.
 - ALL CAMERA JUNCTION BOXES TO BE C/W COVER.
 - PROVIDE SUFFICIENT LENGTH OF CABLE AT DVR END FOR OWNER'S DVR INSTALLATION (OWNER WILL CONFIRM DVR LOCATION IN RACK).
 - SEE DRAWING EX.X FOR 120V RECEPTACLE SUPPLY.

DETAIL 1
 SCALE: N.T.S.
 CCTV BLOCK DIAGRAM



- DETAIL NOTES:**
- REFER TO DRAWINGS E0.2, E2.6, E2.7 AND E2.8 FOR LOCATION AND NUMBER OF CATV MONITORS.
 - ITEMS SHOWN WITH DASHED LINES WILL BE SUPPLIED AND INSTALLED BY OWNER.
 - ALL CONDUITS SHALL BE LABELLED AT BOTH ENDS WITH SOURCE AND END DEVICE IDENTIFIER.
 - ALL EMPTY CONDUITS TO BE INSTALLED WITH PULL CORDS.
 - TELEVISION MONITOR FM WIRELESS TRANSMITTER BY OWNER.
 - PROVIDE BLANK COVER PLATE WITH LABEL "FUTURE CABLE TV".

DETAIL 2
 SCALE: N.T.S.
 CATV VIDEO & CATV DATA BLOCK DIAGRAM



- DETAIL NOTES:**
- POOL AND GYM ALARM SYSTEM COMPONENTS SUPPLIED BY SDS SECURITY CONTACT RON TAYLOR AT TEL: 589-7507.
 - ALL WIRING TO BE IN CONDUIT.
 - ALARM PUSHBUTTON IN GYM SHALL BE MAINTAINED CONTACT MUSHROOM HEAD WITH PULL TO RELEASE FUNCTION. CAMDEN MODEL: CM-400.
 - GUARD STATION DROWNING ALARM PUSHBUTTONS HAVE NO STROBES.
 - GUARD STATION ARM/DISARM KEY SWITCH AND RESET PUSHBUTTON ARE CURRENTLY USED FOR EXISTING DROWNING ALARM. RECONFIGURE ARM/DISARM KEY SWITCH FOR POOL DECK SENSORS ONLY. RECONFIGURE RESET PUSHBUTTON TO RESET ALL ZONES (DROWNING AND POOL DECK). PROVIDE RED LAMACOID WITH 25mm WHITE LETTERS INDICATING "POOL ALARM RESET" AND "DECK ALARM ARM/DISARM".
 - GYM ALARM AND POOL DROWNING ZONES ARE TO BE ARMED CONTINUOUSLY (ONLY ARM/DISARM CAPABILITY IS AT PANEL).
 - ANNUNCIATOR (MODEL SDR 100) SHALL INCLUDE:
 - GYM ALARM LED C/W LABEL
 - POOL DROWNING ALARM LED C/W LABEL
 - POOL DECK ALARM LED C/W LABEL
 - POOL DECK ALARM ARM/DISARM LED C/W LABEL
 - PIZEO BUZZER
 - GYM ALARM AND POOL ALARM ARE TO HAVE DIFFERENT TONES TO ALLOW ALARMS FROM POOL AND GYM TO BE DIFFERENTIATED AUDIBLY.
 - REFER TO DRAWINGS FOR NUMBER OF PUSHBUTTON/STROBES AND HORNS.
 - MOUNT NEW GYM PUSHBUTTONS/STROBES AT SAME ELEVATION AS EXISTING POOL DROWNING PUSHBUTTONS/STROBES.
 - PROVIDE VOLUME CONTROL IN CONTROL PANEL TO ALLOW ADJUSTMENT OF HORN SOUND LEVEL DURING COMMISSIONING.
 - PROVIDE SIGN WITH RED LAMACOID WITH 50mm HEIGHT WHITE LETTERS ABOVE EACH PUSHBUTTON (EXISTING AND NEW) INDICATING "PRESS FOR EMERGENCY".
 - PROVIDE RED LAMACOID WITH 25mm HEIGHT WHITE LETTERS INDICATING "POOL ALARM RESET".
 - PROVIDE A RED LAMACOID WITH WHITE LETTERING ABOVE EACH GYM ALARM PUSHBUTTON. (25mm LETTERS) "WHEN A SERIOUS INCIDENT HAS OCCURRED, PRESS THE RED BUTTON. AN ALARM WILL SOUND THROUGHOUT THE ENTIRE BUILDING TO ALERT STAFF TO ATTEND." (25mm LETTERS) "FOR INCIDENTS NOT CRITICAL IN NATURE, PLEASE CONTACT THE FRONT DESK STAFF." (25mm LETTERS) THIS IS ALARM STATION: (75mm LETTERS) _____ REFER TO FLOOR PLAN FOR STATION DESIGNATIONS. SUBMIT SAMPLE FOR APPROVAL.

DETAIL 3
 SCALE: N.T.S.
 POOL AND GYM ALARM BLOCK DIAGRAM

UMA | AECOM
 © 2007 UMA ENGINEERING LTD. ALL RIGHTS RESERVED.

APCCM
 Certificate of Authorization
 UMA Engineering Ltd. (MB)
 No. 256 Date: 12/23/2007

DRN	CHK	DES	ENG	IDR

UMA | AECOM REVIEW

NO.	REVISION/DESCRIPTION	BY	DATE
0	ISSUED FOR TENDER	QL	07/07/23

SEALS

PROVINCE OF MANITOBA
 S. R. [Signature]
 SMART Member
 20996
 REGISTERED PROFESSIONAL ENGINEER

DRAWN BY: QL
 CHECKED BY: [Signature]
 DATE: 2007.02.21
 USER APPROVAL

CITY OF WINNIPEG
 PLANNING, PROPERTY & DEVELOPMENT DEPARTMENT
 CIVIC ACCOMMODATIONS DIVISION
 300 - 65 GARRY ST. R3C 4K4

PROJECT
 Construction of Cindy Klassen
 Recreation Complex Facility
 Enhancement Project
 999 Sargeant St. Winnipeg, Manitoba

SHEET TITLE
 Electrical
 Details

SCALE N.T.S.	PROJECT NO. 2005-059	SHEET NO. E7.3
-----------------	-------------------------	-------------------

DRAWING SHEET SIZE: A1 (841mm x 594mm) PLOT 1:1