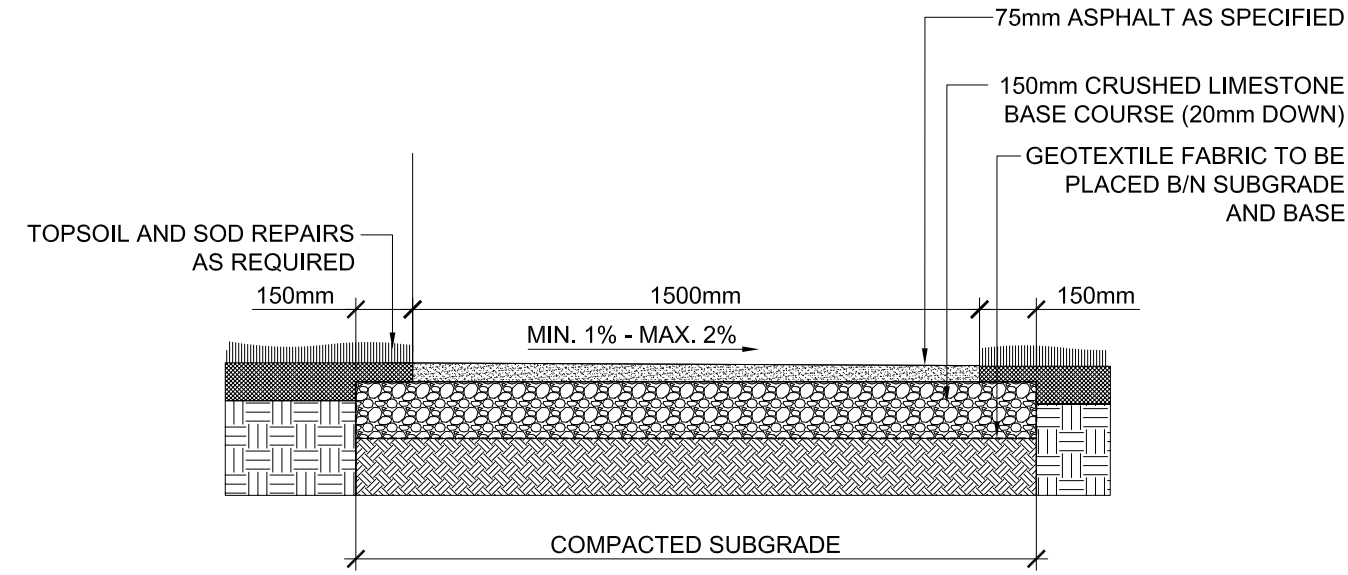
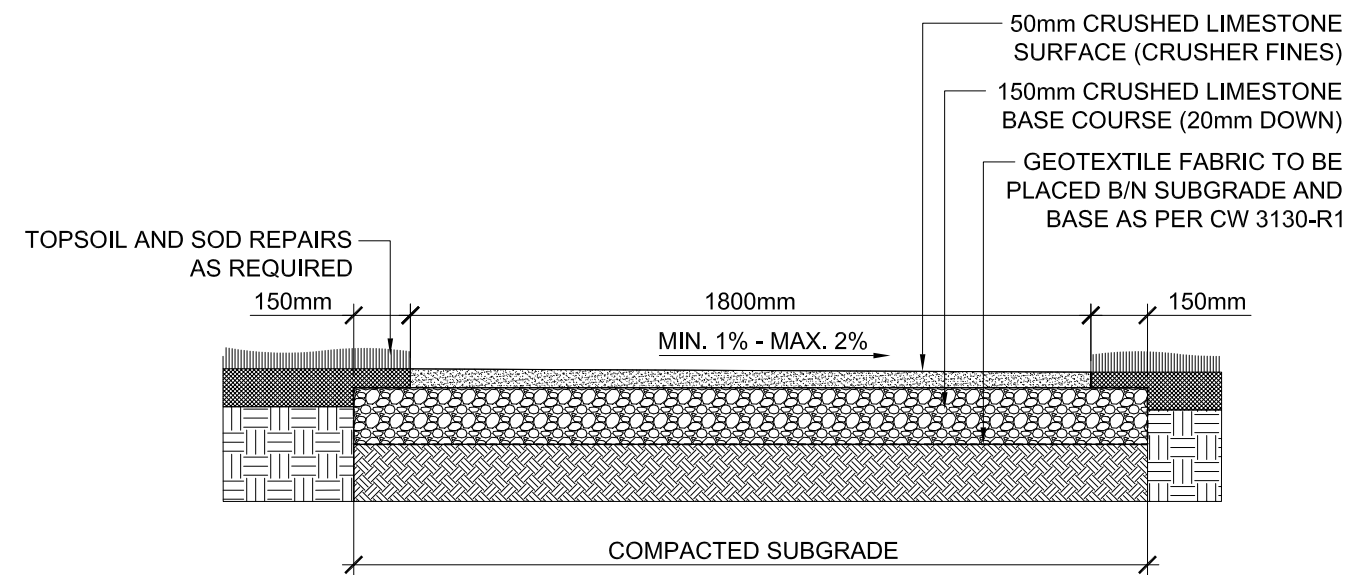


NOTES

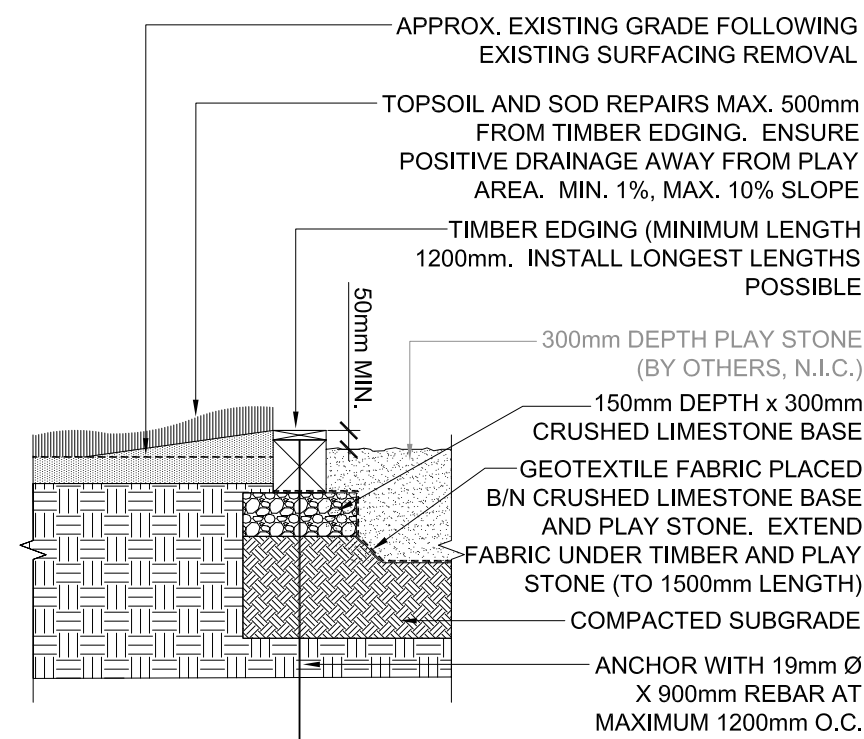
GENERAL NOTES

1. SUB-GRADE, SUB-BASE AND BASE COURSE CONSTRUCTION AS PER CW 3110-R10
2. ASPHALT PAVING AS PER 3410-R7
3. GEOTEXTILE FABRIC AS PER CW 3130-R1
4. TOPSOIL AND SOD AS PER CW 3510-R9
5. ALL NOTES IN GREY INDICATE WORK TO BE COMPLETED BY OTHERS UNDER SEPARATE CONTRACT
6. REFER ALSO TO WRITTEN SPECIFICATIONS

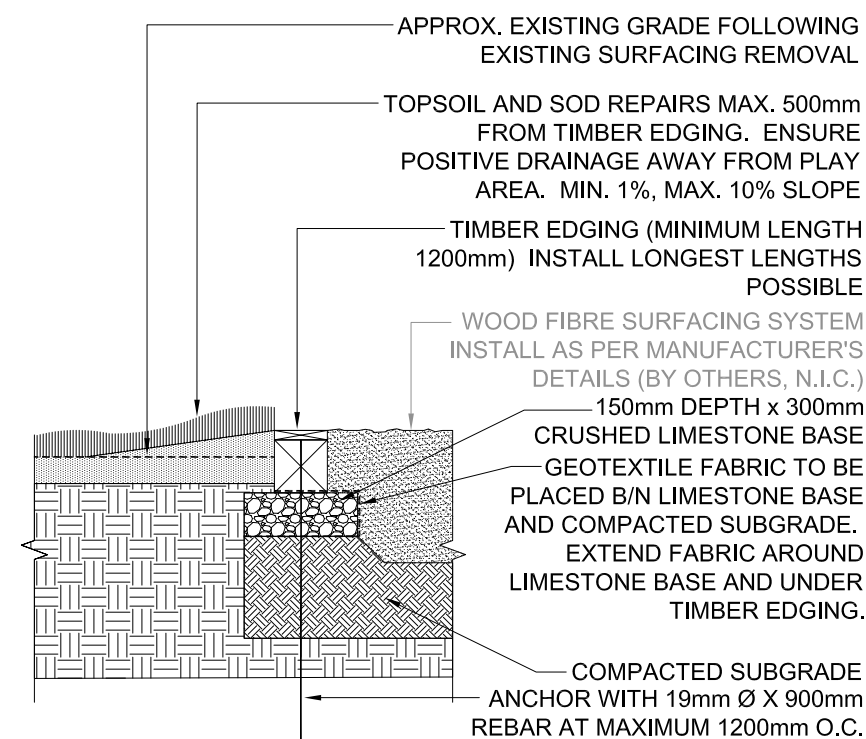


1 CRUSHED LIMESTONE PATHWAY - TYPICAL SECTION
D1 SCALE 1:20

2 ASPHALT PATHWAY - TYPICAL SECTION
D1 SCALE 1:20

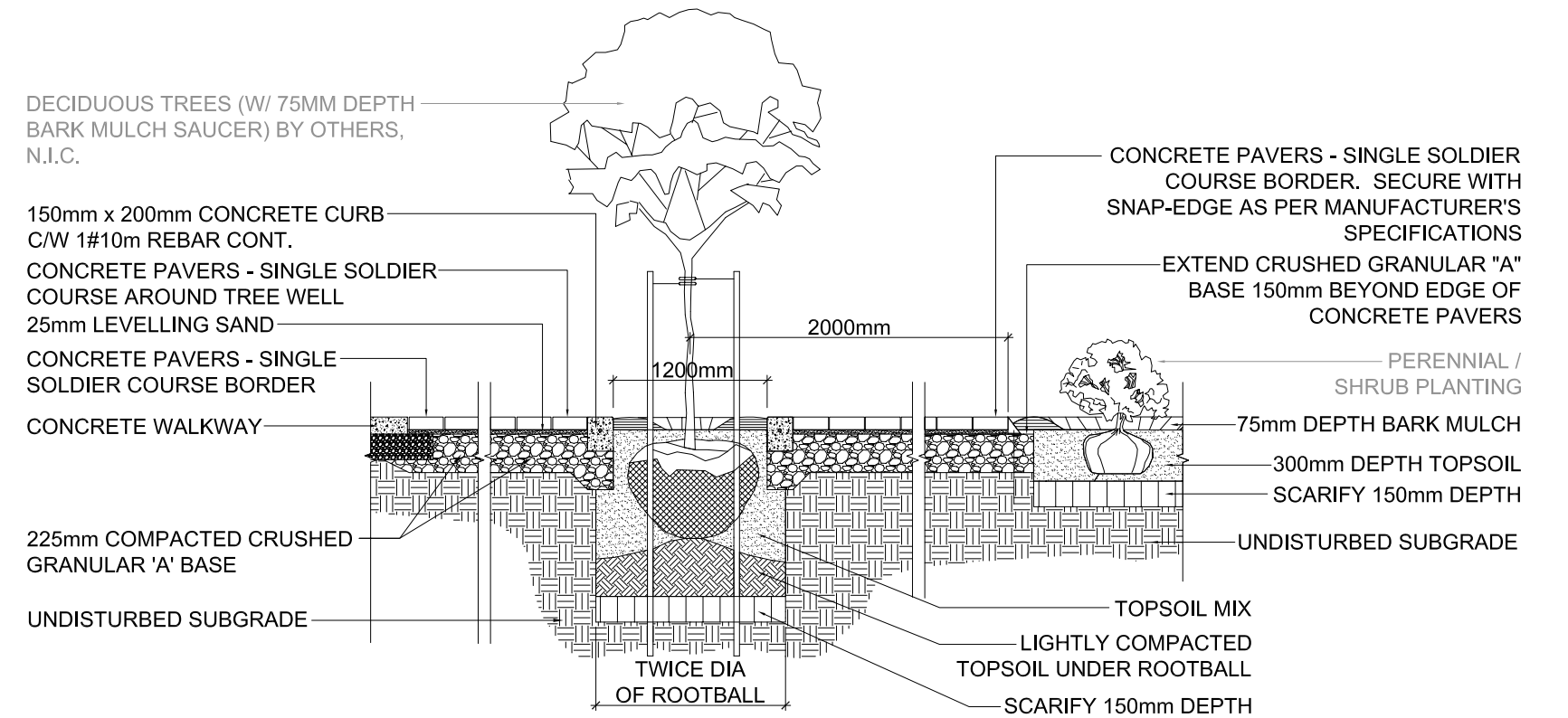


TIMBER EDGING NOTE:
 BASE COURSE: 150mm x 150mm ACQ PRESSURE TREATED PINE
 PEDRA CAP: 32mm X 150mm
 PEDRA CAP TO BE ANCHORED TO BASE COURSE WITH DOUBLE ROW YELLOW ZINC PLATED DECK SCREWS AT 450mm O.C. OFFSET ROWS.



3 TIMBER EDGING W/ PLAY STONE
D1 SCALE 1:20

4 TIMBER EDGING W/ WOOD FIBRE SYSTEM
D1 SCALE 1:20



5 FURBY STREET GAME TABLES AREA
PAVING AND TREE PLANTING SECTION
D1 SCALE 1:50

NOT FOR CONSTRUCTION

All measurements in millimeters, unless otherwise noted.



DESIGNED BY	JW	CHECKED BY	DM
DRAWN BY	WF/JW	APPROVED BY	DM
HOR. SCALE:	AS SHOWN	RELEASED FOR CONSTRUCTION:	
VERTICAL:		DATE	
DATE	2007.09.21	DATE	

LANDSCAPE ARCHITECT'S SEAL



THE CITY OF WINNIPEG
DEPARTMENT OF PLANNING,
PROPERTY AND DEVELOPMENT

PROJECT TITLE
CITY OF WINNIPEG PLAYGROUND RENOVATIONS
SITE WORKS AND FURNISHINGS

SHEET OF
10 OF **10**

COMPUTER FILE NAME
7036-SITE-FS.DWG

DETAILS

CITY DRAWING NUMBER
D1