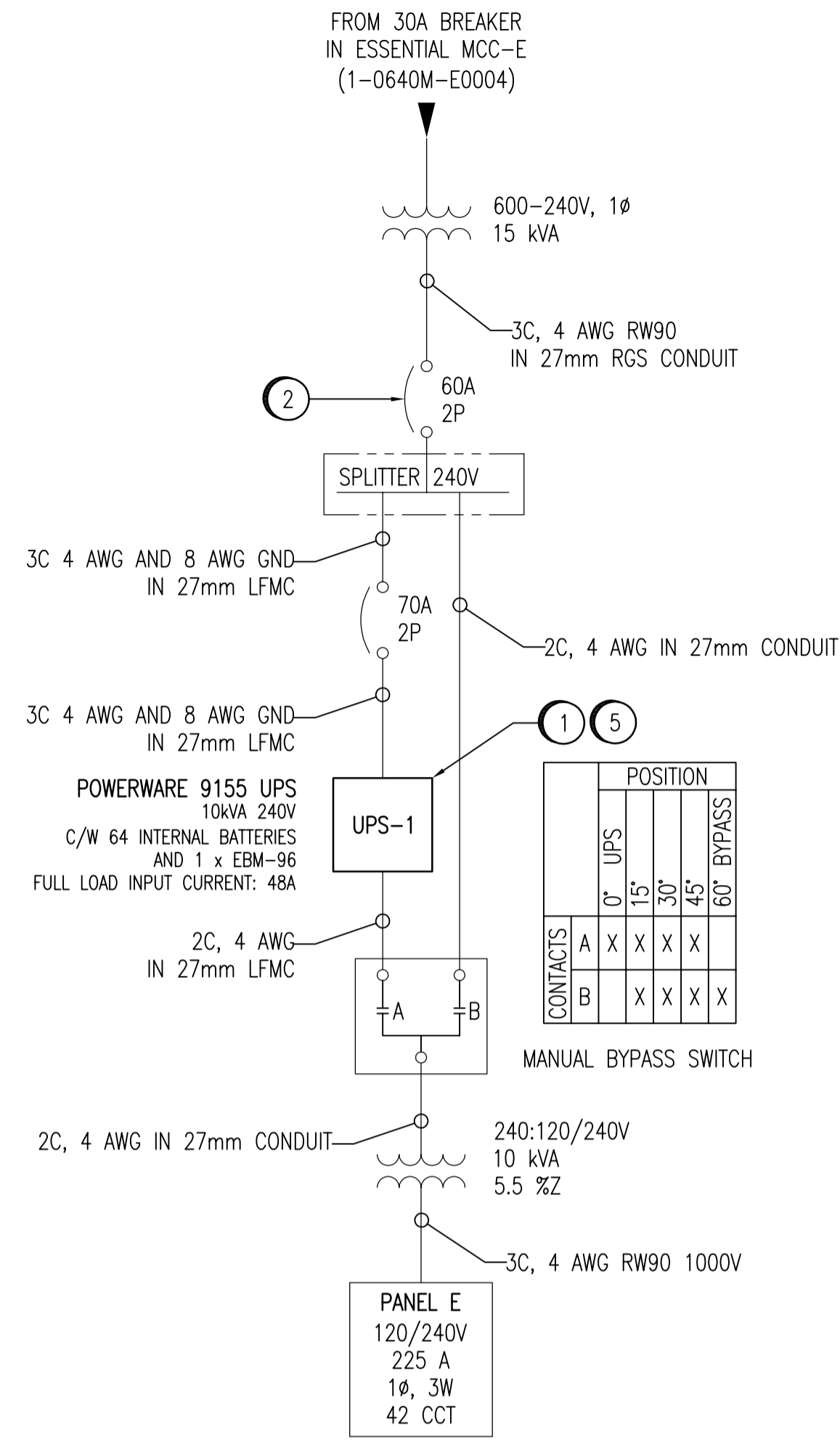
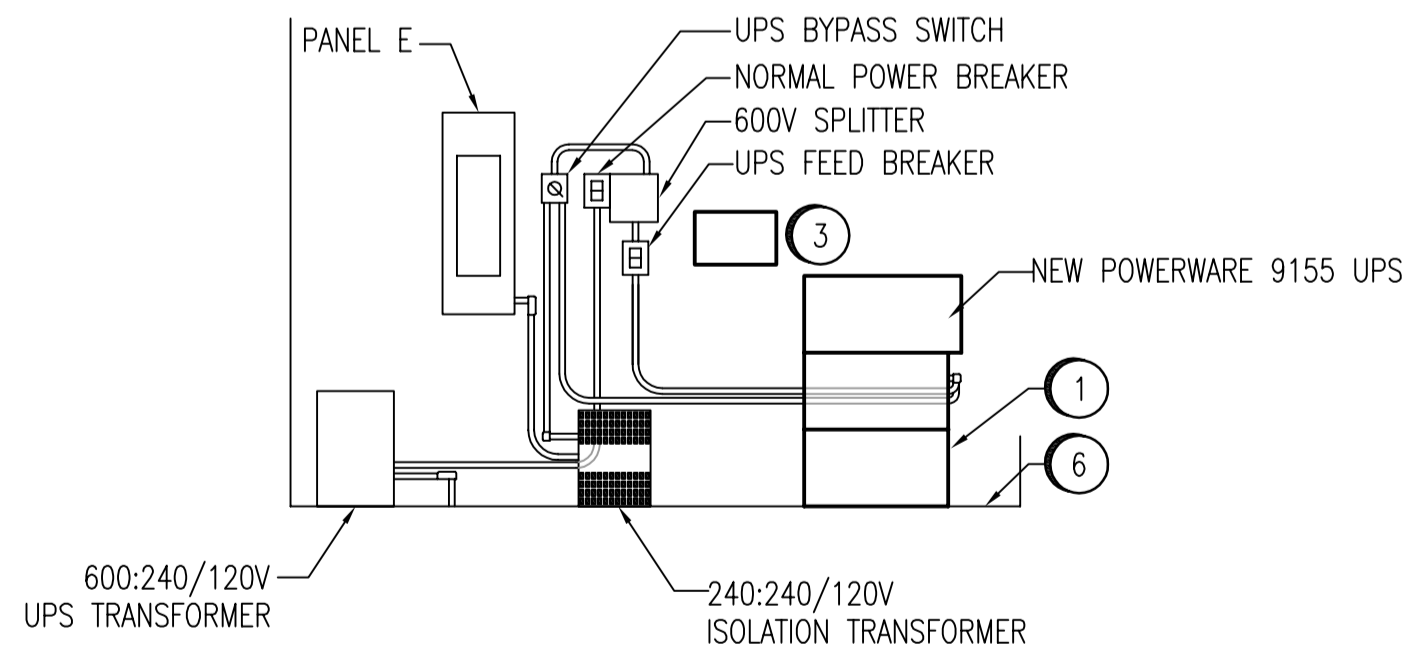


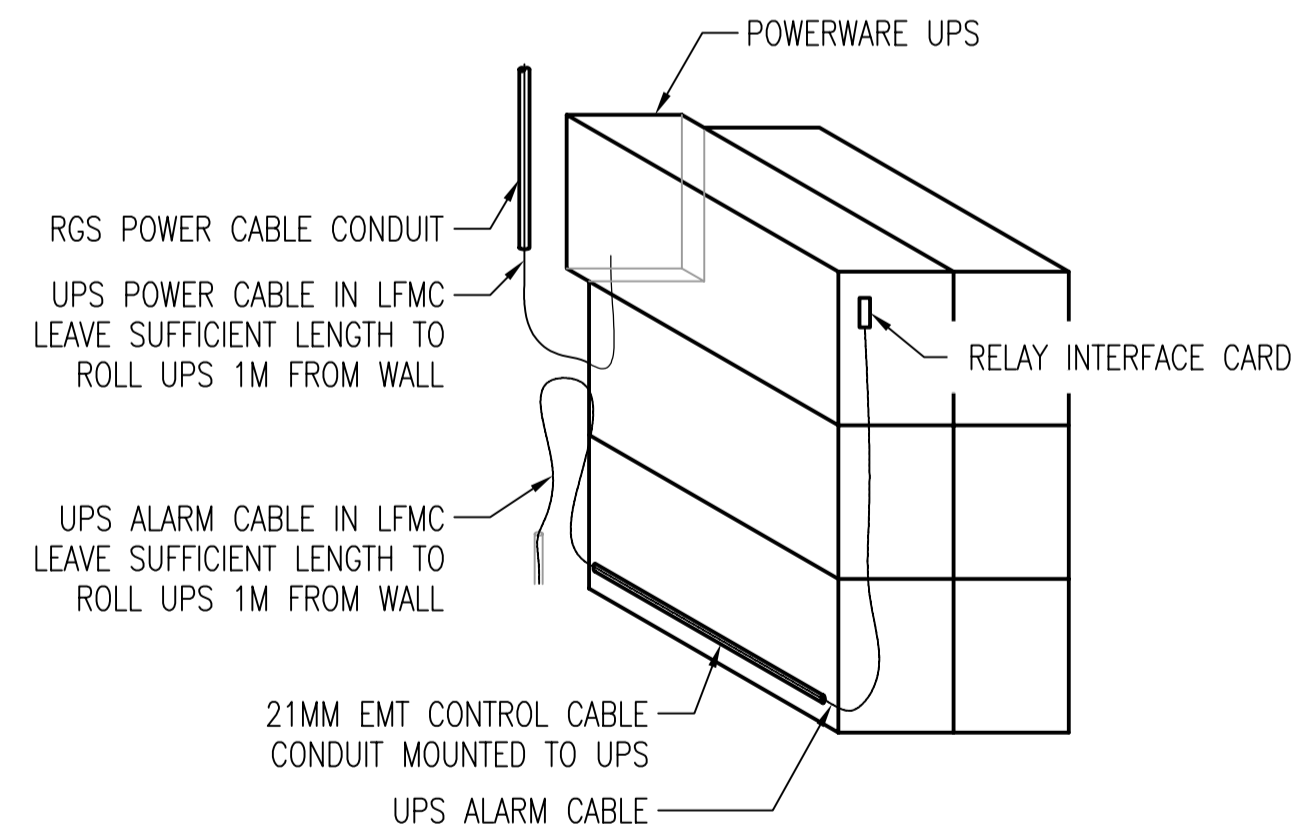
**CONTROL ROOM PLAN**  
SCALE: N.T.S.



**SINGLE LINE DIAGRAM**



**SECTION E**  
SCALE: N.T.S.



**DETAIL 1**  
SCALE: N.T.S.

| LEGEND |  |
|--------|--|
| LFMC   | LIQUID TIGHT FLEXIBLE METAL CONDUIT        |
| LFNMC  | LIQUID TIGHT FLEXIBLE NON-METALLIC CONDUIT |
| RGS    | RIGID GALVANIZED STEEL CONDUIT             |

| NO. | CONSTRUCTION NOTES  |
|-----|---|
| 1   | REMOVE EXISTING POWERWARE PLUS 12 UPS AND ASSOCIATED BATTERY MODULES. SUPPLY, INSTALL, AND CONFIGURE NEW POWERWARE 9155 UPS. FOLLOW MANUFACTURER INSTRUCTIONS UNLESS OTHERWISE NOTED. DO NOT INTERRUPT POWER TO PANEL E WITHOUT APPROVAL OF THE CONTRACT ADMINISTRATOR! |
| 2   | REMOVE EXISTING SQUARE D QO 70A BREAKER AND INSTALL NEW 60A BREAKER. DO NOT INTERRUPT POWER TO PANEL E WITHOUT APPROVAL OF THE CONTRACT ADMINISTRATOR!  |
| 3   | MOUNT A COPY OF DRAWING 1-0640M-E0012 ADJACENT TO THE UPS, WITH A CLEAR PLEXIGLASS COVER.   |
| 4   | INSTALL UPS ALARM CABLE AS PER DRAWING 1-0640M-A0028. PROTECT CABLE IN 21MM EMT CONDUIT.  |
| 5   | TEST INSTALLED UPS AS PER THE SPECIFICATIONS.   |
| 6   | SEAL ALL OPENINGS IN THE FLOOR WITH AN APPROVED FIRESTOP MATERIAL.  |

| DRAWING NUMBER | REFERENCE DRAWINGS |
|----------------|--------------------|
|                |                    |



|                     |               |                    |   |                      |
|---------------------|---------------|--------------------|---|----------------------|
| B.M. ELEV.          | FIELD BOOK #: |                    | SNC-LAVALIN INC.<br>148 Nature Park Way<br>Winnipeg, MB, Canada R3P 0X7<br>204-786-8080 |                      |
| POSTED TO LBIS      |               |                    | DESIGNED BY C. REIMER   | CHECKED BY C. REIMER |
|                     |               | DRAWN BY A. OLIVER | APPROVED BY C. REIMER   |                      |
|                     |               | HOR. SCALE NTS     | RELEASED FOR CONSTRUCTION   |                      |
|                     |               | VERTICAL NTS       | DATE 2007/07/05   |                      |
| 0 ISSUED FOR TENDER | 2008/01/08    | AEO                | DATE  |                      |
| NO. REVISIONS       | DATE          | BY                 | FILENAME: 1-0640M-E0011-001-00.dwg  |                      |

|   |  |       |           |
|---|--|-------|-----------|
| ENGINEER'S SEAL                                       | THE CITY OF WINNIPEG<br>WATER AND WASTE DEPARTMENT   |       |           |
| <b>PRELIMINARY</b><br>NOT TO BE USED FOR CONSTRUCTION | MCPHILLIPS PUMPING STATION<br>UPS UPGRADES<br>SINGLE LINE DIAGRAM & LAYOUT<br>REMOVALS & INSTALLATIONS |       |           |
|   | CITY DRAWING NUMBER  | SHEET | REV. SIZE |
| 1-0640M-E0011   | 001  | 0     | A1        |