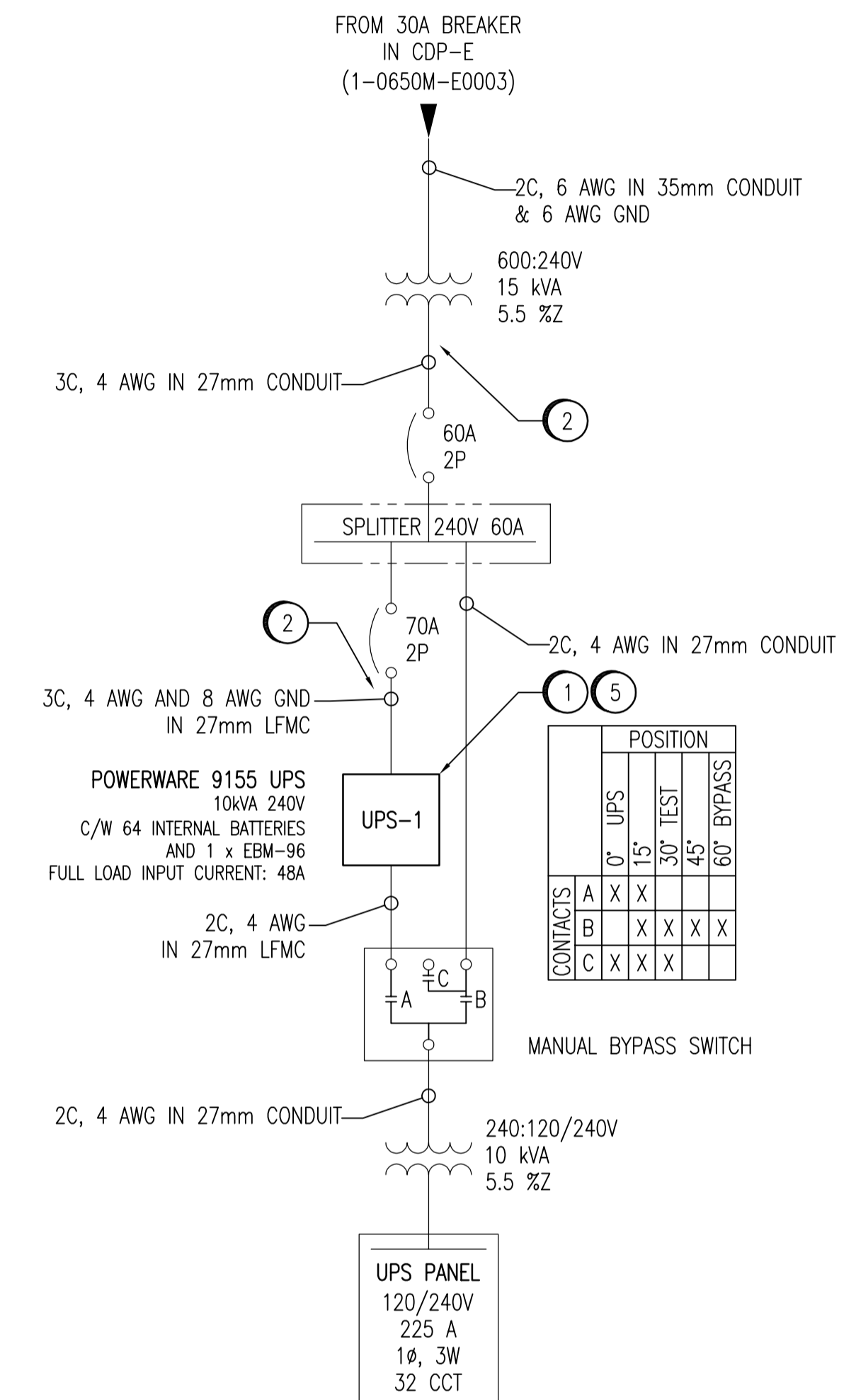
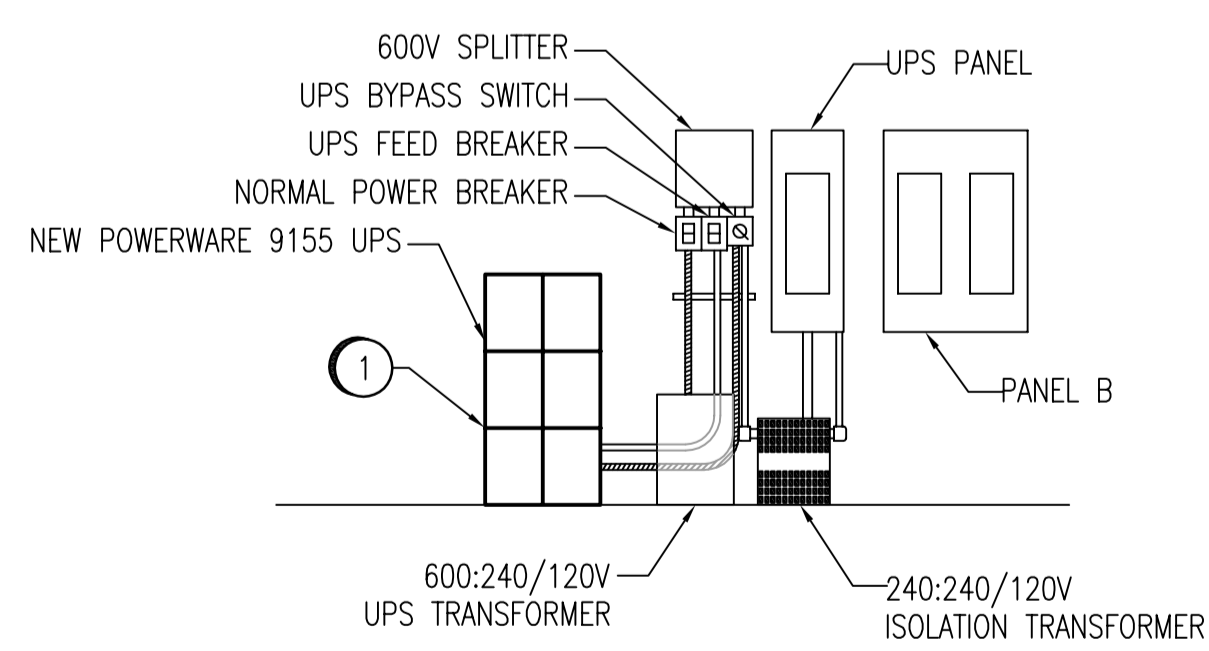


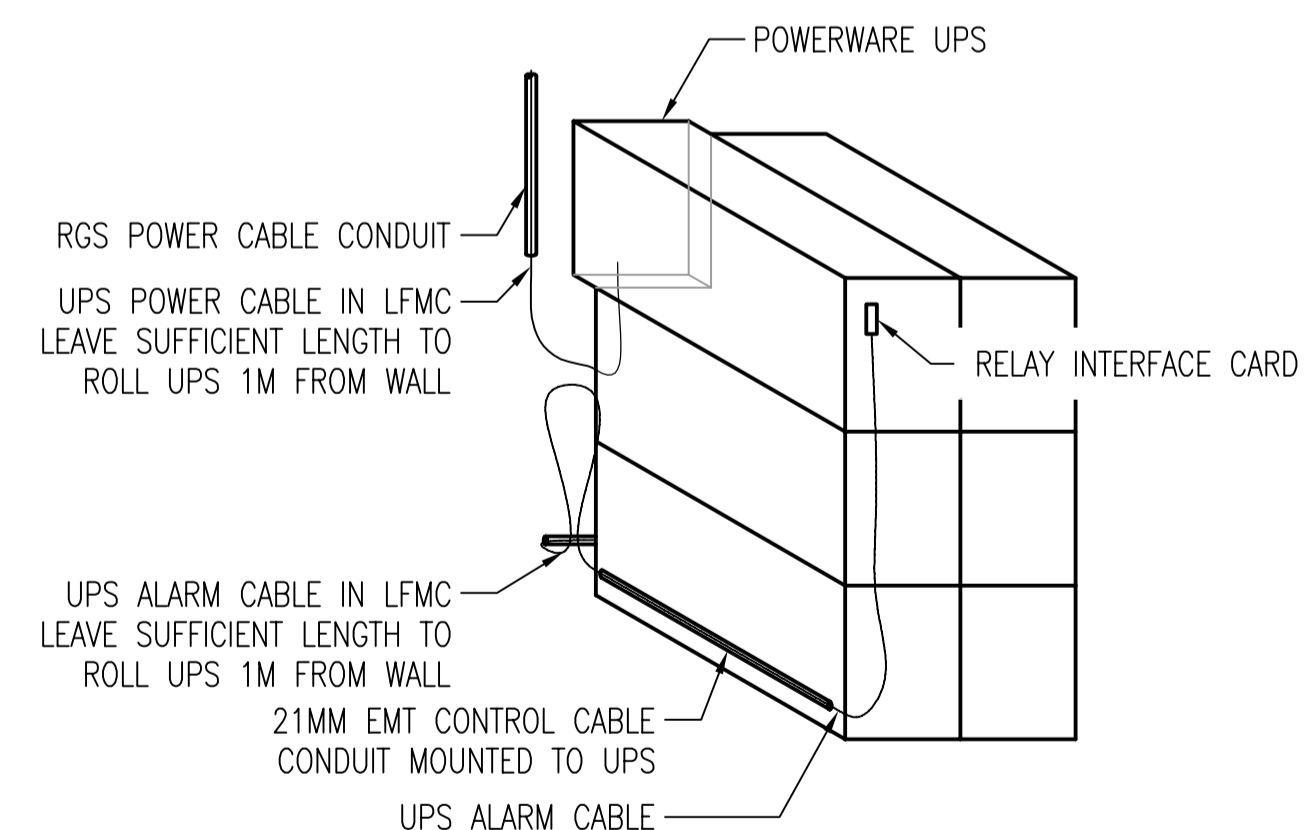
ELECTRICAL ROOM PLAN
SCALE: N.T.S.



SINGLE LINE DIAGRAM



SECTION D
SCALE: N.T.S.



DETAIL 1
SCALE: N.T.S.

- XMR-3 FD
- PP-11 STARTER
- PP-12 STARTER
- PP-13 STARTER

LEGEND	
LFMC	LIQUID TIGHT FLEXIBLE METAL CONDUIT
LFNMC	LIQUID TIGHT FLEXIBLE NON-METALLIC CONDUIT
RGS	RIGID GALVANIZED STEEL CONDUIT

NO.	CONSTRUCTION NOTES
1	REMOVE EXISTING POWERWARE PLUS 12 UPS AND ASSOCIATED BATTERY MODULES. SUPPLY, INSTALL, AND CONFIGURE NEW POWERWARE 9155 UPS. FOLLOW MANUFACTURER INSTRUCTIONS UNLESS OTHERWISE NOTED. DO NOT INTERRUPT POWER TO UPS PANEL WITHOUT APPROVAL OF THE CONTRACT ADMINISTRATOR!
2	INSTALL 4 AWG, RW90 NEUTRAL CONDUCTOR BETWEEN THE 15kVA TRANSFORMER AND THE UPS.
3	MOUNT A COPY OF DRAWING 1-0650M-E0012 ADJACENT TO THE UPS. THE DRAWING IS TO BE FRAMED, WITH A CLEAR PLEXIGLASS COVER.
4	INSTALL UPS ALARM CABLE AS PER DRAWING 1-0650M-A0027. PROTECT CABLE IN 21MM EMT CONDUIT.
5	TEST INSTALLED UPS AS PER THE SPECIFICATIONS.

LAST SAVE: 2008/01/09 - 10:26am
 PATH: M:\113063\ENGR\7ELE\DD - General DWG\1-0650M-E0011-001-00.dwg

DRAWING NUMBER	REFERENCE DRAWINGS
----------------	--------------------

Certificate of Authorization
SNC-Lavalin Inc. (MB)
 No. 4489 Expiry: April 30, 2008

B.M. ELEV.	FIELD BOOK #:	 SNC-LAVALIN INC. 148 Nature Park Way Winnipeg, MB, Canada R3P 0X7 204-786-8080	
POSTED TO LBIS			
DESIGNED BY	C. REIMER	CHECKED BY	C. REIMER
DRAWN BY	A. OLIVER	APPROVED BY	C. REIMER
HOR. SCALE	NTS	RELEASED FOR CONSTRUCTION	
VERTICAL SCALE	NTS	DATE	2007/07/05
0 ISSUED FOR TENDER	2008/01/08	AEO	
NO. REVISIONS	DATE	BY	FILENAME: 1-0650M-E0011-001-00.dwg

ENGINEER'S SEAL
PRELIMINARY
NOT TO BE USED FOR CONSTRUCTION

THE CITY OF WINNIPEG
 WATER AND WASTE DEPARTMENT

HURST WATER PUMPING STATION
 UPS UPGRADES
 SINGLE LINE DIAGRAM & LAYOUT
 REMOVALS & INSTALLATIONS

CITY DRAWING NUMBER	SHEET	REV.	SIZE
1-0650M-E0011	001	0	A1