

BM

B2

B6

B11

LL
WB-B0206

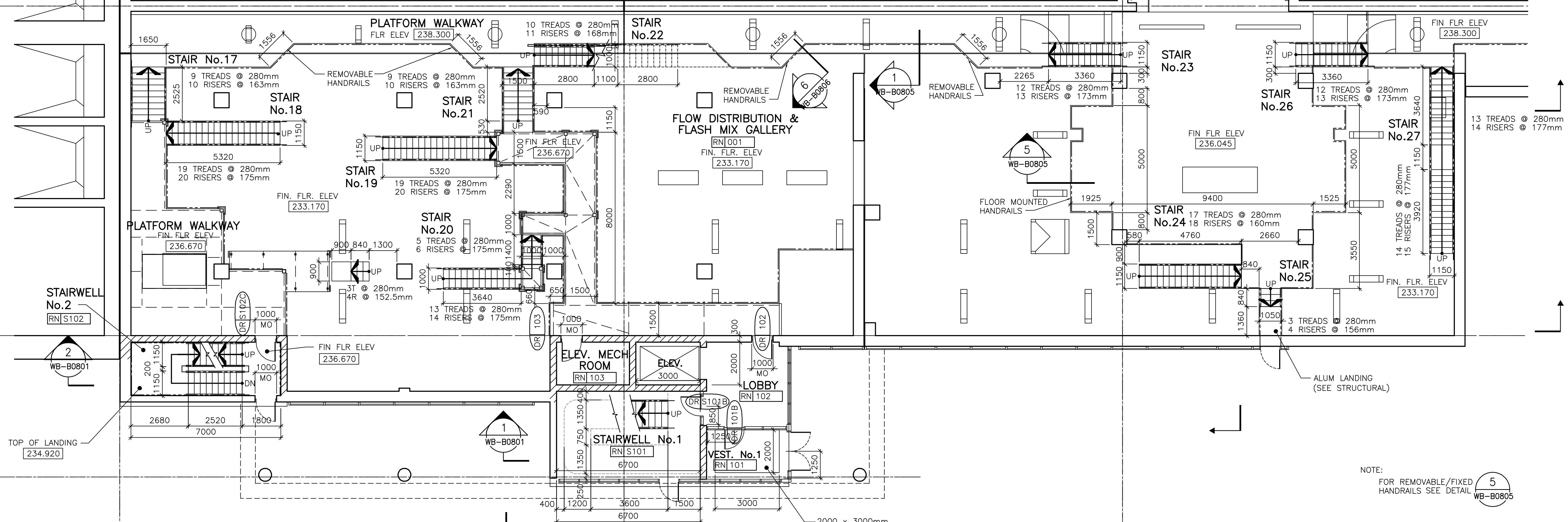
MM
WB-B0207

BN

BP

BB
WB-B0202

CC
WB-B0202

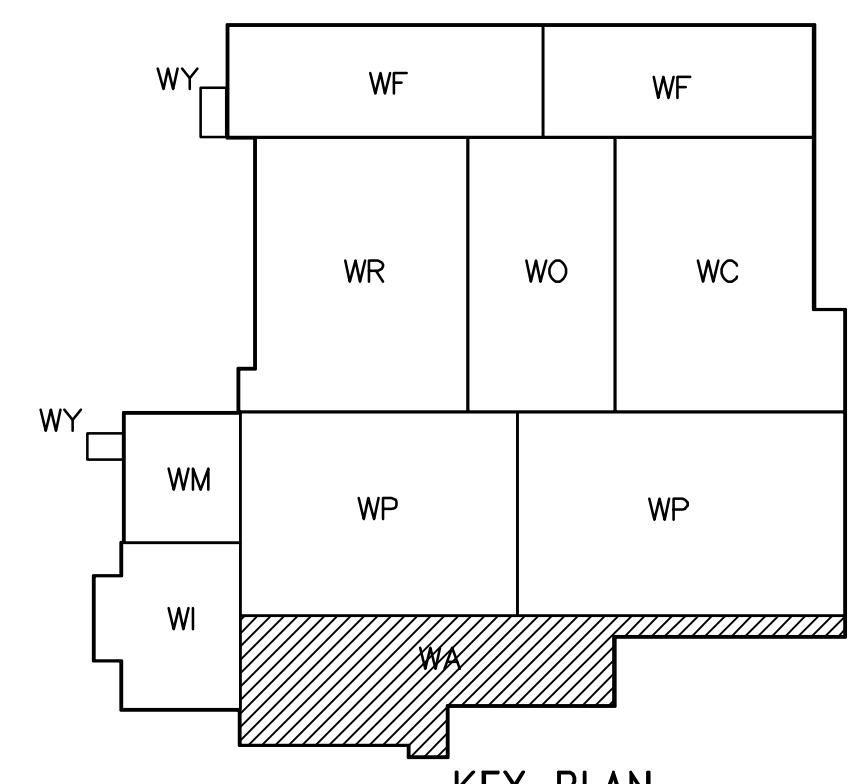


1 PARTIAL PLAN - DAF INFLUENT GALLERY / MAIN LOBBY AREA (FIRST FLOOR LEVEL)
WB-B0119 1:100

2000 x 3000mm
PEDIGRID MODEL G1 BY
PEDISYSTEMS, 46mm DEEP
C/W DRIP PAN &
EXTERIOR CARPET INSERTS
FINISH ELEV
236.670

NOTE:
FOR REMOVABLE/FIXED
HANDRAILS SEE DETAIL
5
WB-B0805

FIRE RATINGS:
2 HR FIRE RATING



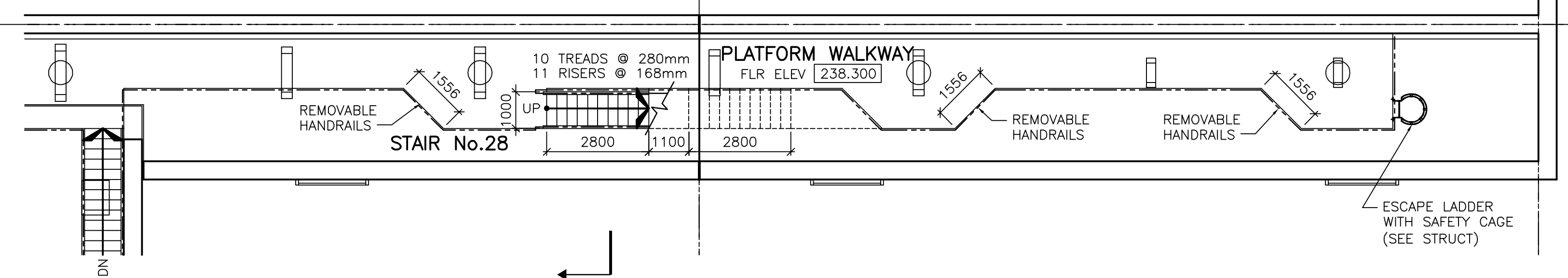
KEY PLAN

BM

B16

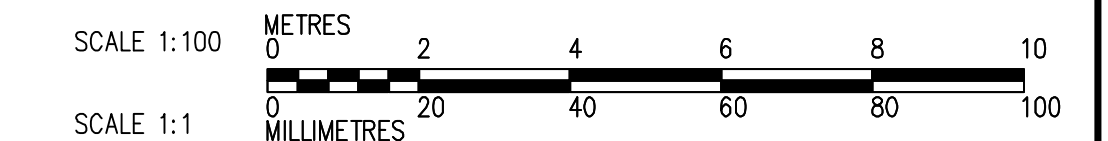
B19

DD
WB-B0203



2 PARTIAL PLAN - DAF INFLUENT GALLERY (FIRST FLOOR LEVEL)
WB-B0119 1:100

INFORMATION ONLY



B.M. ELEV.					
DESIGNED BY	TWS	CHECKED BY	BJS		
DRAWN BY	SH/LK/AL	APPROVED BY	AHL		
SCALE:	1:100	RELEASED FOR CONSTRUCTION BY:	R. SOROKOWSKI		
NO.	REVISIONS	DATE	BY	DATE	2005/08/03
03	95-2007 ISSUED FOR CONSTRUCTION	07/09/10	LK	DATE	2007/06/05
02	95-2007 ADDENDUM 06	07/07/20	LK		
01	95-2007 ADDENDUM 01	07/06/12	LK		
00	ISSUED FOR TENDER	07/06/05	LK		

 	 <small>A Tyco International Ltd. Company</small>
ENGINEER'S SEAL	ORIGINAL SIGNED BY
	NEIL COOPER
	2007/06/05
CONSULTANT DRAWING NO.	WB-B0119

 THE CITY OF WINNIPEG WATER AND WASTE DEPARTMENT ENGINEERING DIVISION	
WATER TREATMENT PLANT MAIN BUILDING OFFICE AND PLANT INTERIOR FINISHES	CITY FILE NUMBER
	SHEET OF
ARCHITECTURAL PARTIAL PLAN OF PIPE/FLASH MIX GALLERY (ELEV. 237.500)	CITY DRAWING NUMBER
	1-06018-A-B0119-001-03D