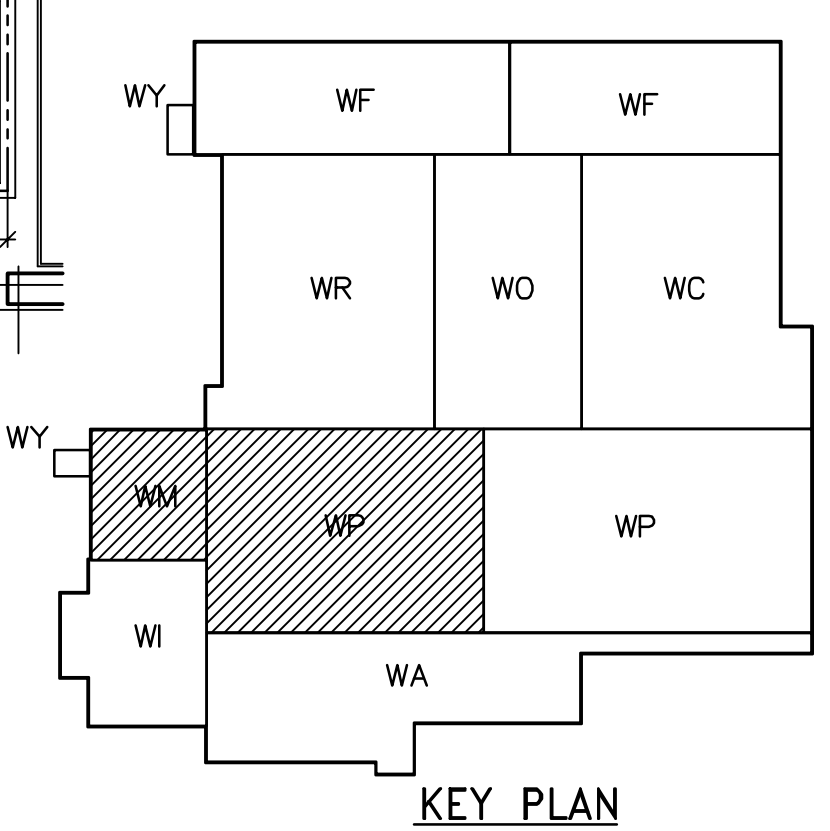
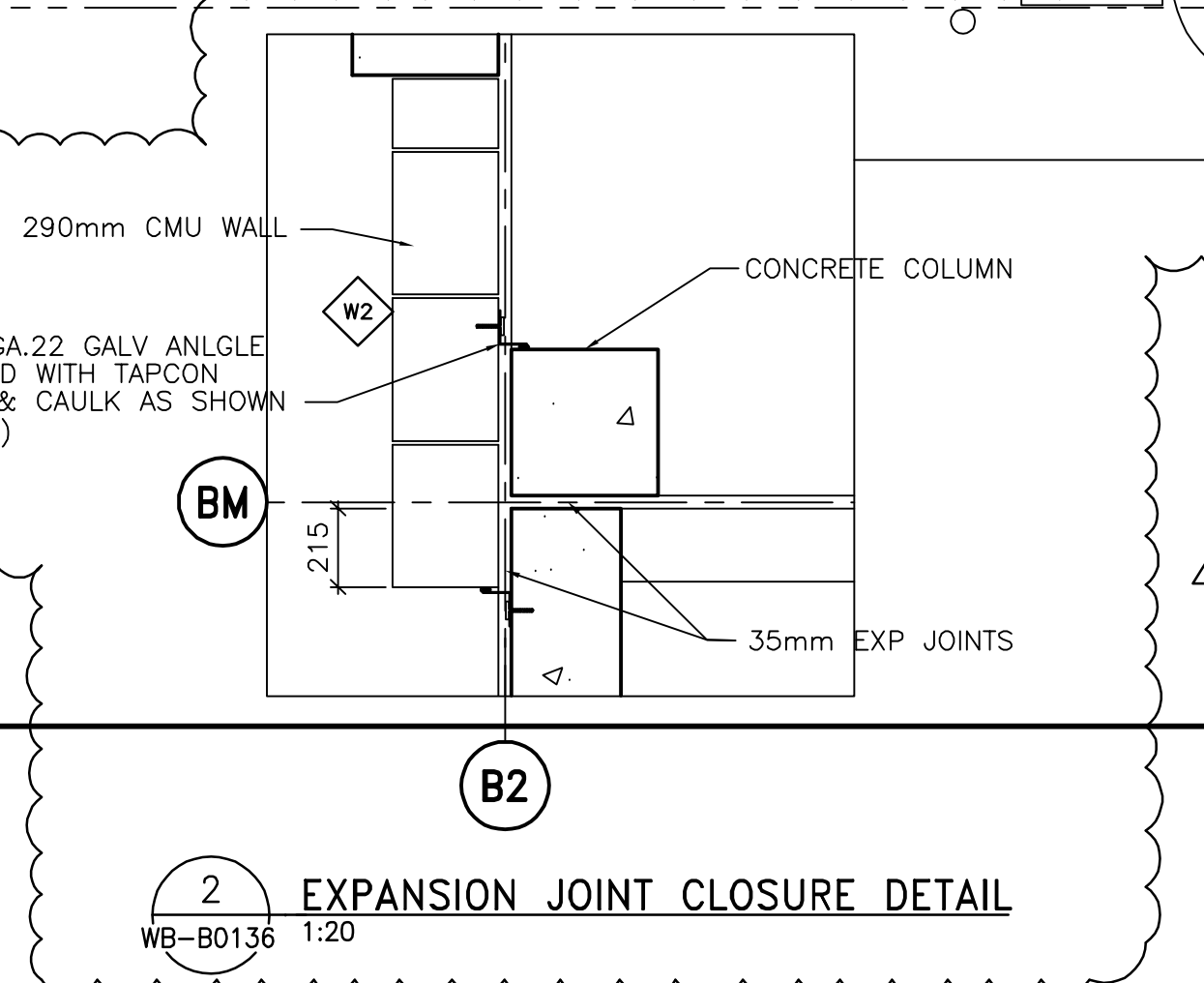


WALL TYPE:
 W2 CMU 290mm

FIRE RATINGS:
 1 HR FIRE RATING

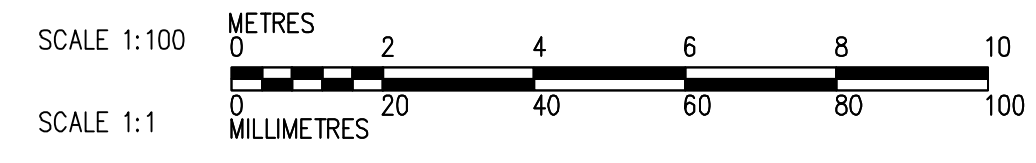


1 PARTIAL PLAN - DAF TANK & GALLERY AND MECH. ROOM #1 (THIRD FLOOR)
 WB-B0136 1:100



2 EXPANSION JOINT CLOSURE DETAIL
 WB-B0136 1:20

INFORMATION ONLY



| NO. | REVISIONS | DATE | BY |
|-----|---------------------------------|----------|----|
| 05 | 95-2007 FI-O-009-FC | 07/01/04 | LK |
| 04 | 95-2007 FI-O-006-FC | 07/12/04 | LK |
| 03 | 95-2007 ISSUED FOR CONSTRUCTION | 07/09/10 | LK |
| 02 | 95-2007 ADDENDUM 06 | 07/07/20 | LK |
| 01 | 95-2007 ADDENDUM 05 | 07/07/13 | LK |
| 00 | ISSUED FOR TENDER | 07/06/05 | LK |

| | | | |
|-------------|------------|-------------------------------|---------------|
| DESIGNED BY | TWS | CHECKED BY | BJS |
| DRAWN BY | AL/LK | APPROVED BY | AHL |
| SCALE: | 1:100 | RELEASED FOR CONSTRUCTION BY: | R. SOROKOWSKI |
| DATE | 2005/08/03 | DATE | 2007/06/05 |

ENGINEER'S SEAL
 ORIGINAL SIGNED BY
 NEIL COOPER
 2007/06/05
 CONSULTANT DRAWING NO.
 WB-B0136

THE CITY OF WINNIPEG
 WATER AND WASTE DEPARTMENT
 ENGINEERING DIVISION

WATER TREATMENT PLANT
 MAIN BUILDING
 OFFICE AND PLANT INTERIOR FINISHES

ARCHITECTURAL
 PARTIAL PLAN OF DAF TANK &
 GALLERY AND MECH. ROOM #1

CITY FILE NUMBER
 SHEET OF
 CITY DRAWING NUMBER
1-06018-A-B0136-001-05D