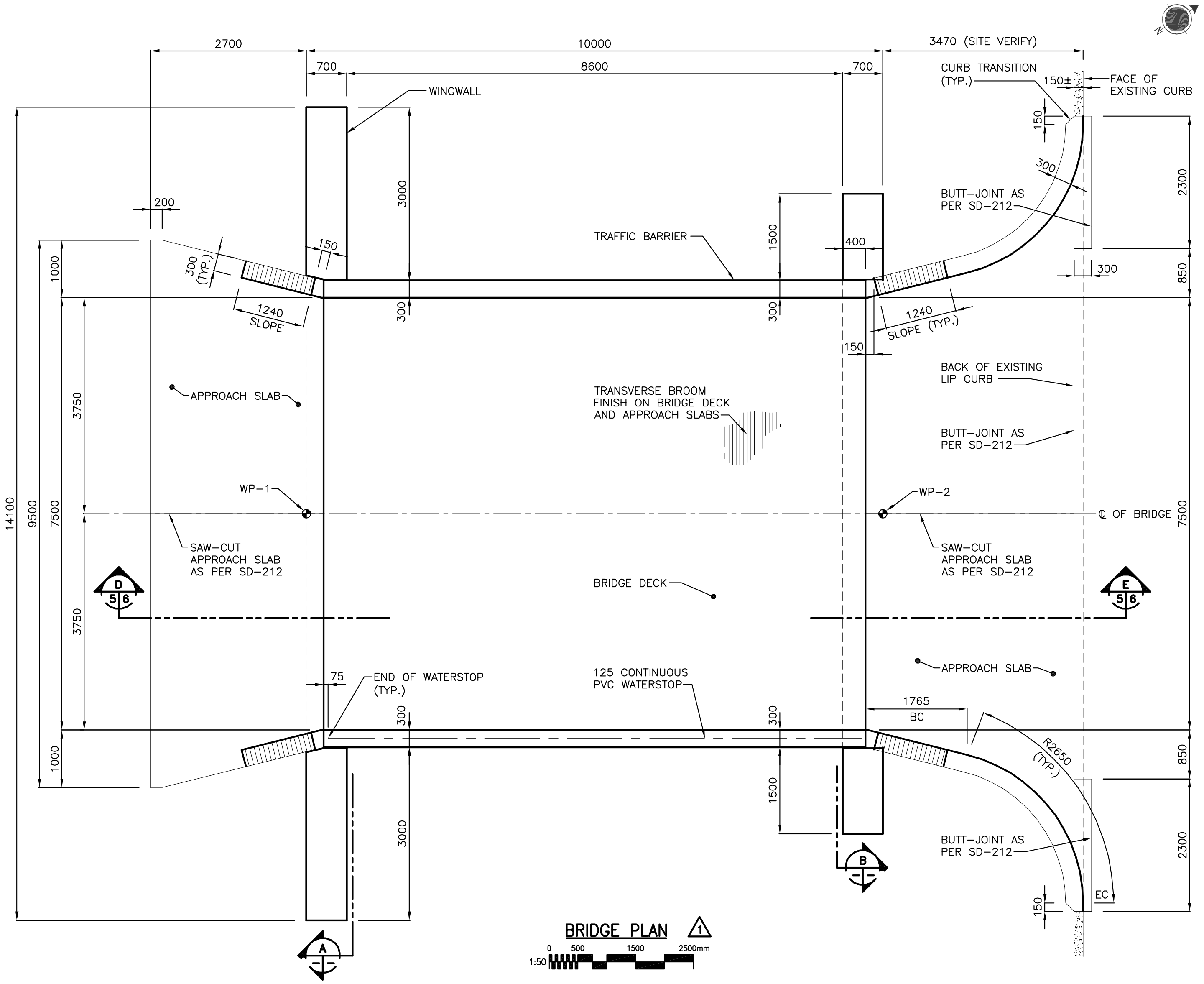

BRIDGE PLAN ⚠1

1:50 0 500 1500 2500mm

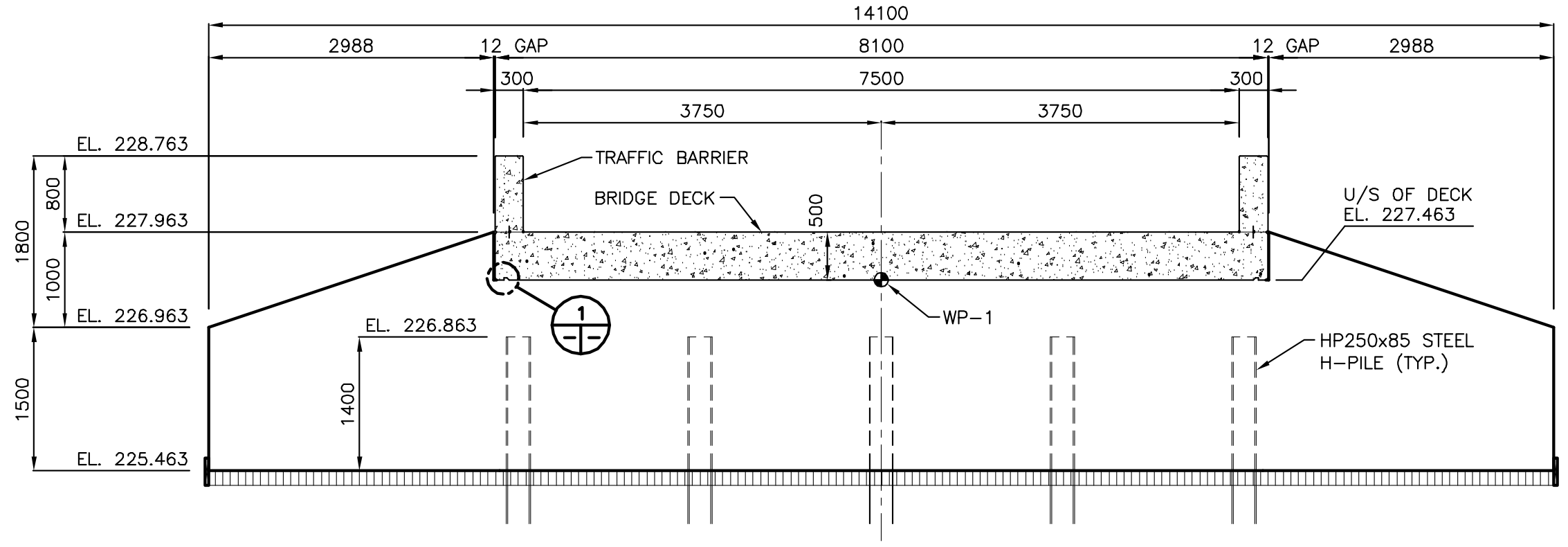

A SECTION

1:50 0 500 1500 2500mm

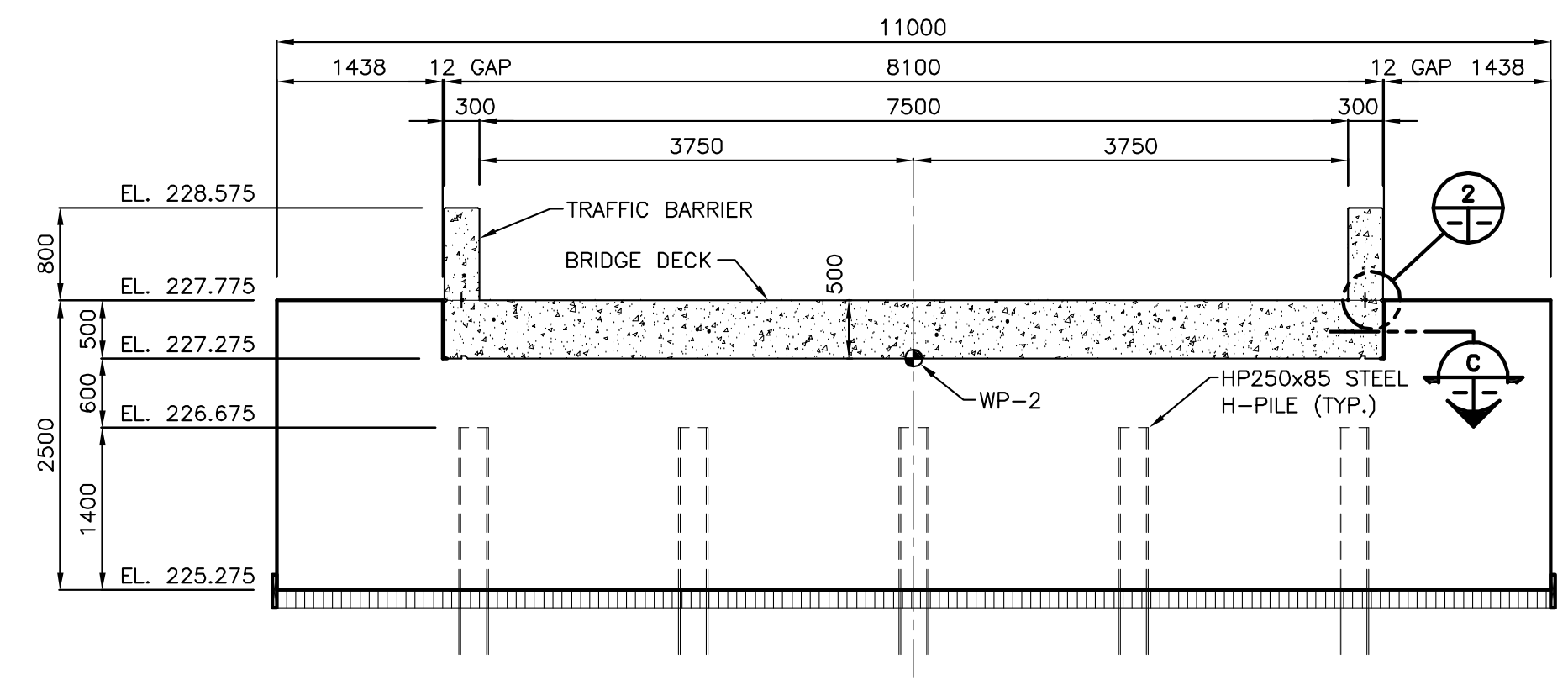

B SECTION

1:50 0 500 1500 2500mm

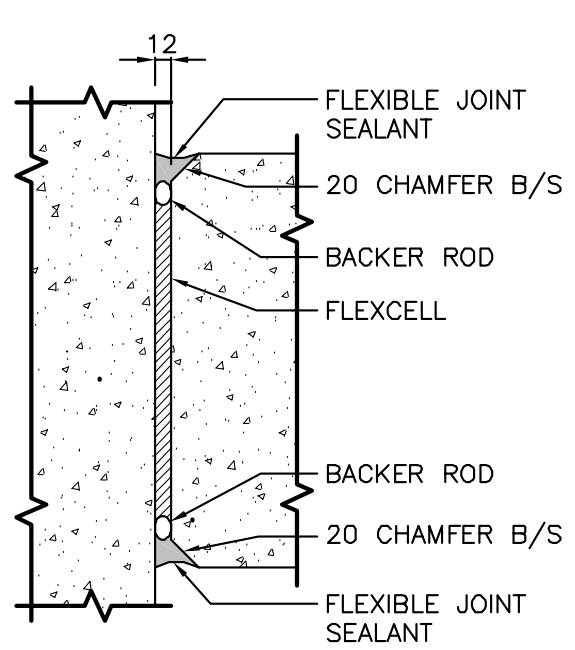

NOTE:
BACKER ROD & FLEXIBLE JOINT SEALANT TO SEAL TOP OF WINGWALL JOINT AS WELL AS THE SIDES

C SECTION

1:5 0 50 150 250mm

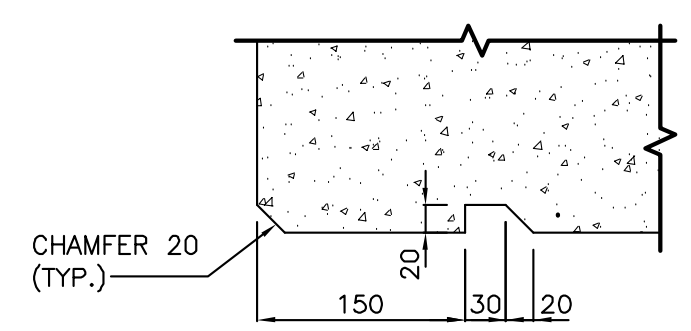

1 DRIP EDGE DETAIL

1:5 0 50 150 250mm

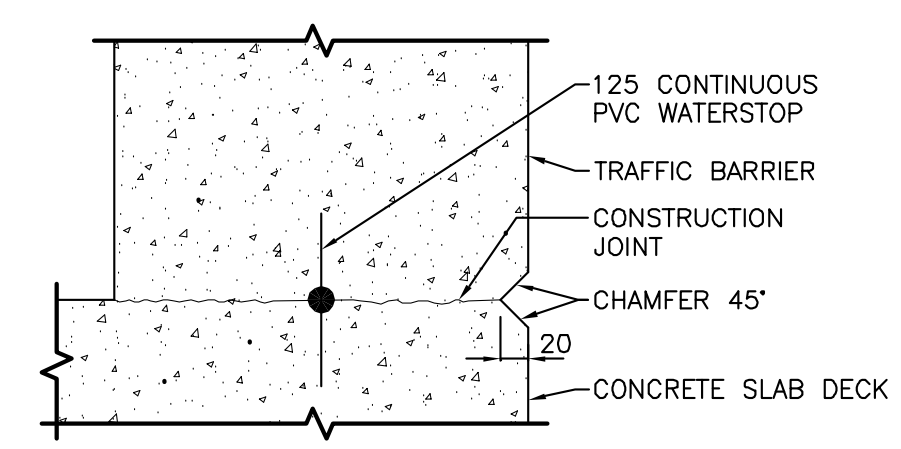

2 DETAIL

1:5 0 50 150 250mm

APEGM
Certificate of Authorization
Stantec Consulting Ltd.
No. 1301 Expiry: April 30, 2008

LOCATION APPROVED
UNDERGROUND STRUCTURES

SUPV. U/G STRUCTURES COMMITTEE — DATE

NOTE:
LOCATION OF UNDERGROUND STRUCTURES AS SHOWN ARE BASED ON THE BEST INFORMATION AVAILABLE BUT NO GUARANTEE IS GIVEN THAT ALL EXISTING UTILITIES ARE SHOWN OR THAT THE GIVEN LOCATIONS ARE EXACT. CONFIRMATION OF EXISTENCE AND EXACT LOCATION OF ALL SERVICES MUST BE OBTAINED FROM THE INDIVIDUAL UTILITIES BEFORE PROCEEDING WITH CONSTRUCTION.

B.M. ELEV.

NO.	REVISIONS	DATE	BY
1	ISSUED FOR ADDENDUM 1	07.12.13	K.S.A.
0	ISSUED FOR TENDER	07.12.03	K.S.A.

Stantec Consulting Ltd.
905 Waverley Street, Winnipeg, Manitoba
Tel 204-489-5900 Fax 204-453-9012

DESIGNED BY	K.S.A.	CHECKED BY	B.J.W.
DRAWN BY	J.M.B.	APPROVED BY	K.S.A.
HOR. SCALE: VERTICAL:	AS SHOWN	AUTHORIZED BY: BILL EBENSPANGER B. EBENSPANGER, P. ENG. BRIDGE PROJECTS ENGINEER	DATE DEC. 6, 2007
DATE	OCT. 20, 2007		

ENGINEER'S SEAL
ORIGINAL SEALED BY K.S. AMY P. ENG. 07.12.03

CONSULTANT DRAWING NO. SB704-682

THE CITY OF WINNIPEG
PUBLIC WORKS DEPARTMENT
TRANSPORTATION ENGINEERING DIVISION

ACCESS BRIDGE
TO 330 AND 334 BONNER AVENUE

CONCRETE PLAN, SECTION & DETAILS

SHEET 5 OF 9

CAD FILE DRAWING NUMBER 31410sb704-682.dwg

CITY DRAWING NUMBER B176-08-05

V:\1137\active\113731410\drawing\403_addenda\sheet_files\31410sb704-682.dwg
2007-12-13 11:05AM By: jfroom