

1+02.121 45° BEND
1+04.567 HYDRANT

1+35.204 CELL 3 T.W.

1+50

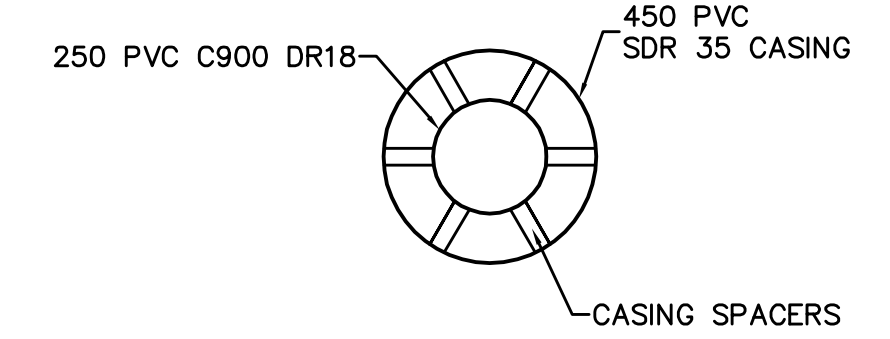
GRADE CHANGE
1+79.487 GATE VALVE
1+80.487 250x250x250 TEE

1+98.000 HYDRANT
1+99.000 VALVE
1+99.400 250x150 REDUCER
2+00.0 250x250x250 TEE
2+00.994 45° VERT. BEND
2+02.974 45° VERT. BEND
2+02.975 CASING

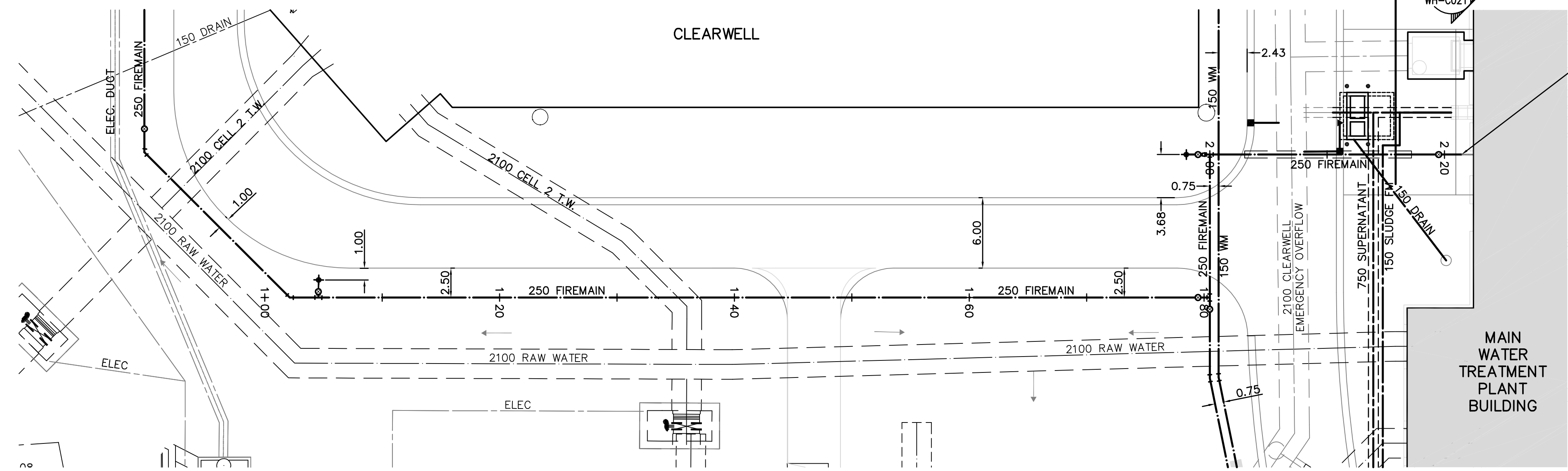
2+06.974 2100 DRAIN

2+13.259 150 DRAIN
2+13.935 750 SUP
2+14.735 150 SLU

2+17.175 CASING
2+19.500 VALVE
2+21.458 CONNECTION TO WTP BLDG



1 CASING DETAIL
WH-C0211 N.T.S.



CONNECT TO EXISTING STUB
CONFIRM LOCATION AND INVERT
PRIOR TO CONSTRUCTION

GENERAL NOTES:

A. LOCATION OF UNDERGROUND STRUCTURES AS SHOWN ARE BASED ON THE BEST INFORMATION AVAILABLE. BUT NO GUARANTEE IS GIVEN THAT ALL EXISTING UTILITIES ARE SHOWN OR THAT THE GIVEN LOCATIONS ARE EXACT. CONFIRMATION OF EXISTENCE AND EXACT LOCATION OF ALL SERVICES MUST BE OBTAINED FROM THE INDIVIDUAL UTILITIES BEFORE PROCEEDING WITH CONSTRUCTION.

CONSTRUCTION NOTES:

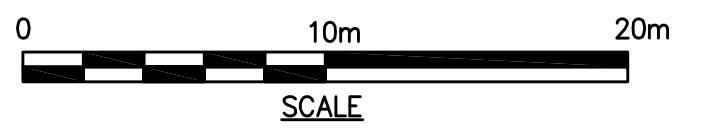
1. ALL HYDRANT ASSEMBLIES TO HAVE MECHANICAL JOINT RESTRAINTS FROM TEE TO HYDRANT.
2. ALL PIPE BEDDING TO BE CLASS B SAND BEDDING.

BENCHMARK NOTES:

DRAWING COORDINATES ARE UTM NAD83 - SCALE FACTOR 0.99983

B.M. No.	NORTHING	EASTING	ELEVATION
PILE 136	5523873.734	647764.406	236.242
PILE 133	5523256.606	647782.387	236.056

DESCRIPTION	NORTHING	EASTING
45° BEND STA. 1+02	5524092.939	647752.459
HYDRANT STA. 1+05	5524092.906	647755.347
250x250x250 TEE STA. 1+80	5524051.483	647818.961
250x250x250 TEE STA. 2+00	5524061.819	647825.404
CONNECTION TO BUILDING STA. 2+21	5524050.467	647843.615



 Certificate of Authorization Earth Tech Canada Inc. No. 730 Expiry: April 30, 2007	B.M. ELEV.	 Frederickson Cooper ARCHITECTS	 A Tyco International Ltd. Company	ENGINEER'S SEAL	 THE CITY OF WINNIPEG WATER AND WASTE DEPARTMENT ENGINEERING DIVISION
				DESIGNED BY GSK CHECKED BY KF DRAWN BY JBC APPROVED BY AHL SCALE: 1:250 HOR 1:50 VER RELEASED FOR CONSTRUCTION BY: R. SOROKOWSKI	
	01 REVISED CONTRACT LIMITS 07/04/05 GSK 00 ISSUED FOR TENDER (94-2007) 07/02/20 GSK NO. REVISIONS DATE BY	DATE 2006/11/21 DATE 2007/02/20			WATER TREATMENT PLANT SITE UTILITIES CIVIL FIRE PROTECTION SOUTH CLEARWELL LEG CITY FILE NUMBER SHEET OF CITY DRAWING NUMBER 1-0601-C-C0211-001-0D