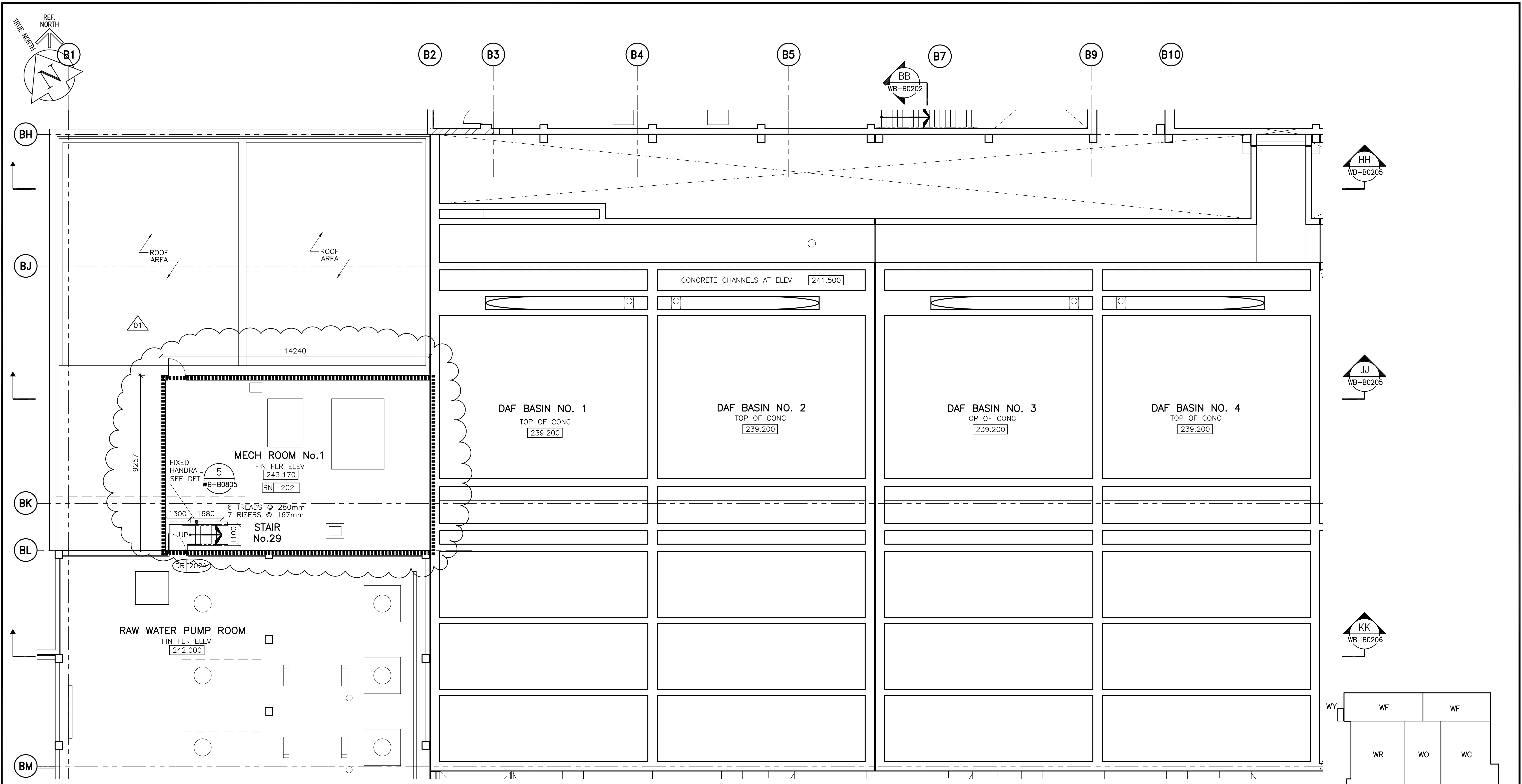
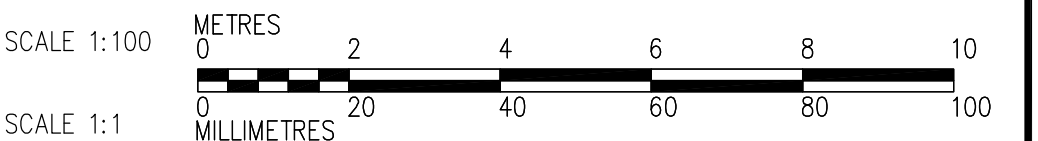
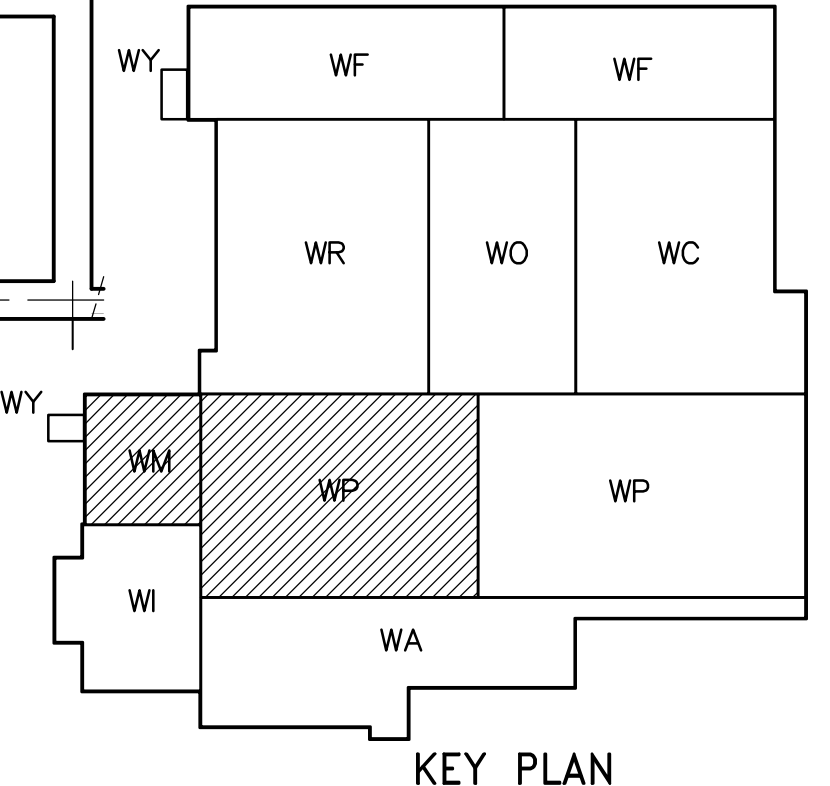
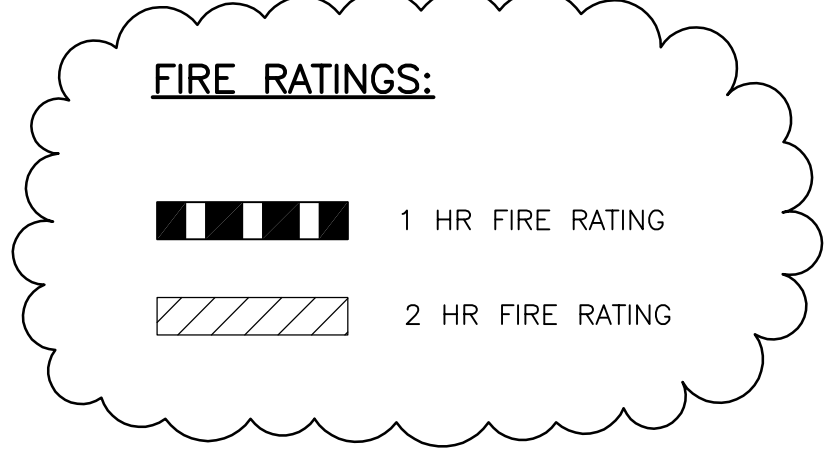


SHEET: COW-A1 (05/2005)



1 PARTIAL PLAN - DAF TANK & MECHANICAL RM NO. 1 AREA (SECOND FLOOR)
WB-B0126 1:100



	B.M. ELEV. <table border="1"> <tr><td> </td><td> </td><td> </td><td> </td></tr> <tr><td> </td><td> </td><td> </td><td> </td></tr> <tr><td> </td><td> </td><td> </td><td> </td></tr> <tr><td> </td><td> </td><td> </td><td> </td></tr> <tr><td> </td><td> </td><td> </td><td> </td></tr> </table>																						ENGINEER'S SEAL ORIGINAL SIGNED BY NEIL COOPER 2007/06/05		WATER TREATMENT PLANT MAIN BUILDING OFFICE AND PLANT INTERIOR FINISHES ARCHITECTURAL PARTIAL PLAN OF DAF TANK & MECHANICAL ROOM NO. 1	CITY FILE NUMBER SHEET OF CITY DRAWING NUMBER 1-0601B-A-B0126-001-01
DESIGNED BY TWS DRAWN BY SH/LK/AL SCALE: 1:100	CHECKED BY BJS APPROVED BY AHL RELEASED FOR CONSTRUCTION BY: R. SOROKOWSKI	CONSULTANT DRAWING NO. WB-B0126																								
01 95-2007 ADDENDUM 01 07/06/12 LK 00 ISSUED FOR TENDER 07/06/05 LK		DATE 2005/08/03 DATE 2007/06/05		E:\NC\JOBDATA\2004\04018 WINNIPEG WATER TREATMENT\02A-CAD\WTP\CONT DWGS\FCA\PLANS\95-2007 ADDENDUM 1\DN_WB-B0126_FC.DWG																						