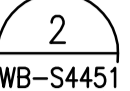
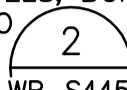
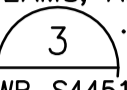

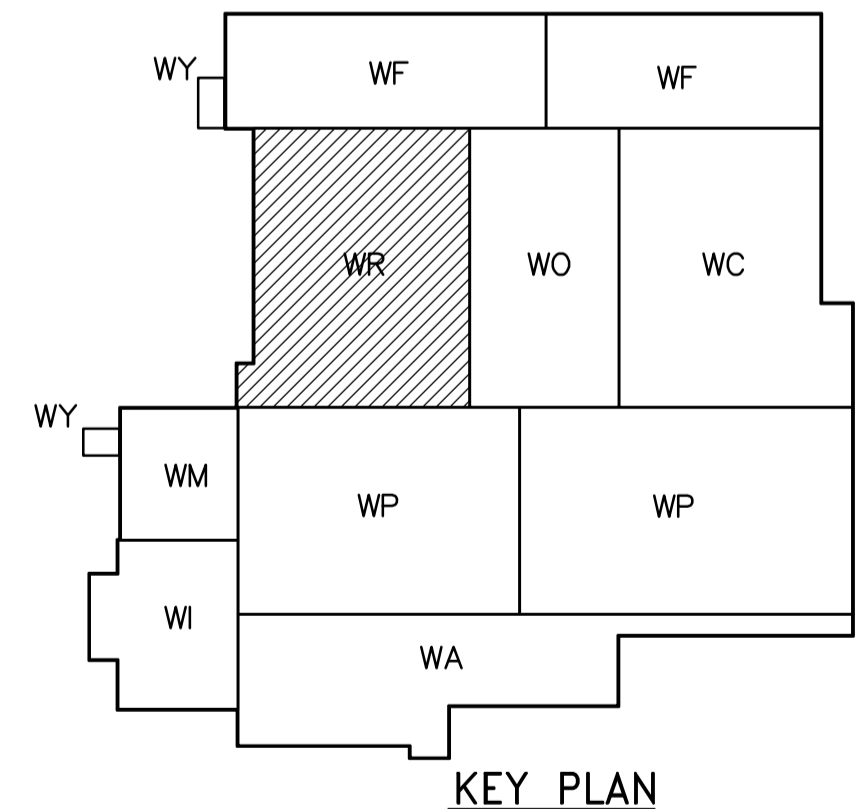
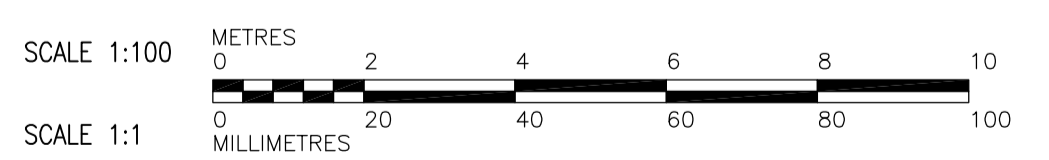






- NOTES:**
- FOR WALL CONTROL JOINTS SEE ARCHITECTURAL DRAWINGS.
 - SEE DETAIL  FOR OPENING REINFORCING.
 - USE NO.9 ASWG@400 FOR JOINT REINFORCEMENT.
 - FOR DETAILS OF LINTELS, BOND BEAMS, AND CORE FILLS REFER TO  AND .
 - COORDINATE EXACT DIMENSIONS AND LOCATIONS OF OPENINGS WITH BO 742-2005 CONTRACTOR.

FOR CMU WALL REINF ALONG GRID  SEE DWG WO-S4131



THIRD FLOOR PLAN
1:100



 Certificate of Authorization CH2M HILL Canada Ltd. No. 1441 Expiry: April 30, 2008	 Frederickson Cooper ARCHITECTS		 A Tyco International Ltd. Company		ENGINEER'S SEAL ORIGINAL SIGNED BY C. MILITANO 2007/06/05	 THE CITY OF WINNIPEG WATER AND WASTE DEPARTMENT ENGINEERING DIVISION WATER TREATMENT PLANT RESIDUALS HANDLING OFFICE AND PLANT INTERIOR FINISHES STRUCTURAL RESIDUALS HANDLING AREA THIRD FLOOR PLAN	CITY FILE NUMBER SHEET OF CITY DRAWING NUMBER 1-0401R-A-S4131-001-01D
	DESIGNED BY: MH CHECKED BY: AP DRAWN BY: CR APPROVED BY: AHL SCALE: 1:100 RELEASED FOR CONSTRUCTION BY: R. SOROKOWSKI DATE: 2007/05/06	CONSULTANT DRAWING NO. WR-S4131					
	B.M. ELEV. NO. REVISIONS DATE BY	01 95-2007 ADDENDUM 5 07/07/11 DK 00 ISSUED FOR TENDER 07/06/05 MH	DATE: 2007/06/05 DATE: 2007/05/06				