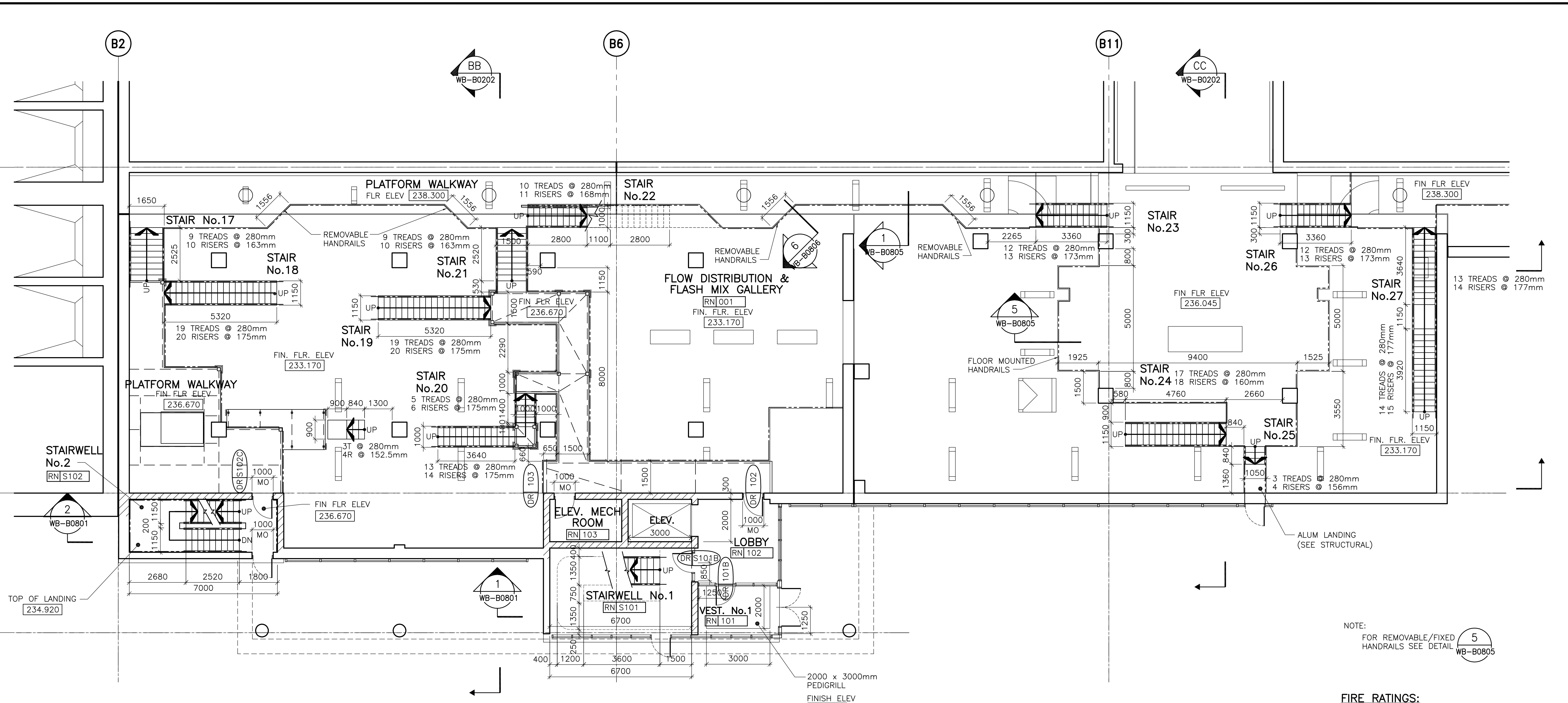


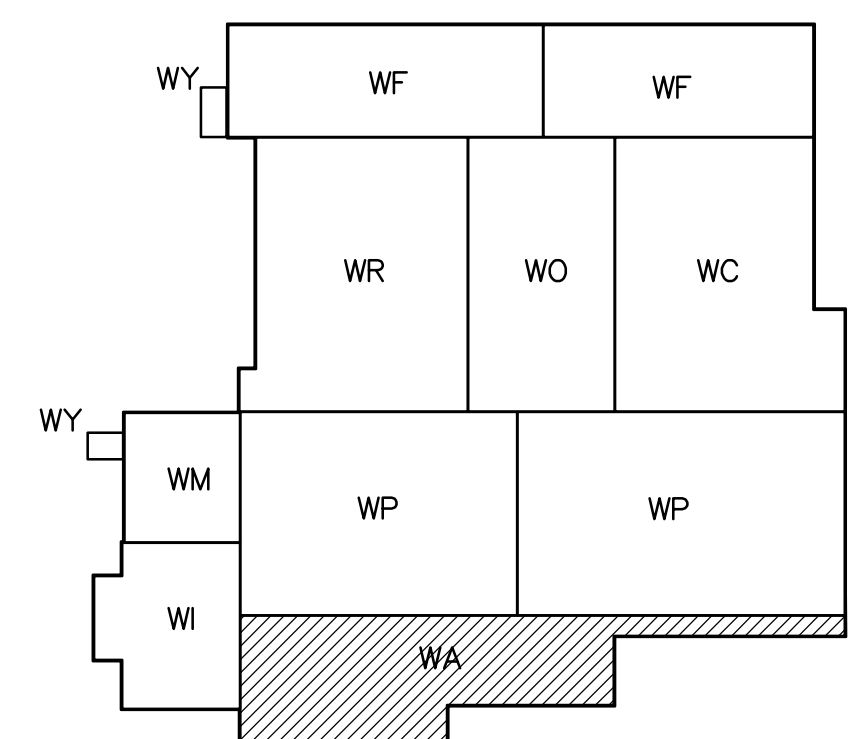
BM
LL WB-B0206
MM WB-B0207
BN
BP



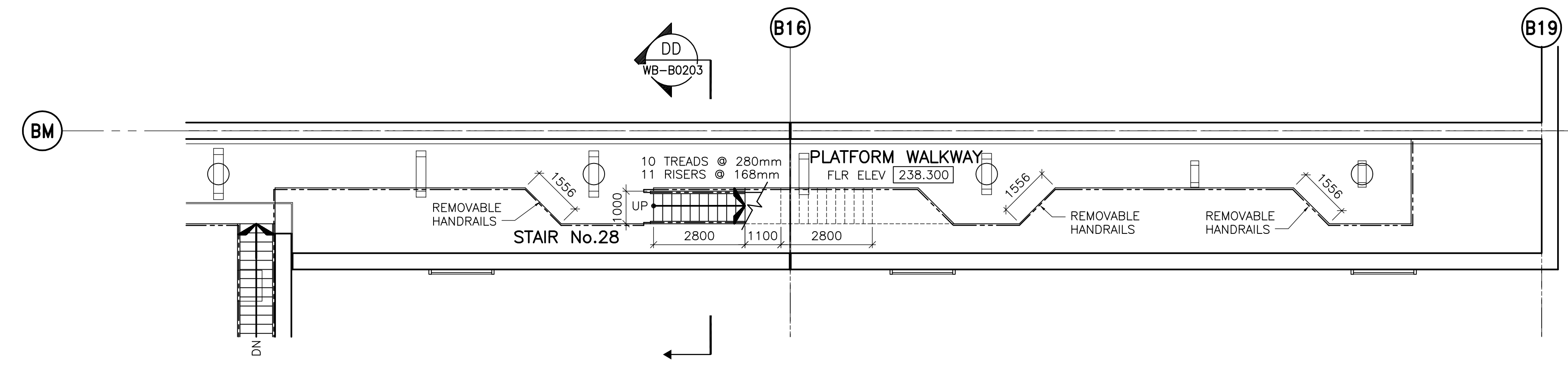
1 PARTIAL PLAN - DAF INFLUENT GALLERY / MAIN LOBBY AREA (FIRST FLOOR LEVEL)
WB-B0119 1:100

NOTE:
FOR REMOVABLE/FIXED
HANDRAILS SEE DETAIL 5
WB-B0805

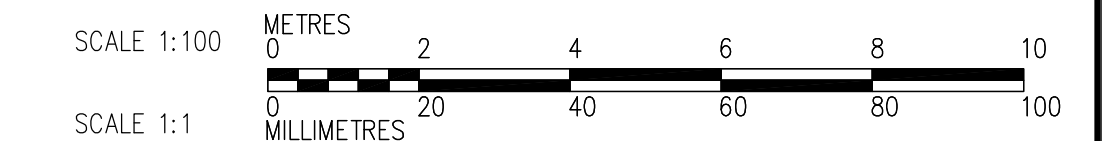
FIRE RATINGS:
2 HR FIRE RATING



KEY PLAN



2 PARTIAL PLAN - DAF INFLUENT GALLERY (FIRST FLOOR LEVEL)
WB-B0119 1:100



B.M. ELEV.			
DESIGNED BY	TWS	CHECKED BY	BJS
DRAWN BY	SH/LK/AL	APPROVED BY	AHL
SCALE:	1:100	RELEASED FOR CONSTRUCTION BY:	R. SOROKOWSKI
00 ISSUED FOR TENDER	07/06/05	LK	
NO. REVISIONS	DATE	DATE	DATE
		2005/08/03	2007/06/05

CH2MHILL
Frederickson Cooper
ARCHITECTS

EarthTech
A Post International Ltd. Company

ENGINEER'S SEAL
ORIGINAL SIGNED BY
NEIL COOPER
2007/06/05

CONSULTANT DRAWING NO.
WB-B0119

THE CITY OF WINNIPEG
WATER AND WASTE DEPARTMENT
ENGINEERING DIVISION

WATER TREATMENT PLANT
MAIN BUILDING
OFFICE AND PLANT INTERIOR FINISHES

ARCHITECTURAL
PARTIAL PLAN OF PIPE/FLASH MIX GALLERY
(ELEV. 237.500)

CITY FILE NUMBER
SHEET OF
CITY DRAWING NUMBER
1-06018-A-B0119-001-000